



LENAWEE COUNTY
FAIR & EVENT GROUNDS



JULY 26 - AUGUST 1 2026

602 N Dean St.
Adrian, MI 49221

LENFAIR.COM

517.263.3007
lenaweefair@gmail.com



Contents

Fair Week Schedule & Admission	4
Fairgrounds Map	5
Welcome, Fair-Goers!	6
Beautify the Fairgrounds Contest	8

OPEN CLASS LIVESTOCK

Rules & Regulations	10
Dept 1: Dairy	14
Dept 3: Beef	15
Dept 5: Sheep	16
Dept 7: Goats	17
Dept 11: Poultry	18
Dept 11: Ducks & Geese	19
Dept 17: Haflinger	20
Dept 17: Draft Horses	21

OPEN CLASS STATIC EXHIBITS

Rules & Regulations	25
HOME ARTS DEPARTMENT	25
Needlework	25
Sewing	26
Handspun	27
CULINARY ARTS DEPARTMENT	28
Baked Goods: Adult	28
Baked Goods: Youth	29
Canned Goods	30
FINE ARTS DEPARTMENT	31
Adult	31
Junior	32
Youth	32
FOLK ART DEPARTMENT	33
PHOTOGRAPHY DEPARTMENT	34
ANTIQUES DEPARTMENT	35
AGRICULTURE DEPARTMENT	36
Seed & Corn	36
Vegetables	38
Miscellaneous	38
FLORICULTURE DEPARTMENT	39
Flowers	39
HORTICULTURE DEPARTMENT	40
MISCELLANEOUS DEPARTMENT	40

4H PREMIUM BOOK

Book Begins	44
-------------	----

FORMS

Special Event Application Form	9
Livestock Entry Form	22
Static Entry Forms	41



2026 Lenawee County Fair

JULY 26 — AUGUST 1, 2026

7:00 AM — 10:00 PM

ADMISSION PRICES

General Admission	\$5.00*
9 & Under	FREE
7-Pak Gate Entry Pass	\$30.00
Grandstand Fun Pak	
1 Grandstand ticket for each night	\$75.00

Opening Day July 26 before 10am is free admission. After 10am is \$5.

FAIR OFFICE STAFF

OFFICE MANAGER

Heather Downs

AGRICULTURAL SOCIETY

OF LENAWEE COUNTY OFFICERS 2026

PRESIDENT

Dawn Barrett

SECRETARY

Sarah Taylor

VICE-PRESIDENT

Jerry Pape

TREASURER

Jody Marks

BOARD OF DIRECTORS

TERM EXPIRES 2026

Dawn Barrett, Raisin Twp
 Kevin Barrett, Hudson Twp
 Kevin Brooks, At Large
 John Decoster, Macon Twp
 Amy Francoeur, Woodstock Twp*
 Katie Harrison, At Large
 Dean Lakatos, Fairfield Twp
 Jody Marks, Blissfield Twp
 Tyler Pelham, Rome Twp
 Ron Thompson, Ogden Twp

TERM EXPIRES 2027

Ron Cambal, Riga Twp
 Don Fall, Deerfield Twp
 Dawn Fisher, Madison Twp
 Chris Hunt, Tecumseh Twp*
 Ed Mathis, At Large
 Grant Pelham, Adrian Twp*
 Heath Platt, Franklin Twp
 Justin Strahan, Hudson City*
 Melinda Stubli, Rollin Twp
 Robin Taylor, Morenci City

TERMS EXPIRES 2028

Jacob Cooper – Adrian City
 John Gould – Seneca Twp
 Katie Gust – Clinton Twp*
 Aaron Hinde – Blissfield Village
 Vivian Hinde – Medina Twp*

Scott Long – Dover Twp
 Diane Meyer – At Large
 Mike Neill – Cambridge Twp*
 Jerry Pape – Palmyra Twp
 Sarah Taylor - Ridgeway Twp

* Out of Geographic Area

EX-OFFICIO MEMBER

Londa Pickles, MSU Representative

NO alcoholic beverages, firearms, or soliciting on grounds. NO smoking in buildings or grandstand. Only ADA service/guide dogs allowed.

FAIR WEEK EVENT SCHEDULE & ADMISSION

Sun
JULY 26, 2026

QUEENS' DAY

Sand Creek Community Church	10 am	
Chicken BBQ - 4-H Center	11 am	\$\$
Car & Bike Cruise-In	11 am - 5 pm	FREE
Parade	1:00 pm	FREE
Michigan Pedal Pullers -Grandstand	2:00 pm	FREE
Princess Walk	4:00 pm	FREE
Earl Kelly Memorial Pull - Grandstand	6:00 pm	\$\$
Opening Ceremony	6:45 pm	FREE
Queens' Pageant - Bandshell	7:00 pm	FREE

Mon
JULY 27, 2026

NO MIDWAY

4H Performing Arts/Project Runway	4:00 pm	FREE
Figure 8 Car & Truck Demo	7:00 pm	\$\$
4-H Lip Sync Battle	8:00 pm	FREE

Tues
JULY 28, 2026

SENIOR CITIZENS' DAY

All persons 65 or Older admitted for free with proof of age.

4H Dog Show	9:00 am	FREE
Lenawee Dept. on Aging	1:00 pm	FREE
Elvis	2:00 pm	FREE
Gramberry Jam	2:30 pm	FREE
Warehouse Cloggers	5:30 pm	\$\$
Adrian City Band - Bandshell	7:00 pm	FREE
KOI Dirt Drags - Grandstand	7:00 pm	\$\$
Tommy Sargent - Bandshell	8:30 pm	FREE

Wed
JULY 29, 2026

VETERANS DAY

Veterans admitted FREE upon showing proof of service

Veterans' Luncheon - Bandshell	11:00 am	FREE
Rides Open	2:00 pm	
TBA - Bandshell	2:30 pm	FREE
Queens' Talent Review	4:00 pm	FREE
4-H Small Animal Sale - Show Barn	6:00 pm	FREE
Figure 8 Car & Truck Demo - Grandstand	7:00 pm	\$\$
Elektrik Mayhem - Bandshell	7:00 pm	FREE

Thur
JULY 30, 2026

KID'S DAY

Rides Open	2:00 pm	
Storm Cheer & Dance-Bandshell	3:00 pm	FREE
TBA - Bandshell	5:00 pm	FREE
4-H Dairy Feeder Calf Sale - Show Barn	6:00 pm	FREE
Lost Nations Radio - Grandstand	7:00 pm	\$\$
Infinity & Beyond Journey Tribute- Bandshell	7:00 pm	FREE

Fri
JULY 31, 2026

AG DAY

4H Food Eating Contest	1:00 pm	
Rides Open	2:00 pm	
Berean Baptist Church	3:00 pm	FREE
TBA - Bandshell	5:00 pm	FREE
4-H Jr. Livestock Sale - Show Barn	6:00 pm	FREE
Diesel and Gas Truck Pull - Grandstand	7:00 pm	\$\$
Los Hermanos - Bandshell	7:00 pm	FREE

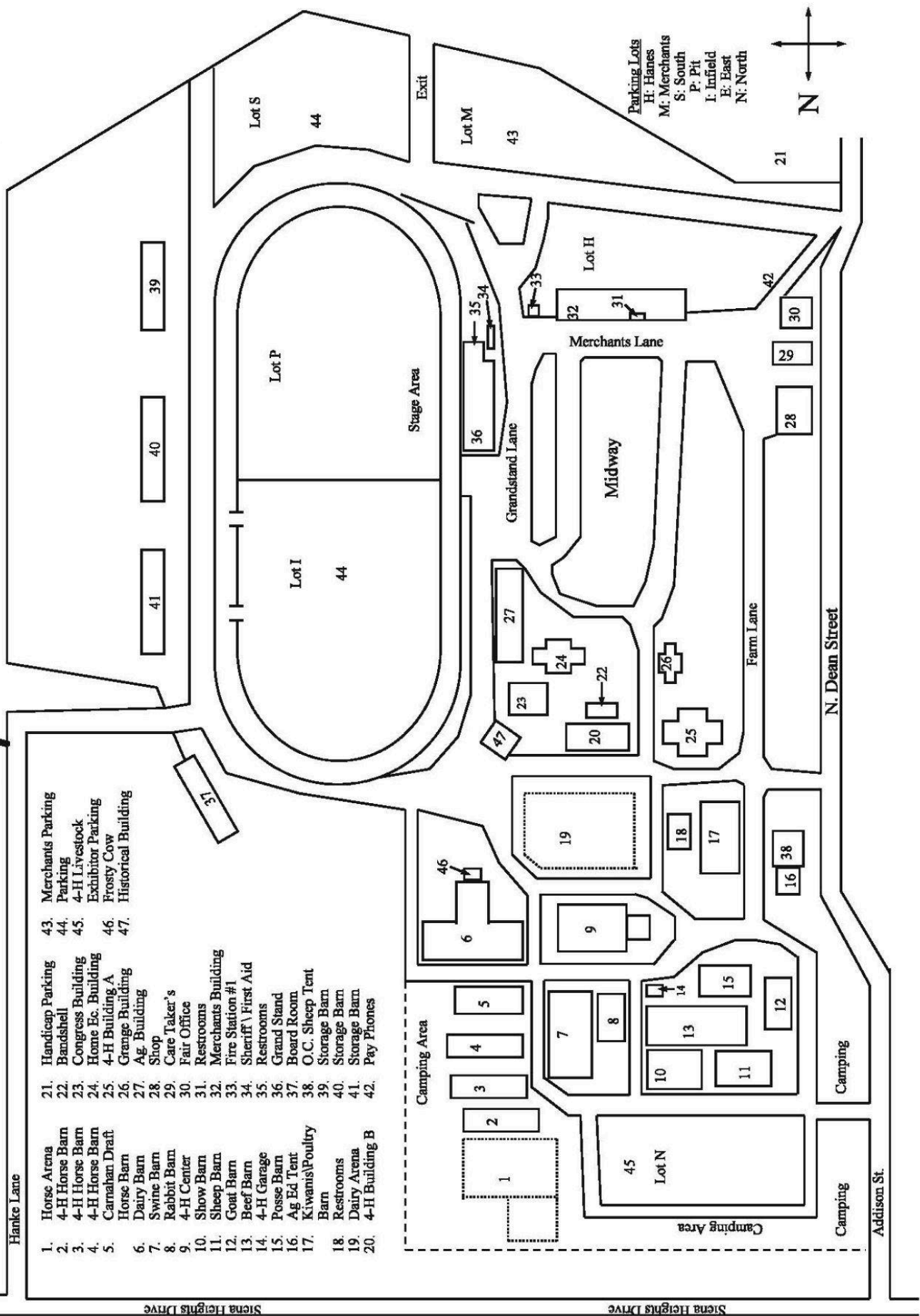
Sat
AUGUST 1, 2026

MERCHANT'S DAY

Adrian Jr. Majorettes - Bandshell	1:00 pm	FREE
Rides Open	2:00 pm	
MST Dance Studio - Bandshell	2:30 pm	FREE
Bark's Tales - Bandshell	4:00 pm	FREE
Tuff Truck & Car Competition-Grandstand	7:00 pm	\$\$
JTE - Bandshell	7:00 pm	FREE

Active Military showing ID will be admitted at no charge - FREE PARKING

Lenawee County Fair and Event Grounds





MEGA PASS

Purchase your Mega Pass!

Pre-Sale - \$75.00 After July 15th, - \$85.00

* Please visit the fair office to purchase the Mega Pass for unlimited rides, which is good Tuesday through Saturday during Fair Week: July 26 - August 1, 2026.

**There are height/weight restrictions on some rides.
Wristbands are sold until 9:30 pm/honored until closing.
Single tickets are sold and honored until closing.**



Welcome, Fair-Goers!

Dear Lenawee County Community,

As we look ahead to the 2026 Lenawee County Fair, I want to take a moment to reflect with gratitude on all that we accomplished together in 2025 and to share our continued vision for the years ahead.

The past year brought many exciting updates to our fairgrounds and our fair programming. From expanded entertainment offerings to improvements that enhanced the experience for exhibitors, families, and visitors, 2025 was a year of growth and renewed energy. These successes were made possible by the dedication of our volunteers, the support of our sponsors, and the enthusiasm of our fairgoers who continue to show up year after year.

While we are proud to introduce new attractions and entertainment that appeal to all generations, we remain deeply committed to preserving the rich agricultural heritage that is the foundation of the Lenawee County Fair. Our roots as an agricultural society guide every decision we make. Livestock exhibitions, youth projects, and educational opportunities remain at the heart of our mission.

We are especially honored to continue serving as a home for 4-H and the many young people of Lenawee County who learn responsibility, leadership, and pride through their involvement at the fair. Watching our youth grow and succeed is one of the most rewarding parts of what we do, and we are committed to supporting them for many years to come.

As we move forward, our focus remains on serving Lenawee County with integrity, inclusiveness, and purpose—growing the fair responsibly while protecting the traditions that make it special. The fair is more than a weeklong event; it is a gathering place, a celebration of community, and a reflection of who we are.

On behalf of the Lenawee County Fair Board, thank you for your continued support, your hard work, and your belief in the future of our fair. We look forward to welcoming you back to the fairgrounds and continuing this journey together.

With sincere appreciation,
Dawn Barrett
President
Lenawee County Fair Board

FAIR PARADE - SPONSORED BY: NEILL'S TOWING & AUTOMOTIVE SERVICE

If you would like to help kick off fair week with a parade entry, please join us **Sunday, July 26, 2026!**

LINE UP STARTS - 11:30 am

PARADE BEGINS - 1:00 pm

1. Parade begins promptly at 1pm. Lineup any time between 11:30 AM and 1 PM on College or Michigan Aves.
2. **PARADE ROUTE:** Begins on College Ave at Thee Old Mill proceeding down E Maumee ending at the main entrance of the fairgrounds on E Dean St.
3. **PRE-REGISTRATION NOT REQUIRED** to participate, just show up.
4. **ALL WALKING PARTICIPANTS must keep moving and not stop.** You may NOT STOP to perform or visit while the parade is enroute.
5. **NO THROWING OF CANDY** from your unit. There will be no throwing of candy, however, walkers can hand out candy or other material walking alongside their unit. **For safety reasons all items must be handed out at curbside.**
6. All Horse entries MUST have a clean up crew immediately following them.
7. Port A Potty available in the back lot of Thee Old Mill during parade line up.

Contact parade chairman Melinda Stubli @ 517-215-1366 for more information.

Bandshell Events

QUEEN'S PAGEANT

SUNDAY, JULY 26th, 2026 AT 7:00 PM

- Scholarship Only

ELIGIBILITY REQUIREMENTS

1. Must have a platform – An issue or cause that is relevant to our world or the specific contestant.
2. Must be at least 16 years old, but not older than 22 as of July 1st, current year.
3. Must be single and without child.
4. Must live or go to school full time in Lenawee County. Proof of residency is required (birth certificate, school registration, transcript.) with registration.
5. Must perform a talent act that does not exceed 90 seconds. Must use the technical equipment provided.
6. Must be available for personal interview on Sunday July 26, 2026 9:00 a.m.-11:00 a.m. location TBD.
7. If crowned as Queen or a member of the court, You MUST be available for all duties and public appearances throughout the week, ending Saturday night at the close of fair. Failure to do so will result in FORFEIT of scholarships awarded.
8. If crowned Queen, you MUST be available throughout the year for appearances and parades.
9. Entry Fee: \$40 that is to be paid at the time of registration by sponsoring business, civic group, or individual. In the event that a contestant drops out, the entry fee would be forfeited.
10. Must be available for rehearsals (dates and times TBD)
11. Must be available for the fair parade on July 26, 2026. Line up at 12:00 p.m. location TBD.
12. If crowned queen, the title holder is not allowed to compete in any other pageant systems until queen reign ends at fair of 2026.
13. Entry Forms AND fees MUST be submitted by 4 pm on Friday, June 19, 2026.

AWARDS

Queen	\$1,000 - Scholarship
1st runner up	\$500 - Scholarship
2nd runner up	\$250 - Scholarship

- *Winners must be advancing education to receive scholarship. (No cash awarded)*
- *Other Scholarships will be awarded in addition to those listed above.*



BEAUTIFY THE FAIRGROUNDS CONTESTS

SUPERINTENDENT
 Pam Cherry
 pcherry@frontier.com

APPLICATION DEADLINE
 June 15th

CLASS 1258

Youth Annuals

CLASS 1262

Adult Annuals

CLASS 1260

Youth Perennials

CLASS 1264

Adult Perennials



RULES

- 1 Open to individuals, families, clubs, senior centers, schools, churches, etc.
- 2 **Must contact superintendent, Pam Cherry at pcherry@frontier.com to secure the location you wish to beautify.**
- 3 Enter an IN-GROUND planting. May include a box, barrel, tire, wheelbarrow, fencing, etc.; whatever enhances your arrangement.
- 4 Entire area must be completed by 1 pm Saturday, July 25th. This includes containers, signage, decorations, mulch, etc. Judging will be Saturday, July 25th.
- 5 Areas must be maintained through the end of fair week.
- 6 Remove spent blooms and keep watered and weed free.
- 7 Limit one entry per class per location.
- 8 75% of plants must be perennials or annuals, depending on class entered.
- 9 Incorporation of the Fair theme "Neon Lights and Country Nights" using creative decorations & signage.

AWARDS

1st	2nd	3rd
\$60	\$30	\$15



Special Event Application Form

SUPERINTENDENT
Pam Cherry
pcherry@frontier.com

LENAWEE COUNTY FAIRGROUNDS
602 N. Dean St.
Adrian, MI 49221

Phone: 517-263-3007
Fax: 517-264-6896

Please indicate which contest you are entering by placing a (✓) in front of contest.

*A Applications are to be turned in to the Fair Office by **June 15, 2026 between 10 am - 1 pm***

B Entries improperly entered will be disqualified.

C See Rules on Page 8.

D Must pre-register with the Superintendent to secure a location for floral gardens.

EXHIBITOR / ORGANIZATION: _____

ADDRESS: _____

P.O. BOX: _____

CITY, STATE, ZIP: _____

E-MAIL ADDRESS: _____

PHONE NUMBER: _____

BEAUTIFY THE FAIRGROUNDS CONTESTS

___ **CLASS 1258: YOUTH ANNUALS (75% MUST BE ANNUALS)**

LOCATION: _____

___ **CLASS 1262: ADULT ANNUALS (75% MUST BE ANNUALS)**

LOCATION: _____

___ **CLASS 1260: YOUTH PERENNIALS (75% MUST BE PERENNIALS)**

LOCATION: _____

___ **CLASS 1264: ADULT PERENNIALS (75% MUST BE PERENNIALS)**

LOCATION: _____

Rules & Regulations

- 1 The Agricultural Society of Lenawee County reserves the right to refuse any entry. Entries will be limited to space available.
- 2 Entries will be considered in this order: Lenawee County, State of Michigan, & Out of State & Foreign Countries. The Association reserves the final & absolute right to interpret all rules & regulations & arbitrarily settle & determine all matter, questions & differences in regard thereto, or otherwise arising out of incident or connected with the Lenawee County Fair.
- 3 No Open Class livestock entries will be accepted after June 15th & no Open Class static entries will be accepted after July 1st. (If July 1st or June 15th falls on a weekend, entries will be accepted at the Fair Office until the following Monday.)
- 4 4-H entrants must follow Open Class rules & pay entry fees for Livestock & Static exhibits.
- 5 Any changes in the entry will not be allowed after entry deadline. Absolutely no entry fees will be returned.
- 6 All livestock entries must be in place by 1pm Sunday. Upon late arrival, entrant must show proof of release from other show. You must have Superintendent approval of late arrival.
- 7 Photography & Fine Arts must be brought into the fair between 3:00 - 6:00 pm on the Friday before the fair starts.
- 8 All other static entries are to be brought in between 10:00am to 1:00pm on Saturday before the fair starts.
- 9 Exhibitors in Static Departments are limited to one entry per class. Same item cannot be entered in more than one class.
- 10 An entry CANNOT be entered except in the name of the owner.
- 11 Any irregularity in the entry, or fraud by misrepresentation or otherwise detected before or after awards have been made, shall cause the forfeit of all premiums awarded in all departments.
- 12 Exhibitors must see to the delivery of their articles upon the grounds, & to the superintendent of the appropriate department & the Society will not, in any case, make provisions for the transportation or be subject to any expense for their delivery or return from the Fairgrounds.
- 13 Every article or animal upon the Fairgrounds will be under the control of the Agricultural Society & every precaution will be taken for their safekeeping but the Society will not be responsible for any loss or damage that may occur, & upon this condition only will entries be received.
- 14 Premiums will not be paid on articles removed from the Fairgrounds in violation of the rules of the Society.
- 15 In case the receipts of the Fair are insufficient to pay the expenses & premiums in full, the premiums may be prorated among those entitled to it.
- 16 No outside alcoholic beverages allowed except for those sold in the Grandstand & Bandshell at designated times.
- 17 No entry tags or passes will be mailed. Pick up at Fair Office.
- 18 No smoking allowed in livestock buildings, exhibit buildings or in the Grandstand.
- 19 Absolutely no parking in other than designated areas; all others will be towed away at owner's expense. Delivery vehicles allowed until 11am only. This restriction includes around barns or display areas.
- 20 Any exhibitor may file a complaint regarding any of the following:
 - A Conflict of interest of the judge.
 - B Disqualification of an exhibit or exhibitor.
 - C Exhibitor, group leader, or superintendent behavior.
 - D Eligibility of the exhibit.
- 21 The complaint & appeals procedure adopted & maintained by the association board is as follows:
 - A Complaints & appeals procedure (Requires a \$25 filing fee)
 - B An exhibitor compelled to bring a complaint regarding those areas listed above (20a-d) shall make a formal protest in writing to the Fair Board President no later than ten days following the last day of the fair. All protests shall be referred to a special committee designated by the Association President & including 1 Officer, 1 Fair Board member and, depending on the area targeted for the complaint, chairperson of the Static Committee and/or Livestock Committee, which shall review the protest with interested parties. Report of findings shall be made to the Board President who will render a final decision on the protest within 30 days after the initial filing. Exhibitors may file an appeal to the Dept. of Agriculture within 45 days of filing the initial complaint if the exhibitor is not satisfied with the association's action.
- 22 Exhibits will be released Sunday, August 1, from 1 -2:30 pm...
- 23 No one 18 years of age or under is allowed to drive tractors or spread manure on fairgrounds.
- 24 All club/individual displays must remain up and animals must remain for the general public to view until 10:00 pm the last Saturday of fair. Tear down and animal removal after 10:00 pm will be orchestrated by barn superintendents. If displays or animals are removed prior to 10:00 pm, the Lenawee County Fair will fine the club/individual \$50.00.

The MI Dept. of Agriculture shall have 60 days after receipt of any appropriately filed appeal to investigate the complaint, & shall issue a finding of fact & notice of department action & any recommended actions for the association.

Lenawee County Agricultural Society collectively, jointly or individually is not responsible for accidents, theft or injury to property, persons or animals while on premises.

INSTRUCTIONS FOR FILLING ENTRY FORMS

IRS Form W-9 Revision, Jan. 93 states the following information regarding taxpayer identification numbers:

- 1 On each entry form, fill in name, address, & phone number Check (☒) if you are a new exhibitor or returning exhibitor. If you are a returning exhibitor check (☒) the appropriate space if this information has or has not changed. (All entry forms must be signed by the exhibitor verifying that they have read, understand, agree & consent to abide by the rules as stated in the premium book.)

- 2 The Lenawee County Fair (LCF) is required to furnish to the IRS the name & address of anyone paid premiums, & withhold 31% of said premiums as backup withholding should we not have the person's SSN or (TIN) on file.
- 3 By furnishing us with your SSN (TIN) we merely send the appropriate information, your name, address and amount paid in amount as income on your return.
- 4 The LCF will issue a 1099 only when the amount paid is over \$600 in any year.
- 5 The LCF can be fined \$50.00 for each person to whom we pay premium money if we do not have his or her SSN (TIN) & report it properly.
- 6 **ENTRY FORMS:** There are two (2) separate entry forms, Livestock (page 21 & Static (non-livestock - page 41.) Entries will only be accepted on these forms.

LIVESTOCK

Entry Deadline is June 15

- 1 Entries improperly filled out will not be accepted or corrected. List livestock, separately by departments. Classes must be listed under the correct section of that department, & the form must have the exhibitor's signature. Entries may be limited per class, see individual department for any limits.
- 2 Any animal entered in any class at the fair may be subjected to drug testing at the discretion of the Agricultural Society of Lenawee County or their designated representative. The fair's veterinarian/ authorized representative may collect test samples as needed. A copy of the Livestock Drug Protocol can be found in the 4-H Fair Book.

STATIC ENTRY FORM

DEADLINE JULY 1

- 1 Entries improperly filled out will not be accepted or corrected. List exhibit(s) separately by department(s). Classes must be listed under the correct section of that department, & the entry form must have the exhibitor's signature. There is a limit of one entry per class. Same item cannot be entered in more than one class.

4-H YOUTH ENTERING OPEN CLASS

- Any 4-H exhibitor who wishes to enter open class must fill out Open Class entry forms & pay open class fees, by the entry deadline.

2026 HEALTH REQUIREMENTS FOR LIVESTOCK EXHIBITED IN MICHIGAN

- Livestock means those species of animals used for human food & fiber or those species of animals used for service to humans. Livestock includes but is not limited to cattle, sheep, new world camelids (llamas, alpacas, vicunas, & guanacos), goats, bison, privately owned cervids, ratites (cassowaries, kiwis, ostriches, & emus), swine, equine, poultry, aquaculture, & rabbits. Livestock does not include dogs & cats.

GENERAL REQUIREMENTS FOR ALL ANIMALS

- Exhibitors at state, county, & district fairs, along with other livestock exhibitions, expositions, & shows are required to comply with all of the statutory & regulatory provisions of the State of Michigan relating to animal health outlined in the Animal Industry Act, 1988 PA 466 MCL 287.701-287.747, & rules promulgated for the implementation & enforcement of the act.

A COMPLETE COPY OF THE 2026 RULES & REGULATIONS CAN BE OBTAINED AT THE FAIR & EVENT GROUNDS OFFICE OR AT www.michigan.gov/mda-exhibitinfo

CHECKLIST REQUIREMENTS FOR ANIMALS TO BE EXHIBITED

Horses

- A Proof of a current (taken within last 12 months) negative test of Equine Infectious Anemia (Coggins Test) except foals under six(6) months of age & nursing their dam.
- B Interstate certificate of veterinary inspection if coming from out of state.

Goats

- A Must be identified with official USDA scrapie program identification or in case of registered pygmies, a microchip owner must have reader the entire week.
- B Interstate certificate of veterinary inspection if coming from out of state
- C Must meet tuberculosis & brucellosis testing requirements

Sheep

- A Must be identified with official USDA scrapie program identification
- B Interstate certificate of veterinary inspection if coming from out of state with appropriate statements

Swine

- A Must be identified with official USDA identification ear tag
- B Swine at a fair, exhibition, exposition, or show authority facility with a fever greater than 105 degree F is reportable to MDARD
- C Interstate certificate of veterinary inspection if coming from out of state
- D Must meet pseudo rabies & brucellosis requirements
- E No Russian Boar type pigs can be imported or shown

Poultry

- A Meet pullorum testing requirements
- B If birds come to the fair untested for pullorum, must test negative before entering barn
- C Interstate certificate of veterinary inspection if coming from out of state
- D ILT vaccinated poultry may not be imported to Michigan
- E Do not share feed & water containers between birds in different enclosures

Wild or Exotic Animals

- A Large carnivores (bears, cheetahs, cougars, leopards, lions, jaguars, panthers, & tigers) shall be confined to an area where public can only view these animals; NO DIRECT CONTACT
- B Exception is bears under 36 weeks of age or 90 pounds
- C Interstate certificate of veterinary inspection if coming from out of state
- D Contact Michigan Department of Natural Resources about any animals native to Michigan being imported

Cervidae

- A Must be identified with official USDA ear tag & additional unique individual ID
- B Meet tuberculosis testing requirements

Cattle

- A Must be identified with official USDA ear tag
 1. For Michigan cattle this is RFID ear tag
- B Meet tuberculosis testing requirements for movement with Michigan
- C Interstate certificate of veterinary inspection if coming from out of state
- D Must meet tuberculosis & brucellosis testing requirements if out of state
- E Recommend that all ID should be recorded

– Nora Wineland, D.V.M., M.S.

State Veterinarian & Animal Industry Division Director

DRUG TESTING OF LIVESTOCK ANIMALS

* Any animal entered in any class at the fair may be subjected to drug testing at the discretion of the Agricultural Society of Lenawee County or their designated representative. The fair's veterinarian/authorized representative may collect test samples as needed. See page for drug testing procedure.



2026

Tallest Corn Contest

We would like to showcase our Lenawee Co. farmers this year by holding a “**Tallest Corn Contest**” at the Lenawee County Fair. If you are a corn grower in Lenawee County – you are eligible!!

How does this work??

There is no entry fee.

Register by July 20, 2026, to let us know that you will be participating.

Where/when do we take our entry??

On Saturday, July 25, 2026, drop off your tallest corn stalk between 11:00 a.m. and 4:00 p.m. at the Ag Building - Lenawee Co. Fairgrounds to be measured and put on display.



Your prize??

First place will receive one bag of Dairyland seed corn for your 2027 crop planting.

Contact Information for any questions or registration??

Email contact – rusticlanefarm@frontier.com

Phone contact – 517-605-9960

Text contact – 517-605-5152

(Please note – To register, we only need your name and contact number)

We certainly hope you will consider participating!

Please spread the word to your friends

and neighbors. We hope to see you July 25th!!

Livestock



DEPARTMENT 1

Dairy

SUPERINTENDENT
Cherryl Jackson
(517) 605-5152

ENTRY FEE
\$4.00 Per Head
\$2.00 Per Class

JUDGING

Entries close

June 15th

Judging Time

Wednesday 9:00 am

All livestock in place by

Sunday, July 26, 1:00 pm

Release Time

Saturday, Aug. 1, 10:00 pm

SECTIONS 1-8

PLEASE NOTE:

- Sections 1-8 apply to classes 1-22
- Italicized areas - award only - no premiums

1	Ayrshire	5	Jersey
2	Brown Swiss	6	Milking Shorthorns
3	Guernsey	7	Fleckvieh
4	Holstein Friesian	8	Mini Dairy Breeds

CLASSES

- Bull calf-born after **11/30/2025**
Junior Champion Bull
- Junior heifer calf born on or after **3/1/2026**
- Intermediate heifer calf born **12/1/2025 - 2/28/2026**
- Senior heifer calf born **9/1/2025 - 11/30/2025**
- Summer yearling heifer born **6/1/2025 - 8/31/2025**
- Junior yearling heifer born **3/1/2025 - 5/31/2025**
- Winter yearling heifer born **12/1/2024 - 2/28/2025**
- Senior yearling heifer born **9/1/2024 - 11/30/2024**
Junior Champion Female from the calf & yearling classes.
Reserved Junior Champion Female from the calf & yearling classes.
- Junior best three females, all three females from the calf & yearling classes, all must be bred & at least one owned by the exhibitor.
- Junior two year old cow born **3/1/2024 - 8/31/2024**
- Senior two year old cow born **9/1/2023 - 2/28/2024**
- Dry three & four year old cow born **9/1/2021 - 8/31/2023**
- Three year old cow born **9/1/2022 - 8/31/2023**
- Four year old cow born **9/1/2021 - 8/31/2022**
- Five year old cow born **9/1/2020 - 8/31/2021**
- Dry aged cow 5 years & over born before **9/1/2021**
- Aged cow born before **9/1/2020**
Senior Champion, female from the cow classes
Reserve Senior Champion, female from the cow classes
Grand & Reserved Grand Champion, female from the female champion classes.
Grand & Reserved Champion, Bred & Owned by Exhibitor, from the first place designated in the individual classes.
- Best udder of show, from the first place designated in the individual classes
- Dairy herd, four milking or dry cows all owned by the same exhibitor
- Three best females, all three females must be bred by exhibitor and at least one owned by the exhibitor.
- Produce of dam, two offspring, any age, from the same dam. May be owned by more than one exhibitor
- Dam & daughter, any cow & one of her female offspring, any age. May be owned by more than one exhibitor.

SHOWMANSHIP

PEE WEE SHOWMANSHIP CLASS

Any child under 4-H age is welcome to participate.

ADULT SHOWMANSHIP CLASS

Any person over 4-H age is welcome to participate.

PREMIUMS

DAIRY SLIDING SCALE (1) - INDIVIDUAL

No. shown in (top) & Class (side)

	1st	2nd	3rd	4th	5th	6th	7th	8th	9th	10th
10	\$30	\$27	\$25	\$22	\$20	\$17	\$16	\$15	\$13	\$10
9	\$28	\$26	\$23	\$21	\$18	\$17	\$16	\$15	\$13	
8	\$27	\$25	\$22	\$20	\$17	\$16	\$15	\$13		
7	\$27	\$25	\$22	\$20	\$17	\$16	\$13			
6	\$26	\$23	\$21	\$18	\$16	\$13				
5	\$26	\$23	\$21	\$18	\$16					
4	\$25	\$22	\$20	\$17						
3	\$25	\$22	\$20							
2	\$25	\$21								
1	\$25									

DAIRY SLIDING SCALE (2) - GROUPS

No. shown in (top) & Class (side)

	1st	2nd	3rd	4th	5th	6th	7th	8th
8	\$30	\$27	\$25	\$22	\$20	\$17	\$15	\$12
7	\$30	\$27	\$22	\$20	\$17	\$15	\$12	
6	\$25	\$22	\$20	\$17	\$15	\$12		
5	\$22	\$20	\$17	\$15	\$12			
4	\$20	\$17	\$15	\$12				
3	\$25	\$22	\$20					
2	\$17	\$15						
1	\$15							

AWARDS / ROSETTE

PREMIER EXHIBITOR AWARD

The exhibitor winning the most points on six or less animals

PREMIER BREEDER AWARDS

The breeder winning the most points on six or less animals

ROSETTES ONLY

Senior, Reserve Senior, Junior, Reserve Junior, Grand & Reserve Grand

RULES

- No bedding will be furnished.
- Due to limited space display/office space may not be available. The superintendent must be notified of display/office space requested by July 2nd.
- All dairy entries must be entered at the Fair Office in the correct class(es) by the deadline. Any animal(s) entered in an incorrect class will be allowed to show but will forfeit the premium. All registered or grade dairy animals will be allowed to show.
- No animals shall be shown in more than one section, except in classes for get of sire, produce of dam, herds, championship & special classes.
- Only first place winners can compete for championship prizes.
- Senior champions are animals over two years of age. Junior champions are animals under two years.

- G Animals ear tags and/or papers will be checked to assure animal(s) are entered in the correct class(es). Animal(s) birthdate must be provided on the registration paper and/or ear tag in order to show in all classes except for showmanship.
- H A 4-H animal MUST stay.
- I Entry forms need to list breed & individual animal you intend to show in each class.
- J The superintendent will check classes provided by the Fair Office.

- 17 Senior yearling heifer, **9-1-2025 thru 12-31-2025**
- 18 Two year old heifer, **1-1-2024 thru 8-31-2024**
- 19 Cow & offspring cow born before **9-1-2024**
Senior champion heifer
Reserve senior champion heifer
Grand champion heifer
Reserve Grand champion heifer
- 20 Senior get of sire - four animals, any age, both sexes represented
- 21 Junior get of sire - three animals, both sexes represented
Bulls from classes 1-3
Heifers from classes 18-20
- 22 Three bulls – any age, owned or co-owned by exhibitor
- 23 Two bulls – any age, bred & owned or co-owned by exhibitor.
- 24 Pair of yearlings, one bull & one heifer (bull from classes 6-9 & heifer from classes 13-17)
- 25 Two females.
- 26 Pair of calves, one bull & one heifer (bull from classes 1-3, Heifers from classes 10-12)
- 27 Breeder six head, bred & owned or co-owned by exhibitor, exhibited in individual classes.
Supreme Champion

DEPARTMENT 3

Beef

SUPERINTENDENT
Paula Halsey

ENTRY FEE
\$4.00 Per Head
\$2.00 Per Class

JUDGING

Entries close
June 15th

All livestock in place by
Sunday, July 26, 1:00 pm

Release time
Saturday, Aug. 1, 10:00 pm

Judging time
Monday 9:00 am

SECTIONS 1-10

PLEASE NOTE:

- Sections 1-10 apply to classes 1-27
- Italicized areas - Award only - no premiums

1 Angus	6 Limousin
2 Charolais	7 Maine Anjou
3 Chianina	8 Shorthorn
4 Commercial	9 Simmental
5 Hereford	10 ADB

CLASSES

- 1 Junior bull calves, **1-1-2026 thru 3-31-2026**
- 2 Late senior bull calves – **11-1-2025 thru 12-31-2025**
- 3 Early senior bull calves – **9-1-2025 thru 10-31-2025**
Bull calf champion
Reserve champion bull calf
- 4 Late summer yearling bulls, **7-1-2025 thru 8-31-2025**
- 5 Early summer yearling bulls, **5-1-2025 thru 6-30-2025**
- 6 Spring junior yearling bulls, **3-1-2025 thru 4-30-2025**
- 7 Early junior yearling bulls, **1-1-2025 thru 2-28-2025**
Junior champion bull,
Reserve champion junior bull
- 8 Senior yearling bull, **9-1-21 thru 12-31-2024**
- 9 Two year old bull, **1-1-21 thru 8-31-2024**
Senior champion bull
Reserve champion senior bull
Grand champion bull
Reserve Grand champion bull
- 10 Junior heifer calf, **1-1-2026 thru 3-31-2026**
- 11 Late senior heifer calf, **11-1-2025 thru 12-31-2025**
- 12 Early senior heifer calf, **9-1-2025 thru 10-31-2025**
Heifer calf champion
Reserve heifer calf champion
- 13 Late summer yearling heifer **7-1-2025 thru 8-31-2025**
- 14 Early summer yearling heifer, **5-1-2025 thru 6-30-2025**
- 15 Spring junior yearling heifer, **3-1-2025 thru 4-30-2025**
- 16 Early junior yearling heifer, **1-1-2025 thru 2-28-2025**
Junior champion heifer
Reserve junior champion heifer

PREMIUMS

BEEF SLIDING SCALE (3) - INDIVIDUAL

No. shown in (top) & Class (side)

	1st	2nd	3rd	4th	5th
10	\$30	\$27	\$25	\$22	\$20
9	\$28	\$26	\$23	\$21	\$18
8	\$27	\$25	\$22	\$20	\$17
7	\$27	\$25	\$22	\$20	\$17
6	\$26	\$23	\$21	\$18	\$16
5	\$26	\$23	\$21	\$18	\$16
4	\$25	\$22	\$20	\$17	
3	\$25	\$22	\$20		
2	\$25	\$21			
1	\$25				

BEEF SLIDING SCALE (4) - GROUP

No. shown in (top) & Class (side)

	1st	2nd	3rd	4th	5th
8	\$30	\$27	\$25	\$22	\$20
7	\$30	\$27	\$22	\$20	\$17
6	\$25	\$22	\$20	\$17	\$15
5	\$22	\$20	\$17	\$15	\$12
4	\$20	\$17	\$15	\$12	
3	\$25	\$22	\$20		
2	\$17	\$15			
1	\$15				

AWARDS / ROSETTE

AWARD

Supreme Champion
awarded by Paula Halsey

ROSETTE

Champion & Reserve
Champion

RULES

- A Animals must have breed registration papers or show as other breeds.
- B Can enter only two per class.
- C Judges determine Champion classes.
- D No Non-Lenawee County Fair banners in the beef barn.

DEPARTMENT 5

Sheep

SUPERINTENDENT

Matt Hensley
(517) 605-8792

ENTRY FEE

\$4.00 Per Head
\$2.00 Per Class

JUDGING

Entries close
June 15th

All livestock in place by
Sunday 1:00 pm

Release time
Saturday 10:00 pm
Out by Sunday, 8 am

Judging time
Friday 9:00 am

Open Class Sheep will be in the Ag Ed tent

Judging Order will be posted by the superintendent.

BREED WILL DIVIDE SENIOR & JUNIOR LAMB CLASSES AS FOLLOWS:

BORN BEFORE JANUARY 1st (SENIOR LAMB)

Columbia	Hampshire
Corriedale	Lincoln
Dorset	Rambouillet
Natural Colored	Suffolks
Tunis	Shetland
Commercial	

BORN AFTER FEBRUARY 15th (JUNIOR LAMB)

Cheviots	Romney
Cotswolds	Shropshire
Montadale	Southdown
Oxford	Wensleydale
Blue Face Leicester	

SECTIONS 1-21

PLEASE NOTE:

- Sections 1-21 apply to classes 1-15
- Italicized areas - Award only - No Premiums

1 Shetland	10 Dorsets
2 Suffolk	11 Hampshire
3 Commercial	12 Lincoln
4 Cheviots	13 Dorper
5 Natural Colored <i>long wool</i>	14 Rambouillet
6 Natural Colored <i>med. & fine wool</i>	15 Romney
7 Tunis	16 Shropshire
8 Columbia	17 Southdown
9 Corriedale	18 Wensleydale
	19 Blue Face Leicester
	20 Wether Type Breeding Sheep

CLASSES

- Ram, 1 year old
Pair of yearling rams
- Senior ram lamb
- Junior ram lamb
Pair of ram lambs
Champion ram
Reserve champion ram
Supreme champion ram
- Ewe, 1 year old

- Pair of yearling ewes
- Senior ewe lamb
- Junior ewe lamb
- Pair of ewe lambs
Champion ewe
Reserve champion ewe
Supreme champion ewe
- Pair of yearlings, ram & ewe
must be owned by exhibitor & each entered as an individual
- Pair of Lambs, ram & ewe
- Pen of four lambs
four animals, both sexes represented.
- Get of Sire
consist of 4 sheep any age of either sex all from one sire
- Flock
consist of one ram under 2 years old, two ewes 1 year old & two ewe lambs.
- Pen display
1st, 2nd & 3rd place ribbons

PREMIUMS

SHEEP SLIDING SCALES (5) INDIVIDUAL & GROUP

No. shown in (top) & Class (side)

	1st	2nd	3rd	4th	5th	6th
6	\$18	\$17	\$16	\$15	\$14	\$13
5	\$18	\$17	\$16	\$15	\$14	
4	\$17	\$16	\$15	\$14		
3	\$17	\$16	\$15			
2	\$16	\$15				
1	\$15					

AWARDS / ROSETTE

ROSETTE

Champion & Reserve
Champion

TROPHY

Supreme Champion Ram
Supreme Champion Ewe

RULES

- Exhibitor must show animal to receive premium.
- Only two entries per individual class & only one entry per group class.
- All sheep must be the bonafide property of the exhibitor at the time of making the entry.
- No animal shall be entered for more than one premium except in the group classes.
- The date for computing the age of sheep is September 1st.
- All sheep must be purebred & registers of the respective breeds as herein classified & bear the ear tags of the association in whose record of flock book they are registered.
- Natural Colored sheep judged by the National Colored Wool Growers Association (NCWGA) rules.
- No pens for sheep will be given out or changed except by order of the superintendent, & all pens & aisles MUST be kept clean.
- No champions will be awarded unless there is competition.
- All exhibitors' pens to be identified by signs.
- All sheep, regardless of breed, if being shown for exhibition purposes must have scrapie ID tags. The above is per USDA & MI Dept. of Agriculture. This includes ALL breeding sheep, all sheep over (18) months of age. Also included are lambs for breeding exhibition under (18) months of age.
- Tack stalls will be allotted if space allows.

SECTION 22: WOOL & FLEECE SHOW

CLASSES

- 1 Fine Wool – White (example breed: Merino)
- 2 Medium Wool – White (Ex Breeds – Down Breeds, Hampshire, Suffolk, Cheviot, Shropshire, Oxford, Dorset, Southdown, Corriedale, Jacob)
- 3 Long/Coarse Wool – Natural Color (Ex. Breeds – Romney, Lincoln, Cotswold, Blue-Face & Border Leicester, Wensleydale & Leister Long wool)
- 4 Long/Coarse Wool – White (Ex. Breeds Romney, Lincoln, Cotswold, Blue-Face & Border Leicester, Wensleydale & Leister Long Wool)
- 5 Classic – (Ex. Breeds – Shetland, Icelandic, Navajo Churro, Black Welsh)
- 6 Natural Color – (Ex. Breeds – Merino, Rambouillet, Hampshire, Suffolk, Cheviot, Shropshire, Oxford, Dorset, Southdown, Corriedale, Jacob)

PREMIUMS

1st	2nd	3rd	4th	5th
\$5.00	\$4.00	\$3.00	\$2.00	\$1.00

RULES

- A Entries \$1.00 per fleece. Limit two entries per class.
- B Fleece entries submitted Sunday July 19th, 9:00am – 1:00pm
- C Judging will follow the open class sheep show.
- D Fleeces will be displayed in the Open Class Sheep area for the duration of the fair. Fleeces will be released at 10:00pm the last Saturday of the fair.
- E Fleeces shall be displayed individually in clear plastic bags & should be skirted & free of excessive tags, foreign matter or badly damaged or discarded fiber. All fleeces should be labeled with breed, ram or ewe, & weight.
- F Judge of fleece show reserves the right to move fleeces into appropriate classes if so determined, disqualify fleeces, make awards to quality fleeces only and/or combine or close classes in case of insufficient numbers.

SPECIAL EVENT

Friday 1:00 - 3:00pm

Sheep to Shawl demonstration by local craftsmen
Demonstrations include sheep shearing, wool spinning, wool skirting and needle felting.



DEPARTMENT 7

Goats

SUPERINTENDENT

Tabitha Caplon
517-403-6973

ENTRY FEE

\$4.00 Per Head
\$2.00 Per Class

JUDGING

Entries close
June 15th

Judging Begins

Saturday 8:00 pm
Milking Class will show first

SECTIONS 1-8: DOE

PLEASE NOTE:

- Sections 1-8 apply to classes 1-11
- Italicized areas - Award only - no premiums

G Alpine	K Saanen
H LaMancha	L Toggenburg
I Nubian	M Recorded Grades
J Oberhasli	N Nigerian Dwarf

SENIOR DOE SHOW CLASSES

- 1 Yearling Milker
- 2 2 years
- 3 3 & 4 years
- 4 5 years & over
Grand Champion Sr. Doe
Reserve Grand Champion Sr. Doe
Best Sr. Doe in Show

JUNIOR DOE SHOW CLASSES

- 5 Jr. born after April 1, current year
- 6 Intermediate born March 1 to March 31, current year
- 7 Sr. born Jan. 1 to Feb. 28, current year
- 8 Yearlings - 12 months & under 24 mo. Never fresh
Grand Champion Jr. Doe
Reserve Champion Jr. Doe
Best Jr. Doe in Show

GROUP

- 9 Dam & Daughter
- 10 Produce of dam (2 Daughters)
- 11 Get of Sire (3 Daughters)

SECTIONS 12-18: BUCKS

PLEASE NOTE:

- Sections 9-15 apply to classes 1-5
- Italicized areas - Award only - no premiums

12 Alpine	16 Saanen
13 LaMancha	17 Toggenburg
14 Nubian	18 Nigerian Dwarf
15 Oberhasli	

OPEN BUCK SHOW CLASSES

- 1 Jr. born after April 1, current year
- 2 Sr. Born Jan 1 to March 31, current year
- 3 1 year
- 4 2 years
- 5 3 & over
Grand Champion Buck
Reserve Grand Champion Buck

SECTION 20: SHOWMANSHIP

- You do not need to be a member of ADGA to participate in the following classes. **Pre-registration is not needed, sign-up morning of show.** Base date for computing age of exhibitor is July 30th, current year. Showmanship classes will be conducted after group classes.

1	Pee-Wee (5-8 yrs)	Ribbon
2	Junior (9-12)	Ribbon
3	Intermediate (13-15)	Ribbon
4	Senior (16-19)	Ribbon
5	Adult (20 & over)	Ribbon

PREMIUMS

GOAT SLIDING SCALE (8)

No. shown in (top) & Class (side)

	1st	2nd	3rd	4th	5th	6th
6	\$18	\$17	\$16	\$15	\$14	\$13
5	\$18	\$17	\$16	\$15	\$14	
4	\$17	\$16	\$15	\$14		
3	\$17	\$16	\$15			
2	\$16	\$15				
1	\$15					

AWARDS

RIBBON

- Grand Champion:** *Sr. Doe, Jr. Doe, Bucks*
- Reserve Grand Champion:** *Sr. Doe, Jr. Doe, Bucks*
- Best in Show:** *Sr. Doe, Jr. Doe, Bucks*

RULES

- A** All goats must have legible official breed tattoos & official breed registration certificates at time of entry.
- B** All out-of-state goats must also have legible official breed tattoos & official breed registration certificates at time of entry. They shall be accompanied by an official interstate health certificate or an official interstate certificate of veterinary inspection issued by an accredited veterinarian from the state of origin. They shall meet the requirements found at www.michigan.gov/mda-exhibit or contact the fair office for a complete set.
- C** Exhibitor limited to 2 entries per class.
- D** All goats must be checked in before 8:00am, on show day.
- E** There will be no pre-show milkout.
- F** The base date for computing age of animals is day of show.
- G** Goats with clinical signs of infectious, contagious or toxicological disease will not be allowed to show & must be removed from the fairgrounds.
- H** No goats with horns will be allowed.
- I** **This is a trailer show.**
- J** Checks are payable to Lenawee County Fair. Send entry & check to **Lenawee County Fair, P.O. Box 792, Adrian, Michigan 49221, by June 15th. No late registrations will be accepted.**
- K** Lenawee County Agricultural Society collectively, jointly or individually is not responsible for accidents, theft or injury to property, person or to goats while on premises.
- L** Any exhibitor not acting in a responsible manner will be asked to leave the fairgrounds & will forfeit their right to show.

DEPARTMENT 11

Poultry

SUPERINTENDENT

Lucas Dickerson
(517) 366-9108

ENTRY FEE

\$1.00 Per Bird

JUDGING

Entries close
June 15th

Judging Begins
Sunday 11:00

Ducks and Geese will be judged first, followed by Poultry

SECTIONS 1 - 100: LARGE FOWL

SC: SINGLE COMB

- Barred Plymouth Rocks
- Buff Plymouth Rocks
- White Plymouth Rocks
- Silver Penciled Plymouth Rocks
- Partridge Plymouth Rocks
- Columbian Plymouth Rocks
- White Wyandotte
- Silver Laced Wyandotte
- Golden Laced Wyandotte
- Buff Wyandotte
- Partridge Wyandotte
- Silver Penciled Wyandotte
- Columbian Wyandotte
- S.C. Rhode Island Red
- R.C. Rhode Island Red
- Black Jersey Giant
- White Jersey Giant
- New Hampshire Red
- Light Brahmas
- Dark Brahmas
- Buff Brahmas
- Buff Cochin
- Partridge Cochin
- Black Cochin
- White Cochin
- Blue Cochin
- Black Langshan
- White Langshan
- S.C. White Leghorn
- R.C. White Leghorn
- S.C. Dark Brown Leghorn
- R.C. Light Brown Leghorn
- S.C. Buff Leghorn
- S.C. Black Leghorn
- S.C. Silver Leghorn
- S.C. Black Minorcas
- S.C. White Minorcas
- S.C. Buff Minorcas
- White Laced Black Spanish
- Blue Andalusian
- S.C. Anconas
- Buttercups
- Silver Spangled Hamburg
- Golden Spangled Hamburg
- Golden Penciled Hamburg
- Silver Penciled Hamburg
- Black Hamburg
- White Hamburg
- White Crested Black Polish

RC: ROSE COMB

- Bearded Golden Polish
- Bearded Silver Polish
- Bearded Buff Laced Polish
- Bearded White Polish
- Non-Bearded Golden Polish
- Non-Bearded Silver Polish
- Non-Bearded Buff Laced Polish
- Non-Bearded White Polish
- Silver Gray Dorking
- Buff Orpington
- Black Orpington
- White Orpington
- Black Australorps
- Dark Cornish
- Buff Cornish
- White Laced Red Cornish
- Speckled Sussex
- Mottled Houdan
- Crevecoeur
- Salmon Faverolles
- Frizzle
- Araucana
- Turkin
- Black Sumatra
- Lakenvelder
- Silver Campine
- Golden Campine
- Any Other Varieties
- White Cornish
- Black Breasted Red Modern Game
- Silver Duckwing Modern Game
- Birchen Modern Game
- Modern Game, AOV
- Black Breasted Red Old English
- Silver Duckwing Old English
- White Old English
- Black Old English
- Brown Red Old English
- Old English, AOV
- Plymouth Rock, AOV
- Wyandotte, AOV
- Brahmas, AOV
- Leghorns, AOV
- Polish, AOV
- Orpington, AOV
- Cornish, AOV

CLASSES

- | | |
|--------------------|-------------------------|
| 1 Cock over 1 year | 3 Cockerel under 1 year |
| 2 Hen over 1 year | 4 Pullet under 1 year |

SECTIONS 100 - 160: BANTAMS

PLEASE NOTE:

- Sections 100-160 Bantams, apply to classes 1-4 below.

SC SINGLE COMB		RC ROSE COMB	
100	Barred Plymouth Rock	130	Silver Duckwing Old English
101	White Plymouth Rock	131	White Cochin
102	Partridge Plymouth Rock	132	Partridge Cochin
103	Buff Plymouth Rock	133	Barred Cochin
104	Rocks A.O.V.	134	Red Cochin
105	White Wyandotte	135	Cochins A.O.V.
106	Black Wyandotte	136	S.C. White Leghorn
107	Partridge Wyandotte	137	S.C. Dark Brown Leghorn
108	Buff Wyandotte	138	S.C. Light Brown Leghorn
109	Silver Laced Wyandotte	139	Dark Cornish
110	Wyandott A.O.V.	140	White Cornish
111	Light Brahmas	141	White Laced Red Cornish
112	Dark Brahmas	142	Golden Sebright
113	Buff Brahmas	143	Silver Sebright
114	Black Cochin	144	Black Rose Comb
115	Buff Cochin	145	White Rose Comb
116	Black Tailed White Japanese	146	White Old English
117	Black Japanese	147	Black Old English
118	White Japanese	148	Old English A.O.V.
119	Japanese A.O.V.	149	S.C. Rhode Island Re
120	Mille Fleurs, Bearded	150	R.C. Rhode Island Re
121	Mille Fleurs, Non-Bearded	151	Silver Spangled Hamburg
122	Bearded White Silkies	152	Polish A.O.V.
123	Non-Bearded White Silkies	153	Quail Belgians
124	Silkies A.O.V.	154	Booted White
125	Black Breasted Red Modern Game	155	Sumatra
126	Silver Duckwing M.G.	156	Salmon Faverolle
127	Birchen Modern Game	157	Frizzle A.O.V.
128	Modern Game A.O.V.	158	Any Other Variety A.O.V.
129	Black Breasted Red Old English	159	Plymouth Rock, AOV
		160	Brahmas, AOV

Classes

- | | |
|--------------------|-------------------------|
| 1 Cock over 1 year | 3 Cockerel under 1 year |
| 2 Hen over 1 year | 4 Pullet under 1 year |

PREMIUMS

LARGE FOWL			BANTAMS		
1ST	2ND	3RD	1ST	2ND	3RD
\$2.00	\$1.50	\$1.25	\$2.00	\$1.50	\$1.00

AWARDS

ROSETTE	TROPHY
Champion Large Fowl	Grand Champion Poultry
Champion Bantam	

RULES

- The superintendent reserves the right to accept or reject all entries.
- All birds must be free from lice & disease.
- No person may enter more than 2 cocks, 2 hens, 2 cockerels or 2 pullets of a variety.
- All birds must be entered in the name of the bonafide owner. taken against loss by fire, disease or theft, but the fair association will not be responsible for loss of stock on exhibition at fair.
- Placing of awards, the latest standard of perfection will be the guide in judging all poultry by comparison.

- F** A cock or hen is an old bird hatched prior to current year.
G Exhibitors must have their own feed & water dishes.
H The exhibitors will be expected to handle their own poultry during the judging.

DEPARTMENT 11

Ducks & Geese

SUPERINTENDENT
Kathleen Campbell
 (517) 458-6662

ENTRY FEE
\$1.00 Per Bird

JUDGING
Entries close
 June 15th

Judging Begins
 Sunday 11:00

Ducks & geese will be judged first, followed by poultry

SECTIONS 200 - 235: DUCKS

PLEASE NOTE:

- Sections 200-227 Ducks, apply to classes 1-4.

200	Black Runner	218	Rouen
201	Black Swedish	219	Saxony
202	Blue Muscovy	220	Silver Appleyard
203	Buff	221	Swedish Blue
204	Buff Runner	222	White Aylesbury
205	Cayuga	223	White Call
206	Chocolate Runner	224	White Crested
207	Black Muscovy	225	White Indian Runner
208	Welsh Harlequin	226	White Muscovy
209	East India	227	White Pekin
210	Fawn & White Runner	228	Gray Runner
211	Gray Call	229	Pastel Runner
212	Khaki Campbell	230	AOV Runner
213	Magpie	231	Pastel Call
214	Mallard	232	Snowy Call
215	Other Standard Breed	233	AOV Call
216	Pastel Mallard	234	Chocolate Muscovy
217	Penciled Runner	235	AOV Muscovy

Classes

- | | |
|-------------------------|----------------------------|
| 1 Old Drake over 1 year | 3 Young Drake under 1 year |
| 2 Old Duck over 1 year | 4 Young Duck under 1 year |

SECTIONS 240 - 253: GEESE

PLEASE NOTE:

- Sections 240-253 Geese, apply to classes 1-4.

200	Brown African	218	Pilgrim
201	Brown China	219	Pomeranian
202	Bufs	220	Sebastopol
203	Tufted Roman	221	Gray Toulouse
204	Egyptian	222	White China
205	Embden	223	Buff Toulouse
206	Other Standard Breed	224	African AOV

Classes

- | | |
|--------------------------|-----------------------------|
| 1 Old Goose over 1 year | 3 Young Goose under 1 year |
| 2 Old Gander over 1 year | 4 Young Gander under 1 year |

PREMIUMS

DUCKS			GEESE		
1ST	2ND	3RD	1ST	2ND	3RD
\$1.75	\$1.25	\$1.00	\$2.50	\$1.75	\$1.50

AWARDS

ROSETTE	TROPHY
Best Duck Best Goose	Waterfowl

RULES

- A All ducks & geese must have leg bands.
- B The superintendent reserves the right to accept or reject all entries.
- C All birds must be free from lice & disease.
- D All birds must be entered in the name of the bonafide owner.
- E Every effort will be made to keep the building in a sanitary condition & every precaution will be taken against loss by fire, disease or theft, but the fair association will not be responsible for loss of stock during exhibition at fair.
- F Placing of awards: the latest standard of perfection will be the guide in judging all birds by comparison.
- G The exhibitors will be expected to handle their own bird during the judging.

DEPARTMENT 17

Haflinger

All Livestock in Place
By Sunday,
1:00 pm

ENTRY FEE
\$30.00 Per Head
\$4.00 Per Class

JUDGING
Entries close
June 15th

Judging will take place in
the Dairy Arena on
Monday
Halter at 11:00 am
Hitch at 3:00 pm

PLEASE NOTE: LIMITED SPACE FOR PARKING & STALL

SECTIONS 1-2

PLEASE NOTE:

- *Italicized areas - Award only - No Premiums*

- | | |
|--|---|
| 1 Registered Haflinger
<i>Class 1-11, 14-18</i> | 2 Grade Haflinger
<i>Class 12 & 13</i> |
|--|---|

CLASSES

- | | |
|--|---|
| 1 Stallion, 2 years & over | 10 Haflinger Gelding -
3 & 4 year olds |
| 2 Stallion, 1 year | 11 Haflinger Gelding -
2 & under
<i>Grand Champion Gelding
Reserve Champion Gelding</i> |
| 3 Stallion, Foal
<i>Grand Champion Stallion
Reserve Champion Stallion</i> | 12 Grade Haflinger -
5 years & older |
| 4 Mare, 4 years & over | 13 Grade Haflinger -
4 years & under
<i>Grand Champion Grade
Haflinger
Reserve Champion Grade
Haflinger
Best of Show Registered</i> |
| 5 Mare 3 years | |
| 6 Mare 2 years | |
| 7 Mare, 1 year | |
| 8 Filly Foal
<i>Grand Champion Sr. Mare
Reserve Champion Sr. Mare
Grand Champion Jr. Mare
Reserve Champion Jr. Mare</i> | |
| 9 Haflinger Gelding -
5 years & older | |

GROUPS

- 14 Mare & Foal each to count 50%.
- 15 Produce of Dam - Two animals, any age, either sex.
- 16 Get of Sire - three animals, any age, either sex.
- 17 Three animals - any age, either sex, owned by exhibitor
- 18 Best matched pair at halter - 2 years & over

PREMIUMS

CLASSES 1-18 OF SECTIONS 1 & 2

1ST	2ND	3RD	4TH	
\$40	\$35	\$30	\$25	

AWARDS

ROSETTES

Grand Champion, Champion, Reserve
Champion, Senior Champion & Junior Champion

RULES

- A All doors & gates must be securely fastened during Fair Week.
- B All horses must be in place by Sunday 1:00 pm & can leave after 10:00 pm Tuesday, all animals must be out by Wednesday 10:00 am
- C All exhibitors are required to submit a copy of a negative coggins test, taken within the last 12 months, for all animals entered. Test results must be submitted with registration.
- D 4-H Horses must stay all week.

SECTIONS 3-4

PLEASE NOTE:

- Section 3 applies to classes 1-10
- Section 4 applies to classes 1-4, 6-9 (grade hitch)

- | | |
|---|---------------|
| 3 Haflinger Hitches
<i>(1,2,3, or 4 horse hitch)</i> | 4 Grade Hitch |
|---|---------------|

CLASSES 1-4

- E Cart (1 horse - men only)
- F Cart (1 horse - Women only)
- G Cart (1 horse - youth 16 years & under only)
- H Jack Benny Cart (1 Horse, man or woman, 60 yrs. & over)

PREMIUMS

1ST	2ND	3RD	4TH	5TH	6TH	7TH
\$50	\$36	\$27	\$16	\$11	\$5	\$5

CLASSES 5

- I Tandem Hitch - Registered

PREMIUMS

1ST	2ND	3RD	4TH	5TH	6TH	7TH
\$95	\$72	\$63	\$50	\$45	\$33	\$20

CLASSES 6-7

- J Team (2 horses - Men)
- K 7 Team (2 horses - Ladies to Drive)

PREMIUMS

1ST	2ND	3RD	4TH	5TH	6TH	7TH
\$95	\$72	\$63	\$50	\$45	\$33	\$22

CLASSES 8

- L Unicorn (3 horses)

PREMIUMS

1ST	2ND	3RD	4TH	5TH
\$124	\$95	\$72	\$63	\$50

CLASSES 9

M Two Teams (4 horses)

PREMIUMS

1ST	2ND	3RD	4TH	5TH
\$144	\$124	\$95	\$81	\$79

SCORING FOR ALL HITCH CLASSES

- 20% Quality & uniformity of color & size of team
- 20% Neatness & cleanliness of wagon, driver & equipment
- 60% Manners & performance of team & ability of driver

RULES

- A All participating drivers, ladies & gentlemen, in all classes are to appear in Dress coat & hat.

DEPARTMENT 17

Draft Horses

SUPERINTENDENT

Londa Pickles
517-206-4385

ENTRY FEE

\$20.00 Per Head
\$4.00 Per Class

JUDGING

Entries close
June 15th

Judging will take place in
the Dairy Arena on
Friday
Halter at 10:00 am
Hitch at 5:00 pm

SECTIONS 10-12

PLEASE NOTE:

- Sections 10-12 apply to classes 1-18
- Italicized areas - Award only - No Premiums*

10 Belgians 11 Percherons 12 Clydesdales

CLASSES

1 Stallion, 4 years & over	11 <i>Senior Champion Mare</i>
2 Stallion, 3 years	<i>Reserve Senior</i>
3 <i>Senior Champion Stallion</i>	<i>Champion Mare</i>
<i>Reserve Senior</i>	12 Mare, 2 years
<i>Champion Stallion</i>	13 Mare, 1 year
4 Stallion, 2 years	14 Filly Foal
5 Stallion, 1 year	15 <i>Junior Champion Mare</i>
6 Stallion, Foal	<i>Reserve Junior</i>
7 <i>Junior Champion Stallion</i>	<i>Champion Mare</i>
<i>Reserve Junior</i>	<i>Grand Champion Mare</i>
<i>Champion Stallion</i>	<i>Reserve Champion Mare</i>
<i>Grand Champion Stallion</i>	16 Geldings, 4 years & over
<i>Reserve Champion</i>	17 Geldings, 3 years & under
<i>Stallion</i>	18 <i>Grand Champion Gelding</i>
8 Mare, 5 years & over	<i>Reserve Champion</i>
9 Mare, 4 years	<i>Gelding</i>
10 Mare, 3 years	

GROUPS

- 19 Mare & Foal - each to count 50 percent
- 20 Produce of Dam - two animals, any age, either sex
- 21 Get of sire - three animals, any age, either sex
- 22 Three animals - Any age, either sex, owned by exhibitor
- 23 Matched pair of mares at halter - 2 years & over

SECTION 13: ALL BREEDS

Best of Show - Registered Draft Horses Only

Showmanship

PREMIUMS: CLASSES 1-18 OF SECTIONS 10-12

1ST	2ND	3RD	4TH
\$40	\$35	\$30	\$25

AWARDS

ROSETTE

Grand & Reserve Champion, Champion, Senior & Junior Champion, Grand & Reserve Champion Gelding, Showmanship, Best of Show (Registered Draft Horses ONLY)

RULES

- A All doors & gates must be securely fastened during Fair Week to Saturday 7:30pm
- B All exhibitors are required to submit a copy of a negative coggins test, taken within the last 12 months, for all animals entered. Test results must be submitted with registration..

SECTIONS 14: HITCHES

SCORING FOR ALL HITCH CLASSES

- 20% Quality & uniformity of color & size of team
- 20% Neatness & cleanliness of wagon, driver & equipment
- 60% Manners & performance of team & ability of driver

PLEASE NOTE:

- Section 14 applies to classes 1-9
- Section 4 applies to classes 1-4, 6-9 (grade hitch)

CLASSES 1-3

- 1 Cart (1 horse - men only)
- 2 Cart (1 horse - Women only)
- 3 Cart (1 horse - youth 16 years & under only)

PREMIUMS

1ST	2ND	3RD	4TH	5TH	6TH	7TH
\$50	\$36	\$27	\$16	\$11	\$5	\$5

CLASSES 4-5

- 4 Team (2 horses)
- 5 Team (2 horses - women to drive)

PREMIUMS

1ST	2ND	3RD	4TH	5TH	6TH	7TH
\$95	\$72	\$63	\$50	\$45	\$33	\$20

CLASSES 6

- 6 Tandem Hitch

PREMIUMS

1ST	2ND	3RD	4TH	5TH	6TH	7TH
\$95	\$72	\$63	\$50	\$45	\$33	\$22

CLASSES 7

- 7 Unicorn (3 horses)

PREMIUMS

1ST	2ND	3RD	4TH	5TH
\$124	\$95	\$72	\$63	\$50

CLASSES 8

- 8 Team (4 horses)

PREMIUMS

1ST	2ND	3RD	4TH	5TH
\$144	\$124	\$95	\$81	\$79

CLASSES 9

- 9 6 Horse

PREMIUMS

1ST	2ND	3RD	4TH	5TH
\$268	\$219	\$167	\$144	\$129

RULES

- A All participating drivers, ladies & gentlemen, in all classes are to appear in dress coat & hat.

Mail to: Lenawee County Fair
P.O. Box 792
Adrian, MI 49221
263-3007

Livestock Entry Form Only

Entry Deadline is June 15

OFFICE USE ONLY

Exhibitor #	
# of Entry Forms	Pages
Ck #	Cash
Tickets M-R	Initials

Please Print of Type (Entry will not be accepted if not legible or completely filled out)

New Exhibitor _____ Returning Exhibitor _____ Address Change Yes/No

NAME _____

ADDRESS _____ EMAIL _____

CITY, STATE, ZIP _____ PHONE _____

DEPT.	ANIMAL	(PER) HEAD	(PER) CLASS	DEPT	ANIMAL	(PER) HEAD	(PER) CLASS
1 & 3	Cattle	\$4.00	\$2.00	11	Ducks /Geese	1.00	
5	Sheep	\$4.00	\$2.00	11	Poultry	1.00	
17	Halfinger	\$30.00	\$4.00	7	Goats	\$4.00	\$2.00
17	Draft Horses	\$20.00	\$4.00				

DIRECTIONS: Entries improperly entered will not be accepted or corrected by office staff. When listing exhibits, group together each separate department.

Dept.	Sec.	Class	Class Description	Entry Fees	
				Head	Class
				\$	\$
Subtotal				\$	\$
Head Total				\$	
Class Total				\$	
Mandatory Week Pass \$30.00				\$	
Camping \$250 for Week				\$	
Draft / Halfinger - \$125 for 1/2 Week				\$	
TOTAL				\$	

Full week campers are required to purchase 2 weekly passes, 1/2 week campers must purchase 1.

Camper Length _____

Entry fees must be paid when entering. MAKE CHECKS PAYABLE TO: Lenawee County Fair
NO REFUNDS OR EXCHANGES NO EXCEPTIONS

MANDATORY FOR ALL LIVESTOCK EXHIBITORS; I have read, understand, agree and consent to abide by the rules stated in this premium book.

Signature: _____ Date: _____
Guardian or Parent of the above Signatory _____ Date: _____

Mail to: Lenawee County Fair
P.O. Box 792
Adrian, MI 49221
263-3007

Livestock Entry Form Only

Entry Deadline is June 15

OFFICE USE ONLY

Exhibitor #	
# of Entry Forms	Pages
Ck #	Cash
Tickets M-R	Initials

Please Print of Type (Entry will not be accepted if not legible or completely filled out)

New Exhibitor _____ Returning Exhibitor _____ Address Change Yes/No

NAME _____

ADDRESS _____ EMAIL _____

CITY, STATE, ZIP _____ PHONE _____

DEPT.	ANIMAL	(PER) HEAD	(PER) CLASS	DEPT	ANIMAL	(PER) HEAD	(PER) CLASS
1 & 3	Cattle	\$4.00	\$2.00	11	Ducks /Geese	1.00	
5	Sheep	\$4.00	\$2.00	11	Poultry	1.00	
17	Halflinger	\$30.00	\$4.00	7	Goats	\$4.00	\$2.00
17	Draft Horses	\$20.00	\$4.00				

DIRECTIONS: Entries improperly entered will not be accepted or corrected by office staff. When listing exhibits, group together each separate department.

Dept.	Sec.	Class	Class Description	Entry Fees	
				Head	Class
				\$	\$
			Subtotal	\$	\$
			Head Total	\$	
			Class Total	\$	
			Mandatory Week Pass \$30.00	\$	
			Camping \$250 for Week	\$	
			Draft / Haflinger - \$125 for 1/2 Week	\$	
			TOTAL	\$	

Full week campers are required to purchase 2 weekly passes, 1/2 week campers must purchase 1.

Camper Length _____

Entry fees must be paid when entering. MAKE CHECKS PAYABLE TO: Lenawee County Fair
NO REFUNDS OR EXCHANGES NO EXCEPTIONS

MANDATORY FOR ALL LIVESTOCK EXHIBITORS; I have read, understand, agree and consent to abide by the rules stated in this premium book.

Signature: _____ Date: _____

Guardian or Parent of the above Signatory _____ Date: _____

Static Exhibits Open Class



Rules & Regulations

THE FOLLOWING INFORMATION IS IMPORTANT TO ALL OPEN CLASS STATIC EXHIBITORS.

GENERAL RULES

- A** Entries close July 1st. Entry forms must be received in the fair office on or before July 1st for exhibitors to be able to bring static exhibits to the fair. No change in entries will be accepted after July 1st deadline. (If July 1st falls on a weekend, entries will be accepted at the Fair Office until the following Monday.)
- B** Important Date and Times. Photography and Fine Arts must be brought in to the fair between 3 p.m. and 6 p.m. on the Friday before the fair.
- C** Important Date and Times: All other static exhibits are to be brought in between 10:00 a.m. to 1:00 p.m. on the Saturday before the fair.
- D** Pick up your entry tags at Fair Office July 15 - 17 or July 18 (3-6pm) and July 25 (10am-1pm) in the area between the Congress Building and Home EC building (signage will point you to location).
- E** Exhibits and Ribbons will be released on Sunday after the fair at 1-2:30 p.m. Must bring claim ticket to project release. Awards and premiums will be forfeited if items are removed early. The Fair is not responsible for items left after 2:30 pm on Sunday.
- F** All entry forms must be completely filled out legibly, or they will not be accepted.
- G** Limit ONE entry per class. Same item cannot be entered in more than one class.
- H** Youth cannot show a copy or duplicate item in both Open Class and 4-H. Any 4-H'ers exhibiting in Open Class must fill out an Open Class Entry Form. Entry forms can be obtained at fair office.
- I** Superintendent reserves the right to refuse any entry. Entries will be limited to space available.
- J** Decisions of the Judges are final, not all places awarded.
- K** Lenawee County Agricultural Society collectively, jointly or individually are not responsible for accidents, theft or injury to property and persons while on premises, but every precaution will be taken to protect exhibits.
- L** Articles receiving 1st place at a previous Lenawee County Fair are not eligible for competition. *This should not include consumable items such as vegetables, road side displays, baked goods, etc.*
- M** Only properly entered items qualify for judging.
- N** See specific rules under each department.
- O** The Lenawee County Fair is a family oriented event. No violent, risqué or nude material permitted.

ENTRY FEES

Entry Fee	\$5.00 gate pass
1-10 entries	\$5.00
11-20 entries	\$10.00
21-30 entries	\$15.00
Additional entries	\$.50 each

ENTRY FEES MUST BE PAID WHEN ENTERING.

MAKE CHECKS PAYABLE TO: LENAWEE COUNTY FAIR

NO REFUNDS, EXCHANGES, OR EXCEPTIONS

HOME ARTS DEPARTMENT

Needlework

SUPERINTENDENT
Nancy Beaubien
(517) 306-3588

PROJECT CHECK IN
Saturday, July 25, 2026
10 am - 1 pm

ASSISTANT SUPERINTENDENT
Amy Cottrill

PROJECTS RELEASED
Sunday, August 2, 2026
1 - 2:30 pm

DEPARTMENT:
40A – ADULT

40Y - YOUTH
(17 & UNDER)

RULES

- A** Entry tags must be securely attached to the items with safety pin.
- B** Special attention will be given to cleanliness & neatness.
- C** Entries not complying to above will not be placed on display.
- D** All items are to be made & completed in the past two years

PREMIUMS FOR ALL SECTIONS

1ST	2ND	3RD
\$5	\$4	\$3

SECTION 1: HAND KNITTED ITEMS

(OTHER THAN CLOTHING) CLASSES

- | | |
|-----------------------|--------------------|
| 1 Afghans, full size | holders, pair |
| 2 Afghan, infants | 4 Wash cloth, pair |
| 3 Hot pads or hot pad | 5 Other |

SECTION 2: HAND KNITTED CLOTHING

CLASSES

- | | |
|------------------------------|------------------------------------|
| 1 Sweater, adult | 7 Bonnet, infant or child |
| 2 Bed socks or slippers | 8 Booties/Mittens, infant or child |
| 3 Cap or hat | 9 Sweater, infant or child |
| 4 Scarves | 10 Infant or child set |
| 5 Mittens, gloves | 11 Other, infant or child |
| 6 Other, adult clothing item | |

SECTION 3: HAND CROCHETED CLOTHING

CLASSES

- | | |
|------------------------------|---|
| 1 Sweater | 8 Booties/Mittens, infant or child |
| 2 Bed socks or slippers | 9 Sweater, infant or child |
| 3 Cap or hat | 10 Infant or child set |
| 4 Scarves | 11 Other, infant or child clothing, single item |
| 5 Mittens, gloves | |
| 6 Other, adult clothing item | |
| 7 Bonnet, infant or child | |

SECTION 4: HAND CROCHETED ITEMS

(OTHER THAN CLOTHING)

CLASSES

- | | |
|--|------------------------------------|
| 1 Afghan, Afghan, aran | 14 Doll clothes |
| 2 Afghan, granny | 15 Crochet trim / on any item |
| 3 Afghan, granny variation | 16 Hot pad or pot holder, pair |
| 4 Afghan, ripple | 17 Wash cloth, pair |
| 5 Afghan, broomstick lace | 18 Doily (12" & over) solid |
| 6 Afghan, shell | 19 Doily (12" & over) trim |
| 7 Afghan, double crochet | 20 Doily (under 12") solid |
| 8 Afghan, single crochet | 21 Doily (under 12") trim |
| 9 Afghan, infant | 22 Buffet, dresser or table runner |
| 10 Rug or mat | 23 Other |
| 11 Children toy or doll, all crocheted | 24 Afghan, Other |
| 12 Animal, no dolls | |
| 13 Loom & Woven Items | |

SECTION 5: LOOM WOVEN ITEMS

CLASSES

- | | |
|------------|--------------|
| 1 Afghan | 3 Rug or Mat |
| 2 Placemat | 4 Other |

SECTION 6: HAND EMBROIDERY

CLASSES

- | | |
|-----------------------|-----------------------------------|
| 1 Quilt | 6 Buffet, dresser or table runner |
| 2 Pillow | 7 Candle wicking |
| 3 Pillow cases (pair) | 8 Other |
| 4 Picture | |
| 5 Doilies | |

SECTION 7: CROSS STITCH, STAMPED PATTERN

CLASSES

- | | |
|-----------------------|-----------------------------------|
| 1 Quilt | 6 Buffet, dresser or table runner |
| 2 Pillow | 7 Clothing Item |
| 3 Pillow cases (pair) | 8 Other |
| 4 Picture | |
| 5 Doilies | |

SECTION 8: COUNTED CROSS STITCH

CLASSES

- | | |
|-----------------------|-----------------------------------|
| 1 Quilt | 6 Buffet, dresser or table runner |
| 2 Pillow | 7 Clothing Item |
| 3 Pillow cases (pair) | 8 Placemats, Set of 2 |
| 4 Picture | 9 Napkins, Set of 2 |
| 5 Doilies | |

SECTION 9: HAND CREWEL EMBROIDERY

CLASSES

- | | |
|-----------|---------|
| 1 Picture | 2 Other |
|-----------|---------|

SECTION 10: CANVAS WORK

CLASSES

- | | |
|----------------------------|-----------------|
| 1 Pillow, latch hook | 4 Pillow, other |
| 2 Wall hanging, latch hook | 5 Picture |
| 3 Rug or mat, latch hook | 6 Other |

SECTION 11: PLASTIC CANVAS

CLASSES

- | | |
|----------------|--------------|
| 1 Coasters | 3 Tissue Box |
| 2 Bag or Purse | 4 Other |

SECTION 12: MISCELLANEOUS

CLASSES

- 1 Machine embroidery, any item
- 2 Machine knitting, any item
- 3 Huck / Swedish woven, any item
- 4 Traditional rug hooking, any item
- 5 Felting, any item - made & felted by exhibitor
- 6 Needle-felted embellishment, any item - commercial textile accepted
- 7 Any Needlepoint Item

HOME ARTS DEPARTMENT

Sewing

DEPARTMENT:

41A - ADULT

41Y - YOUTH
(17 & UNDER)

RULES

- A Entry tags must be securely attached to the items with safety pin.
- B Special attention will be given to cleanliness & neatness. Entries not complying to above will not be placed on display.
- C All items are to be made & completed in the past two years.

PREMIUMS FOR ALL SECTIONS

1ST	2ND	3RD
\$5	\$4	\$3

SECTION 1: CLOTHING MADE FROM ANY MATERIAL

(MACHINE SEWN)

CLASSES

- | | |
|-------------------------|-----------------|
| 1 Suit, 2 or more items | 7 Blouse, skirt |
| 2 Formal dress | 8 Nightwear |
| 3 Casual dress | 9 Slacks |
| 4 Coat or jacket | 10 Robe |
| 5 Vest | 11 Apron |
| 6 Skirt | 12 Other |

SECTION 2: INFANT OR CHILDREN WEAR

(MACHINE SEWN)

CLASSES

- | | |
|---------|-------------|
| 1 Coat | 6 Nightwear |
| 2 Dress | 7 Vest |
| 3 Skirt | 8 Costume |
| 4 Pants | 9 Other |
| 5 Shirt | |

SECTION 3: FLEECE

(MACHINE SEWN)

CLASSES

- | | |
|-------------|--------------|
| 1 Robe | 5 Blanket |
| 2 Nightwear | 6 Hat or cap |
| 3 Slippers | 7 Other |
| 4 Pillow | |

SECTION 4: QUILTING

(HAND PIECED & HAND QUILTED)

- The family of Wanza Elliott are sponsoring a monetary award in their mother's name for a unique crafted quilt.

CLASSES

- | | |
|-----------------------------|--|
| 1 Quilt - pieced, patchwork | 5 Comforter, hand tied |
| 2 Quilt - appliqué | 6 Pieced quilt top: top only, no batting, binding etc. |
| 3 Baby quilt | 7 Quilt - other |
| 4 Lap quilt | 8 Yo-yo item—Quilt, Pillow, etc. |

RULES

- A The entire quilt must be hand sewn. No machine sewing on it.

SECTION 5: QUILTS

(MACHINE MADE)

CLASSES

- | | |
|-----------------------------|--|
| 1 Quilt - pieced, patchwork | 5 Comforter, hand tied |
| 2 Quilt - appliqué | 6 Pieced quilt top: top only, no batting, binding etc. |
| 3 Baby quilt | 7 Quilt - other |
| 4 Lap quilt | |

RULES

- A The quilt is made by machine, whole or in part.

SECTION 6: PILLOWS & WALL HANGINGS

CLASSES

- | | |
|-----------------------------------|--|
| 1 Pillow - appliqué, by hand | 7 Wall Hanging, appliqué, machine sewn |
| 2 Pillow - appliqué, machine sewn | 8 Wall Hanging, quilted, by hand |
| 3 Pillow - quilted, by hand | 9 by hand |
| 4 Pillow - quilted, machine sewn | 10 Wall Hanging, quilted, machine sewn |
| 5 machine sewn | 11 Pillow - Other |
| 6 Wall Hanging, appliqué, by hand | 12 Wall hanging – Other |

SECTION 7: CHENILLING

CLASSES

- | | |
|-----------|-------------------------|
| 1 Blanket | 3 Rug |
| 2 Bag | 4 Another chenille item |

SECTION 8: MISCELLANEOUS

CLASSES

- | | |
|--|--|
| 1 Stuffed animal | 7 Other item from recycled material, tell where recycled from. |
| 2 Rag doll | 8 Placemats, set of 4 |
| 3 Dressed doll, 16" high or less | 9 Napkin, set of 4 |
| 4 Dressed doll, 17" high or more | 10 Hot pads or holders, pair |
| 5 Handmade dressed doll, clothes & doll sewn | 11 Bag |
| 6 Garment from recycled material, tell where recycled from | 12 Tree skirt |
| | 13 Other |

HOME ARTS DEPARTMENT

Handspun

DEPARTMENT:

42A - ADULT

42Y - YOUTH
(17 & UNDER)

RULES

- A Entry tags must be securely attached to the items.
 B Special attention will be given to cleanliness & neatness. Entries not complying to above will not be placed on display.
 C All items are to be made & completed in the past two years
 D Every precaution will be taken to protect your exhibits.
 E Lenawee County Fair will not assume responsibilities for loss or damage to exhibit.

SECTION 1: SKEINS

CLASSES

- | | |
|----------|-------------------|
| 1 Wool | 4 Silk |
| 2 Flax | 5 Mixed |
| 3 Cotton | 6 Any other skein |

SECTION 2: CRAFTED ITEMS

CLASSES

- | | |
|---------------------------------|----------|
| 1 Sweater, vest, jacket or coat | 5 Afghan |
| 2 Cape or shawl | 6 Pillow |
| 3 Hat, mittens or scarf | 7 Other |
| 4 Household items | |

RULES

- A All items to be hand knitted or hand crocheted.
- B Must be made from yarn handspun by exhibitor.
- C Items must be finished & ready to use.

SECTION 3: WOVEN ITEMS

CLASSES

- | | |
|----------------------|---------------------|
| 1 Personal garment | 5 Afghan or blanket |
| 2 Personal accessory | 6 Pillow |
| 3 Household item | 7 Other |
| 4 Decorative item | |

RULES

- A Must be made from at least 59% yarn handspun by exhibitor.
- B Items must be finished & ready to use.

CULINARY ARTS DEPARTMENT

Baked Goods

SUPERINTENDENT

Kyna Pearce

kynamom36@gmail.com

Project Check-In

Saturday, July 25, 2026
10 am - 1 pm

Projects Released

Sunday, August 2, 2026
1 - 2:30 pm

43A - ADULT

RULES

- A Articles must be made from scratch by exhibitor, except for Section 2, otherwise NO COMMERCIAL MIXES, FROSTINGS OR CRUSTS.
- B Only bring a portion of the food item to be judged.
- C Item must be displayed on plain white disposable 6" plate & covered with a clear plastic bag (no twist ties). Attach entry tag to the outside.

SECTION 1: CAKES

- 1 Cakes (1/6 cake on a 6" plate)

CLASSES

- | | |
|---|---------------------------------|
| 1 Any flavor cake, identify flavor on tag | 3 Gluten Free Cake – any flavor |
| 2 Diabetic (sugar free) Cake – any flavor | |

*More than one entry per person, per class accepted.

PREMIUMS

1ST	2ND	3RD
\$4.50	\$2.50	\$2.25

SECTION 2: CAKE DECORATING

CLASSES

- 1 Special decorated cake (amateur)
- 2 Special decorated cake (professional) – Ribbon Only

PREMIUMS

1ST	2ND	3RD
\$8.75	\$7.50	\$6.25

RULES

- A Real or Dummy Cake accepted
- B Only decorating will be judged.
- C Professional defined as one who decorates for profit on a regular basis – **Ribbon Only**

SECTION 3: COOKIES & DOUGHNUTS

(Two (2) cookies to be brought in - one for tasting, one for display)

CLASSES

- | | |
|--|---|
| 1 Any flavor of cookie, identify or tag | 5 Decorated quart jar of cookies (6-10 cookies) |
| 2 Brownies or specialty bar cookies | 6 Diabetic (sugar free) cookie – any flavor |
| 3 Unbaked, dropped cereal cookie or no-bake cookie | 7 Gluten Free cookie – any flavor |
| 4 Doughnuts | |

*More than one entry per person, per class accepted.

PREMIUMS

1ST	2ND	3RD
\$3.25	\$2.50	\$2.25

SECTION 4: BREAD & ROLLS

(1/2 loaf or 2 Rolls)

CLASSES

- 1 Any flavor yeast bread (including machine bread)
- 2 Dinner Rolls (any flavor)
- 3 Cinnamon, Pecan, etc. Rolls (made with yeast)
- 4 Coffee Cake, Tea Rings made with yeast
- 5 Soft Pretzels
- 6 Nut or Quick Breads (any flavor)
- 7 Muffins (any flavor)
- 8 Corn Bread
- 9 Biscuits
- 10 Fruit Strudel / Cobbler

PREMIUMS

1ST	2ND	3RD
\$3.25	\$2.50	\$2.25

SECTION 5: PIES

(1/6 PIE ON 6" PLATE)

CLASSES

- | | |
|--|--|
| 1 Any flavor of pie (no cream pies or pies that require refrigeration) | 2 Diabetic (sugar free) Pie - any flavor |
| | 3 Gluten Free Pie – any flavor |

PREMIUMS

1ST	2ND	3RD
\$3.25	\$2.50	\$2.25

RULES

- A No commercial crusts or fillings.

SECTION 6: CANDY

(2 PIECES)

CLASSES

- | | |
|------------------------|---|
| 1 Fudge, chocolate | 7 Dipped chocolates |
| 2 Fudge, peanut butter | 8 Popcorn balls |
| 3 Peanut Brittle | 9 Candy decorating display, 4-6 pcs. On 8"x8" covered cardboard |
| 4 Buckeyes | 10 Any other (identify on tag) |
| 5 Toffee, caramels | |
| 6 Molded chocolates | |

PREMIUMS

1ST	2ND	3RD
\$4.50	\$2.50	\$2.25

SECTION 7: DESSERT

CLASSES

- | | |
|----------------|-------------------|
| 1 Cake Dessert | 2 Cookie creation |
|----------------|-------------------|

PREMIUMS

1ST	2ND	3RD
\$3.25	\$2.50	\$2.25

RULES

- A Create a dessert or cookie creation using a commercial mix as the base. Must be baked, no refrigerated creation.

CULINARY ARTS DEPARTMENT

Baked Goods

43Y - YOUTH (17 & Under)

RULES

- A Articles must be made from scratch by exhibitor. No commercial mixes, frostings or crusts except Section 11.
- B No 4-H entries.
- C Only bring a portion of the food item to be judged.
- D Item must be displayed on a plain white 6" disposable plate & covered with a clear resealable plastic bag (No twist ties). Attach entry tag to the outside.

SECTION 8: CAKES, CAKE DECORATING & PIES

(2 PIECES)

CLASSES

- | | |
|---|---|
| 1 Cake squares, 2 frosted | 4 Decorated cake – only decorations judged |
| 2 Cupcakes, 2 frosted | 5 Decorated cake pops |
| 3 Cupcakes, decorated – only decorations judged | 6 Pie (1/6 pie on 6" plate – no cream pies) |

PREMIUMS

1ST	2ND	3RD
\$4.50	\$2.50	\$2.25

SECTION 9: COOKIES & CANDY

(DISPLAY OF 2 ON 6" PLATE)

CLASSES

- | | |
|---|--|
| 1 Sugar cookies, 2 | 7 Fudge candy, 2 |
| 2 Oatmeal cookies, 2 | 8 Taffy candy, 2 |
| 3 Chocolate Chip cookies, 2 | 9 Any other candy, identify on tag |
| 4 Brownies, 2 | 10 Decorated quart jar of cookies (6-10 cookies) |
| 5 Bar cookies, 2 | |
| 6 Any other cookies, 2, identify on tag | |

PREMIUMS

1ST	2ND	3RD
\$3.25	\$2.50	\$2.25

SECTION 10: QUICK BREADS

(DISPLAY ½ LOAF OR 2 ROLLS)

CLASSES

- | | |
|---------------------|---------------------------------------|
| 1 Muffins, 2 | 5 Banana bread, ½ |
| 2 Biscuits, 2 | 6 Any other bread, ½, identify on tag |
| 3 Soft Pretzel, 2 | |
| 4 Zucchini bread, ½ | |

PREMIUMS

1ST	2ND	3RD
\$3.25	\$2.50	\$2.25

SECTION 8: HOME GROWN AWARD

CLASSES

- Any baked good with the main ingredient being grown by participant or other individual (or farm) in Lenawee County. No prepackaged mixes are allowed.
- Any home canned product - fruit, vegetables, sauces, jelly/jams - being grown by the participant or other individual (or farm) in Lenawee County.

2025 WINNERS - SUE ANDREWS AND BARBARA BAKER

SECTION 11: BAKED GOODS

(DISPLAY OF 2 ON 6" PLATE) (10 & UNDER)
MAY USE COMMERCIAL MIXES, FROSTINGS OR CRUSTS

CLASSES

- | | |
|------------------------------|--|
| 1 Cupcakes frosted, 2 | 7 Candy, 2 |
| 2 No bake cookies, 2 | 8 Popcorn ball, 1 |
| 3 Bar cookies, 2 | 9 Pie (1/6 pie on 6" plate – no cream pies or refrigerated pies) |
| 4 Drop cookies, 2 | 10 Any other baked good identify on tag |
| 5 Molded cookies, cutouts, 2 | |
| 6 Muffins, 2 | |

YOUTH BAKING AWARD

One entry from each class will be selected. Of these entries an overall winner will be selected. The overall winner will receive an award to aid in growth related to the project. In order to help the judges with their decision, we suggest a 3x5 card from the youth with a few words on what they learned and what baked good they enjoyed making the most.



Canned Goods

44A – ADULT

RULES

- A Conclusive evidence of an exhibitor having recanned commercial products, having used acid preservations, or using unfair methods to deceive judges will cause such exhibitor to forfeit all premiums. Jar may be opened at judges discretion. Judges do not taste. They are looking at color, consistency & if the jar is filled correctly.
- B All exhibits in this department must be exhibited in clear glass jars with rings & labeled. Attach entry tag with string around ring.
- C Section 1: Each display must include 4 varieties, & all must be separate samples than those shown in single exhibits, label EACH jar.
- D Only 1 quart or pint jar is required in Sections 2,3,4, & 6. Section 5 requires 1 jelly jar.
- E Jar skirts optional.

SECTION 1: DISPLAYS

CLASSES

- | | |
|------------------------------|-------------------|
| 1 Fruits, 4 jars | 4 Jellies, 4 jars |
| 2 Vegetables, 4 jars | 5 Jams, 4 jars |
| 3 Pickles & Relishes, 4 jars | |

PREMIUMS

1ST	2ND	3RD
\$4.50	\$3.25	\$2.50

SECTION 2: CANNED FRUITS

CLASSES

- | | |
|------------|--|
| 1 Peaches | 5 Applesauce |
| 2 Pears | 6 Fruit juice |
| 3 Cherries | 7 Any other fruit, identify on tag & label |
| 4 Berries | |

PREMIUMS

1ST	2ND	3RD
\$4.50	\$3.25	\$2.50

SECTION 3: CANNED VEGETABLES

CLASSES

- | | |
|--------------------|--|
| 1 Tomatoes, stewed | 6 Carrots |
| 2 Potatoes | 7 Beets |
| 3 Corn | 8 Tomato Juice |
| 4 Green beans | 9 Any other vegetable, identify on tag & label |
| 5 Mixed | |

PREMIUMS

1ST	2ND	3RD
\$2.25	\$1.75	\$1.00

SECTION 4: RELISHES, PICKLES SAUCES & MISC.

CLASSES

- | | |
|--------------------------|--|
| 1 Beet relish | 8 Cucumber pickles |
| 2 Corn relish | 9 Dill pickles |
| 3 Pepper relish | 10 Watermelon pickles |
| 4 Salsa | 11 Mixed pickles |
| 5 Mincemeat | 12 Pickle relish |
| 6 Beet Pickles | 13 Any other, identify on tag & label. |
| 7 Bread & butter pickles | |

PREMIUMS

1ST	2ND	3RD
\$2.25	\$1.75	\$1.00

SECTION 5: JAMS, JELLIES MARMALADES & PRESERVES

CLASSES

- | | |
|-------------|-------------|
| 1 Jelly | 4 Preserves |
| 2 Jam | 5 Butters. |
| 3 Marmalade | |

PREMIUMS

1ST	2ND	3RD
\$2.25	\$1.75	\$1.00

SECTION 6: MEATS

CLASSES

- | | |
|-----------|-------------|
| 1 Beef | 4 Wild game |
| 2 Poultry | 5 Fish |
| 3 Pork | |

PREMIUMS

1ST	2ND	3RD
\$2.25	\$1.75	\$1.00

FINE ARTS ART DEPARTMENT

Art

SUPERINTENDENT
Quinn Elliott
(517) 902-6017

PROJECT CHECK IN
Friday, July 24, 2026
3:00 - 6:00 pm

ASSISTANT SUPERINTENDENT
Gene Elliott

PROJECTS RELEASED
Sunday, August 2, 2026
1:00 - 2:30 pm

DEPARTMENT:
45A – ADULT

RULES

- Important Dates and Times.** Fine Art exhibits are to be brought in between 3 and 6 p.m. on the Friday before the fair. Exhibits and Ribbons will be released on Sunday after the fair between 1 and 2:30 p.m. Must bring claim ticket to project release. Awards and premiums will be forfeited if items are removed early.
- All entries shall be the work of the exhibitor, been made in the past two years and not previously submitted.
- All paintings and drawings shall be framed, without using glass, plexiglass will be accepted. Must be wired and ready to hang - no claw hangers. Entry tag should be folded and attached to hang from the upper right corner.
- Original artwork only. Can include landscape, figure, and floral, animal or still life.
- The Lenawee County Fair is a family oriented event. No violent, risqué, or nude material permitted.
- Superintendent reserves the right to refuse any entry not meeting the above requirements.
- Name or title on front of work must be covered.

SECTION 1: ART

PREMIUMS FOR SECTIONS 1 - 3

1ST	2ND	3RD
\$4.00	\$3.00	\$2.00

CLASSES

- | | |
|--|--|
| 1 Oil | 3-Dimensional |
| 2 Acrylic | 11 Barn Quilt - painted on either 18" x 18" board OR 4' x 4' board (18" wired and ready to hang) (4' board attached screw eyes 9" down on the back on each side near the edge) |
| 3 Watercolor | |
| 4 Pastel or crayon | |
| 5 Pen and ink drawing | |
| 6 Charcoal drawing | |
| 7 Pencil drawing | |
| 8 Colored pencil drawing | |
| 9 Scratchboard drawing | |
| 10 Tole or country painting (can be on wood, canvas or metal); Printmaking; Mixed Media; | 12 Calligraphy, any type of item |

SECTION 2: STAINED GLASS/ART GLASS

MAY EXHIBIT 2 ITEMS IN THE SECTION

CLASSES

- | | |
|-------------------------------|--|
| 1 Window, leaded | 5 3-dimensional piece |
| 2 Sun catcher, leaded | 6 Recycled piece, before and after photo |
| 3 Sun catcher | |
| 4 3-dimensional piece, leaded | 7 Mosaic |

SECTION 3: CERAMICS, MOLDED ONLY

PREMIUMS FOR SECTIONS 3 - 5

1ST	2ND	3RD
\$3.25	\$3.00	\$2.50

CLASSES

- Underglaze work, Applied decoration, Stains, Luster work, Glaze & Gold, Straight Painting - May exhibit 2 entries in this class
- Dry-Wipe or Dry Brush

SECTION 4: CERAMICS, HAND BUILT

CLASSES

- Glaze, Sgraffito, Painted, Vessel, Tile, Sculptural, Hand Built

SECTION 5: CERAMICS, WHEEL-THROWN, CHINA PAINTING

CLASSES

- Teapot, Cups, Mugs, Sculptural, Crystalline glaze, Wheel-Thrown
- Landscape, Flowers, Fruit/Vegetables, Animals, Humans, Birds, Other, China painted doll only, no chairs, etc., Porcelain painting - Other, Porcelain painted doll only, no chairs, etc.

SECTION 6: ADULT COLORING & MISCELLANEOUS

RULES

- A One (1) entry per person
- B All participants must be 18 years of age or older.
- C The colored image may be the exhibitors own work, from a coloring book or from the internet (as deemed appropriate by the exhibitor)
- D Paper size must be at least 8.5x11, but no larger than 11x17 Mounted on poster board for display purposes.
- E There are no restrictions on what one may use to color with.
- F No names may appear on the front page of the colored picture.
- G The Lenawee County Fair is a family oriented event. No violent, risqué, or nude material permitted.

PREMIUMS FOR SECTIONS 3 - 5

1ST	2ND	3RD
\$3.25	\$3.00	\$2.50

CLASSES

- 1 Coloring Page
- 2 Velvet Coloring Page/Poster
- 3 Paint by Number

DEPARTMENT: 45J – JUNIOR (AGE 11 - 17)

RULES

- A All entries shall be the work of the exhibitor, been made in the past two years and not previously submitted.
- B All paintings and drawings shall be framed, without using glass. Must be wired and ready to hang – no claw hangers. Entry tag should be folded and attached to hang from upper right corner.
- C Amateur will be defined as a painting for pleasure only.
- D Original artwork only. Can include landscape, figure, and floral, animal or still life.
- E The Lenawee County Fair is a family oriented event. No violent, risqué, or nude material permitted.
- F Superintendent reserves the right to refuse any entry not meeting the above requirements.
- G Name or title on front of work must be covered.

SECTION 1: ART

CLASSES

- | | |
|----------------------------|--------------------------|
| 1 Oil | either 18" x 18" board |
| 2 Acrylic | OR 4' x 4' board (18" |
| 3 Watercolor | wired and ready to |
| 4 Pastel or crayon | hang) (4' board attached |
| 5 Pen and ink drawings | screw eyes 9" down on |
| 6 Charcoal drawings | the back on each side |
| 7 Pencil drawings | near the edge) |
| 8 Colored pencil drawings | 13 One Color Page – Art |
| 9 Scratchboard drawings | must be mounted onto a |
| 10 Mixed media | poster board. |
| 11 3-Dimensional | 14 Paint by Number – Art |
| 12 Barn Quilt - painted on | must be mounted onto a |
| metal); Printmaking; Mixed | poster board. |
| Media; | |

PREMIUMS

1ST	2ND	3RD
\$4.00	\$3.00	\$2.00

SECTION 2: CERAMICS, MOLDED ONLY

PREMIUMS FOR SECTIONS 3 - 5

1ST	2ND	3RD
\$3.25	\$3.00	\$2.50

CLASSES

- 1 Underglaze work, Applied decoration, Stains, Luster work, Glaze & Gold, Straight Painting - May exhibit 2 entries in this class
- 2 Dry-Wipe or Dry Brush

SECTION 3: CERAMICS, HAND BUILT

CLASSES

- 1 Glaze, Sgraffito, Painted, Vessel, Tile, Sculptural, Hand Built

SECTION 4: CERAMICS, WHEEL-THROWN, CHINA PAINTING

CLASSES

- 1 Teapot, Cups, Mugs, Sculptural, Crystalline glaze, Wheel-Thrown
- 2 Landscape, Flowers, Fruit/Vegetables, Animals, Humans, Birds, Other, China painted doll only, no chairs, etc., Porcelain painting - Other, Porcelain painted doll only, no chairs, etc.

SECTION 5: CALLIGRAPHY

CLASSES

- 1 Any Item

SECTION 6: STAINED GLASS

CLASSES

- 2 Any Item

DEPARTMENT:

45y – YOUTH
(AGE 10 & UNDER)

RULES

- A Art must be mounted onto a poster board.



SECTION 1: ART

CLASSES

- 1 Watercolors, Crayons, Colored Pencils
- 2 Mixed Media, 3 Dimensional, Oil
- 3 Acrylic, One Color Page (see Section 13 for rules - rule B does not apply)

PREMIUMS

1ST	2ND	3RD
\$2.50	\$2.00	\$1.50

SECTION 2: CERAMICS

CLASSES

- | | |
|----------------------|----------------------|
| 1 Under glaze work | 6 Gold |
| 2 Applied decoration | 7 Dri-wipe |
| 3 Stains | 8 Dry brush |
| 4 Luster work | 9 Hand built |
| 5 Glaze | 10 Straight Painting |

PREMIUMS

1ST	2ND	3RD
\$3.25	\$3.00	\$2.50

SECTION 3: CHINA PAINTING

CLASSES

- | | |
|--------------------|---|
| 1 Landscape | 7 Other |
| 2 Flowers | 8 China painted doll only, no chairs, etc. |
| 3 Fruit/vegetables | 9 Porcelain painting - other |
| 4 Animals | 10 Porcelain painted doll only, no chairs, etc. |
| 5 Humans | |
| 6 Birds | |

PREMIUMS

1ST	2ND	3RD
\$3.25	\$3.00	\$2.50

FOLK ART DEPARTMENT

SUPERINTENDENT

Mary Pitock
(517) 265-6884

ASSISTANT

SUPERINTENDENT
Audrey Johnson

PROJECT CHECK IN
Saturday, July 25, 2026
10:00 am - 1:00 pm

PROJECTS RELEASED
Sunday, August 2, 2026
1:00 -2:30 pm

DEPARTMENT:

- 46A - ADULT (18 & OVER)**
- 46Y - YOUTH (10 & UNDER)**
- 46J - JUNIOR (11-17)**

RULES

- A** Items must be an original design of the exhibitor.

SECTION 1: ARTS & CRAFTS

CLASSES

- | | |
|--|--|
| 1 Candle making | 28 Stenciled Items on wood or cloth |
| 2 Handmade soap, 1 bar | 29 Woven basket - no size limit |
| 3 Tie-dye Shirts | 30 T-Shirt painting |
| 4 Design your own "sign" | 31 Origami |
| 5 Painted mailbox | 32 Applique, wonder under, or other decorated item |
| 6 Birdhouse | 33 Sun catchers |
| 7 Gnome | 34 Make your own "Trick or Treat" bag |
| 8 String art | 35 Hand sewn items |
| 9 Decorated Cowboy Hats | 36 Photo album cover, made by exhibitor |
| 10 Decoupage | 37 Holiday item |
| 11 Wood burning | 38 Sequin item |
| 12 Yarn picture, Yarn Crafts | 39 Painted sweatshirts |
| 13 Glass painting | 40 Glass etching |
| 14 Painted Rocks | 41 Toile or country painting on dried gourd |
| 15 Saw painting, Saw Blade Painting | 42 Wood carved item |
| 16 Decorated flower pots - Any Size | 43 Puzzles, must be in a frame |
| 17 Constructed item, exterior or ornamental | 44 Stepping Stone |
| 18 Fishing Lures | 45 Decorated Flip Flops |
| 19 Stuffed animal or doll | 46 Legos |
| 20 Jewelry, must be original design | 47 Diamond Dots |
| 21 Country crafts | 48 Seed Art - art using seeds from flowers or vegetables to create a picture or other art form |
| 22 Bead art, original design | 49 Other |
| 23 Handmade card (e.g. birthday-1 only) | |
| 24 Macramé | |
| 25 Silk or dried arrangement - not over 12" wide | |
| 26 Wreath | |
| 27 Make a "Special Occasion" gift basket | |

PREMIUMS

1ST	2ND	3RD
\$3.25	\$2.50	\$2.00

SECTION 2:

WOODWORKING - AMATEUR

(ITEMS MUST BE COMPLETELY HANDMADE BY EXHIBITOR)

CLASSES

- | | |
|-----------------|---------------------------|
| 1 Chair, rocker | 3 Desk |
| 2 Table | 4 Other, large-over 2 ft. |

PREMIUMS

1ST	2ND	3RD
\$6.25	\$5.00	\$3.75

CLASSES

- | | |
|------------------------------|----------------|
| 1 Other, small - under 2 ft. | 4 Clocks |
| 2 Bird house | 5 Window Boxes |
| 3 Child's table - chair set | |

PREMIUMS

1ST	2ND	3RD
\$3.75	\$2.50	\$2.00

See Page 40. Miscellaneous Dept. has classes for Taxidermy Fishing Flies, Agriculture Scene and Plastic Models

PHOTOGRAPHY DEPARTMENT

SUPERINTENDENT

Amy LaVoy
(517) 605-1030

Project Check-In

Friday, July 24, 2026
3:00 - 6:00 pm

Projects Released

Sunday, August 2, 2026
1 - 2:30 pm

47A - ADULT

47Y - YOUTH (17 & UNDER)

RULES

- A** Important Dates & Times: Photography must be brought into the fair between 3:00 - 6:00 pm on Friday before Fair begins. Exhibits & Ribbons will be released on Sunday after the fair between 1:00 - 2:30 pm. Must bring claim ticket to project release. Awards & premiums will be forfeited if items are removed early.
- B** Photographs shall have been taken within the past two years. First place entries are ineligible to be resubmitted.
- C** All photos must be mounted on mounting board (mounting board is a heavy cardboard at least 1/8" thick used to mount photos & artwork) or matboard (matboard is a mat with an opening cut to surround work or left whole with work mounted on top, if cut to surround work it has to be mounted on another mat or mounting board, again at least 1/8" thick total). *POSTER BOARD, CARD STOCK, CARDBOARD, CORRUGATED BOX & CONSTRUCTION PAPER ARE NOT PROPER MOUNTING BOARDS.
- D** A border of no more than 3 inches per side is recommended for all amateur photographs.
- E** No frames or glass covered entries will be accepted.
- F** ONE single photo per entry, per class, unless otherwise stated.
- G** Photographers who take photos as a hobby or pastime are defined as amateur photographers. Photographers who sell photos regularly are defined as professional photographers.
- H** Entry tags are to be folded & attached with string to hang over the upper right hand corner.
- I** Same photo cannot be entered in more than one section/class.
- J** The Lenawee County Fair is a family oriented event. No violent, risqué, or nude material permitted.
- K** Name or title on front of work must be covered.
- L** Presentation of the photo is IMPORTANT. Judging is not done on photo alone! Make sure your photo(s) are properly mounted, attractively done.
- M** Photos size must be either 5 x 7 or 8 x 10. NO 4 x 6's, except classes 30.

SECTION 1: DIGITAL CAMERA

(NOT FILM) (5 x 7 or 8 x 10 ONLY)

CLASSES

1 Lenawee County Fair	19 Any other structure(s)
2 Insects	20 Metal
3 Flower(s)	21 Family reunion
4 Animal - Pets	22 Plant(s) – foliage only
5 Animal - Wildlife	23 Birds
6 Animal - Domestic	24 Weddings
7 Child (Children), baby (babies) - portrait	25 Water
8 Adult(s) - portrait	26 City life
9 Transportation	27 Rural life
10 Landscape/scenery - no sunrise or sunset	28 Advertisement
11 Sunrise or sunset	29 Seasons
12 Action	30 Food
13 Bridge (s)	31 Photo essay - six (6) – 4"x6" on 16"x20" mat board, must tell a visual story; without words
14 Water tower(s)	32 Timepiece
15 Barn(s)	33 Alley-Way
16 Church(es)	34 Mountains
17 Lighthouse(s)	35 Statue Structure (Any Material)
18 Northern Lights	

PREMIUMS

1ST	2ND	3RD
\$3.50	\$3.00	\$2.50

SECTION 2:

FILM CAMERA - COLOR PRINTS

NO DIGITAL ENHANCEMENT (5 x 7 or 8 x 10 ONLY)

CLASSES

1 Lenawee County Fair	20 Metal
2 Insects	21 Family reunion
3 Flower(s)	22 Plant(s) – foliage only
4 Animal - Pets	23 Birds
5 Animal - Wildlife	24 Wedding
6 Animal - Domestic	25 Water
7 Children/Baby(ies) Portrait	26 City life
8 Adult(s) - portrait	27 Rural life
9 Transportation	28 Advertisement
10 Landscape/scenery - no sunrise or sunset	29 Seasons
11 Sunrise or sunset	30 Food
12 Action	31 Photo essay - six (6) – 4"x6" on 16"x20" mat board, must tell a visual story; without words
13 Bridge (s)	32 Timepiece
14 Water tower(s)	33 Alley-Way
15 Barn(s)	34 Mountain
16 Church(es)	35 Statue Structure (Any Material)
17 Lighthouse(s)	
18 Any other structure(s)	
19 Northern Lights	

PREMIUMS

1ST	2ND	3RD
\$3.50	\$3.00	\$2.50

SECTION 3: PROFESSIONAL

MUST BE 8 x 10 or 11 x 14. RIBBONS ONLY.

CLASSES

- | | |
|---|---|
| 1. Lenawee County Fair | 19. Metal |
| 2. Insects | 20. Family reunion |
| 3. Flower(s) | 21. Plant(s) – foliage only |
| 4. Animal - Pets | 22. Birds |
| 5. Animal - Wildlife | 23. Wedding |
| 6. Animal - Domestic | 24. Water |
| 7. Child (children), baby (babies) - portrait | 25. City life |
| 8. Adult(s) - portrait | 26. Rural life |
| 9. Transportation | 27. Advertisement |
| 10. Landscape/scenery - no sunrise or sunset | 28. Seasons |
| 11. Sunrise or sunset | 29. Food |
| 12. Action | 30. Photo essay - six (6) – 4"x6" on 16"x20" mat board, must tell a visual story; without words |
| 13. Bridge (s) | 31. Timepiece |
| 14. Water tower(s) | 32. Alley-Way |
| 15. Barn(s) | 33. Mountain |
| 16. Church(es) | 34. Statue Structure (Any Material) |
| 17. Lighthouse(s) | |
| 18. Any other structure(s) | |

ANTIQUES DEPARTMENT

SUPERINTENDENT

Roberta Anderson
(517) 436-3988

Project Check-In

Saturday, July 25, 2026
10:00 am - 1:00 pm

48A - ADULT

ASSISTANT

SUPERINTENDENT
Shelly Keller

Projects Released

Sunday, August 2, 2026
1:00 - 2:30 pm

48Y – YOUTH (17 & UNDER)

SECTION 1: ANTIQUES

CLASSES

- | | |
|--|---|
| 1. Elegant Glass | 25. Candlestick |
| 2. China, 1 piece | 26. Basket |
| 3. Depression glass | 27. Sewing accessory |
| 4. Carnival glass | 28. One article of clothing |
| 5. Ruby glass | 29. Quilt |
| 6. Beer Stein | 30. Photo |
| 7. Pottery - McCoy, Hull, etc. | 31. Lenawee County Fair Memorabilia |
| 8. Paperweight | 32. Linen |
| 9. Magazine/catalog | 33. Scrapbook |
| 10. Calendar | 34. Lamp / Lantern |
| 11. Political memorabilia | 35. Teapot |
| 12. Games, Puzzles | 36. Vinyl Record |
| 13. Toys | 37. Framed picture - Small |
| 14. Souvenirs | 38. Framed picture - Large |
| 15. Primitive - Wood, Tin | 39. Crockery |
| 16. Advertisement | 40. Military Item - NO guns |
| 17. World's Fair | 41. Women's Accessories - Jewelry, Hat, Watch, etc. |
| 18. Children's book | 42. Farm Equipment |
| 19. Book | 43. Apron |
| 20. Matchbooks - 4 or more | 44. Automotive |
| 21. Paint by Number | |
| 22. Men's accessories - Jewelry, Tie, Hat, Watch, etc. | |
| 23. Hammered Aluminum | |
| 24. Chalk Art | |

- | | |
|-----------------------------------|-------------------|
| 45. Dairy Item | 57. Railroad item |
| 46. Doll | 58. School item |
| 47. Hymnal | 59. Maritime |
| 48. Ornament | 60. Radio |
| 49. Salt & pepper shaker set | 61. Bank |
| 50. 3 pieces of silver | 62. Cookie Jar |
| 51. Cup & saucer | 63. Nativity |
| 52. Grooming Set | 64. Cookie Cutter |
| 53. Sugar & Creamer | 65. Belt Buckle |
| 54. Mid-Century | 66. Comic Books |
| 55. Baby/child item | 67. Transferware |
| 56. Set of 6 antique collectibles | 68. Other |

PREMIUMS

1ST	2ND	3RD
\$3.75	\$2.50	\$1.25

RULES

- A** Items must be at least 50 years old and not shown during prior 3 fairs.

SECTION 2: ANTIQUE FURNITURE

CLASSES

- | | |
|-----------|----------------|
| 1. Table | 5. Plant Stand |
| 2. Chair | 6. Mid-century |
| 3. Rocker | 7. Lamp |
| 4. Desk | 8. Other |

PREMIUMS

1ST	2ND	3RD
\$6.25	\$5.00	\$2.75



AGRICULTURE DEPARTMENT

Seed & Corn

SUPERINTENDENT

Angela Mallory
(734) 497-0317

PROJECT CHECK IN
Saturday, July 25, 2026
10:00 am - 1:00 pm

PROJECTS RELEASED
Sunday, August 2, 2026
1:00 - 2:30 pm

49A - ADULT

**49Y - YOUTH
(17 & UNDER)**

SECTION 1: SMALL GRAINS & SEEDS

ENTRIES MUST BE IN CLEAR GLASS JARS & MUST HAVE VARIETY TAPED ON JAR.

CLASSES

- | | |
|----------------------------|-----------------------------------|
| 1 Wheat, 2 qts. Red winter | 9 Soy beans, seed or grain, 2 qts |
| 2 Early oats, 2 qts. | 10 Alfalfa, 1 qt. |
| 3 Late oats, 2 qts. | 11 Corsay soybeans, 2 qts. |
| 4 Barley, 2 qts. | 12 William's soybeans, 2 qts. |
| 5 Rye, 2 qts. | 13 SRF 200 soybeans, 2 qts. |
| 6 Buckwheat, 2 qts. | |
| 7 White beans, 2 qts. | |
| 8 Kidney beans, 2 qts. | |

PREMIUMS

1ST	2ND	3RD
\$3.25	\$2.25	\$1.25

SECTION 2: SUNFLOWER

CLASSES

- 1 Creatively decorated sunflowers.
- 2 Tallest sunflower-should show large head.
- 3 Largest sunflower - head
- 4 Tallest corn

PREMIUMS

1ST	2ND	3RD
\$3.25	\$2.25	\$1.75



SECTION 3: SHEAF EXHIBITS

A SHEAF OF GRAIN OR FORAGE SHOULD MEASURE 2-1/2 TO 3 INCHES IN CIRCUMFERENCE UNDER THE HEADS. THEY SHOULD BE TIED SECURELY AT LEAST TWICE & ALL LOOSE PIECES REMOVED TO MAKE A NEAT EXHIBIT.

CLASSES

- | | |
|---------------------------|----------------------------|
| 1 Alfalfa | 6 Stalk soybeans most pods |
| 2 Matured alfalfa | 7 Oats |
| 3 Timothy | 8 Red wheat – bearded |
| 4 Sweet clover | 9 Red wheat – unbearded |
| 5 June or mammoth clover. | 10 White wheat |

PREMIUMS

1ST	2ND	3RD
\$1.75	\$1.00	\$.75

SECTION 4: COLLECTIONS

CLASSES

- 1 Grains & grasses in straw (forage & legume). Label (10) or more named varieties, one example of each variety including forage plants.
- 2 Dry Weeds – largest & best, label no less than (20) varieties.
- 3 Longest ear of corn.

PREMIUMS

1ST	2ND	3RD
\$6.25	\$4.50	\$2.25

SECTION 5: CORN

CLASSES

PLEASE NOTE:

Classes 8 – 11 are limited to Michigan exhibitors only

- 1 Most perfect ear of corn.
- 2 Nine (9) ears medium hybrid, exhibitor must show variety number.
- 3 Nine (9) ears early maturing hybrid, exhibitor must show variety number.
- 4 Nine (9) ears late maturing hybrid, exhibitor must show variety number (maturing year old corn or green husk as maturing).
- 5 Five (5) ears white popcorn.
- 6 Five (5) ears yellow popcorn.
- 7 Five (5) ears colored popcorn.

HYBRID CLASSES LIMITED TO MICHIGAN EXHIBITORS ONLY

- 8 One (1) peck shelled
- 9 Five (5) stalks late field corn with clean roots
- 10 Five (5) stalks early field corn with clean roots
- 11 Six (6) varieties of your largest & best corn on the ear

DISPLAYS

46A – ADULT 46Y – YOUTH (17 & under)

PREMIUMS

1ST	2ND	3RD
\$2.25	\$1.75	\$1.00

RULES

- A Display must be freshened on Wednesday
B The following criteria will be used in Judging:
Advertising such as signs, cards, printed pamphlets, price labels, etc. 10%
Accessibility & workability of exhibit. 10%
Suitability & attractiveness of containers. 10%
Quality of products 15%
Suitability of products for sale at roadside stands 15%
Number of farm products displayed 15%
General attractiveness, quantity & arrangement of display, i.e., mass effect at 10 ft. 25%

PLEASE NOTE:

- Sections 8, 9, 11, 12, 13, 14 & 15 apply to Adult (46A) & Youth (46Y). Section 10, limited to Youth (46Y) only.

SECTION 6: ROADSIDE MARKET

CLASS

- 1 Best Retail market or roadside stand display. Approximately 25 square feet of floor space (5'X 5'). The exhibit may include fruits, vegetables, flowers, honey, jam, jellies, canned fruits, fruit juices & other farm products that are commonly sold at roadside stands. The following will not be permitted in the display: No artificial flowers or vegetables, no rugs or other sewing items, no pottery, no flags (including the American flag), no citrus & no insecticides, Exhibitor must furnish all materials used in display.

PREMIUMS

1ST	2ND	3RD
\$35	\$30	\$25

SECTION 7: WHEELBARROW DISPLAY

STANDARD WHEELBARROW – FILLER ALLOWED

CLASS

- 1 Best arrangement of vegetables, fruits or other farm crops. Not to be a part of any other entry, No flowers allowed

PREMIUMS

1ST	2ND	3RD
\$15	\$12	\$10

SECTION 8: COASTERWAGON LOAD OF FARM & GARDEN PRODUCE

16 & UNDER

CLASS

- 1 Best arrangement of vegetables, fruits or other farm crops in a coaster-wagon. Not to be a part of any other entry. No Flowers allowed

PREMIUMS

1ST	2ND	3RD
\$12	\$10	\$9

SECTION 9: BASKET DISPLAY BY HOME GARDENERS

FILLER ALLOWED

CLASS

- 1 One-bushel basket (uniform basket) vegetables only.

PREMIUMS

1ST	2ND	3RD
\$12	\$10	\$9

SECTION 10: MICHIGAN PRODUCE DISPLAY

FILLER ALLOWED

CLASS

- 1 Display of Michigan produce. Any local produce raised in Lower Michigan – nuts, fruit, vegetables, herbs, eggs, honey, maple syrup, etc., may be included. Items need not be raised or produced by exhibitor. All items must be labeled.

PREMIUMS

1ST	2ND	3RD
\$35	\$30	\$25

RULES

- A The following criteria will be used in Judging
Attractiveness of display 50%
Quality & quantities in display 50%

SECTION 11: SCARECROWS

CLASS

- 1 Male scarecrow
2 Female scarecrow
3 Misc. scarecrow

PREMIUMS

1ST	2ND	3RD
\$5.50	\$5.00	\$4.50

RULES

- A Display cannot be smaller than 3 feet or larger than 6 feet tall. Must be secured & displayed on exhibitor stand

SECTION 12: HERB DISPLAY

CLASSES

- | | |
|------------------------------------|-----------------------------------|
| 1 Green, edible in jars | 7 Basil plant in pot |
| 2 Dried in jars | 8 Scented geranium plan in pot |
| 3 Dried in 6 stalk bunches | 9 Herb vinegar |
| 4 Dried wreath or wall arrangement | 10 Any other herb plant(s) in pot |
| 5 Dried table arrangement | |
| 6 Potpourri | |

PREMIUMS

1ST	2ND	3RD
\$5.50	\$5.00	\$4.50

RULES

- A Must be home grown
B Judged by number of varieties, quality & attractiveness.

AGRICULTURE DEPARTMENT

Vegetables

DEPARTMENT:

50A – ADULT

50Y – YOUTH

(17 & Under)

SECTION 13: PATIO OR CONTAINER, VEGETABLE GARDEN

(CONTAINER NOT TO WEIGH MORE THAN 25 POUNDS)

CLASSES

- 1 Any type/variety of vegetable
- 2 Any type/variety of vegetable, must be a different vegetable than Class 1

PREMIUMS

1ST	2ND	3RD
\$3.00	\$2.00	\$1.00

RULES

- A Potatoes should be brushed but not washed.
- B Exhibitors in potatoes will be required to attach label, giving the correct name of each variety.
- C Judged on uniformity of shape & size.

SECTION 14: VEGETABLES

CLASSES

- 1 Green string beans pods 1 quart
- 2 Yellow string beans pods 1 quart
- 3 Any other beans string or wax 1 quart
- 4 Yellow wax beans pods 1 quart
- 5 Beets, any variety 6 beets
- 6 Cauliflower, 1 head
- 7 Carrots, any variety - 6
- 8 Burpless Cuke
- 9 Cucumbers, slicers - 2
- 10 Cucumbers, pickling - 1 quart
- 11 Eggplant - 1
- 12 Kohlrabi - 6
- 13 Onions, any variety - 6
- 14 Peppers, red or green - 5 same size
- 15 Turnips, any variety - 6
- 16 Tomatoes, any variety or color - 5
- 17 Broccoli -1 head
- 18 Sweet Corn - 6 ears in husk
- 19 Okra - 6
- 20 Cabbage, any variety/color - 1 head
- 21 Pumpkin, any variety or size
- 22 Squash, any variety or size
- 23 Muskmelon, any variety
- 24 Watermelon, long or round
- 25 White Potatoes, any variety - 3
- 26 Sweet Potatoes, any variety -3

PREMIUMS

1ST	2ND	3RD
\$2.00	\$1,50	\$1.00

RULES

- A Shall be uniform & of optimum quality
- B Shall be exhibited on paper plates with entry tags attached to plates.

AGRICULTURE DEPARTMENT

Miscellaneous

DEPARTMENT:

51A – ADULT

51Y – YOUTH

(17 & Under)

SECTION 15: BALED HAY

(INCLUDE A SLICE IN A PLASTIC BAG)

CLASSES

- | | |
|-------------------------|-------------------------|
| 1 Baled Wheat straw | 4 Alfalfa - 2nd cutting |
| 2 Baled Oat straw | 5 Clover |
| 3 Alfalfa - 1st cutting | |

PREMIUMS

1ST	2ND	3RD
\$2.50	\$1.75	\$1.00

SECTION 16:

EGGS, HONEY & MAPLE SYRUP

CLASSES

- 1 Eggs Creatively Decorated - 3
- 2 Large Brown Eggs, Half Dozen
- 3 Large White Eggs, Half Dozen
- 4 Eggs, other half dozen
- 5 Honey, unlabeled jar
- 6 Chunk Honey - 3 one pound containers per entry
- 7 Comb Honey - (round, section, cassette or cut comb) 3 entries packages in clear container on top and bottom. Wood sections
- 8 Beeswax - 3 blocks of any shape, minimum one pound of wax.
- 9 Maple Syrup, unlabeled jar

PREMIUMS

1ST	2ND	3RD
\$2.25	\$1.75	\$1.00

SECTION 17: HERBS

(OPTIMUM QUALITY FOR HARVEST)

Three stems displayed in a vase. Fair will provide vase upon entry.

CLASSES

- | | |
|------------|--------------|
| 1 Catnip | 6 Dill |
| 2 Sage | 7 Basil |
| 3 Chives | 8 Parsley |
| 4 Mint | 9 Rosemary |
| 5 Tarragon | 10 Any other |

PREMIUMS

1ST	2ND	3RD
\$1.50	\$1.00	\$.75

FLORICULTURE DEPARTMENT

Flowers

SUPERINTENDENT
Audrey Wegner
(517) 605-2090

ASSISTANT SUPERINTENDENT
Desiree Eaton

Project Check-In
Saturday, July 25, 2026
10:00 am - 1:00 pm

Projects Released
Sunday, August 2, 2026
1:00 - 2:30 pm

DEPARTMENT:

52A – ADULT

52J – JUNIOR YOUTH (11 – 17)

52Y – YOUTH (10 & UNDER)

RULES

- A All Flower exhibits must have been home grown & arranged by the exhibitor & correctly labeled & entered, except for Section 4 (Purchased flower).
- B No artificial, silk or plastic foliage or flowers permitted unless otherwise specified.
- C All flowers & foliage must be live or dried.
- D Exhibitors are encouraged to refresh flowers as needed. Floral exhibits not maintained in a presentable fashion will be removed from display.
- E Exhibitors of plants should water them as needed. Plants must include a planter saucer.
- F All specimens will be exhibited in vases furnished by the fair.
- G Display space for table pieces limited to 28" wide by 20" deep
- H Projects must not weigh more than 25 pounds

DEFINITIONS

Bloom: One flower on its stem with all foliage attached above the water line, disbudded.

Spray: One stem with all foliage, flowers & buds attached (down to the first true leaf on main stem)

Spike: One stem with all foliage, flowers & buds attached, unless otherwise stated in a specific class.

PLEASE NOTE:

- Sections 1-5 apply to Adult (47A) & Junior Youth (47J) departments only.
- Section 7 applies to professionals only.

SECTION 1: SPECIMEN FLOWERS

CLASSES

- 1 Any Cut Annual Specimen
- 2 Any Cut Annual Specimen not already used
- 3 Any Cut Annual Specimen not already used
- 4 Any Cut Perennial Specimen
- 5 Any Cut Perennial Specimen not already used
- 6 Any Cut Perennial Specimen not already used
- 7 Bulb / Tuber Specimen

PREMIUMS

1ST	2ND	3RD
\$2.00	\$1.50	\$1.00

SECTION 2: FAIR FLOWER ARRANGEMENTS

PLEASE NOTE:

- All entries must contain the fair flower (2026 is the Vinca) as part of the flowers used in arrangement.
- All flowers must be homegrown

CLASSES

- 1 Arrangement in a basket
- 2 Holiday arrangement
- 3 Summer arrangement
- 4 Vase arrangement
- 5 Fair arrangement using your own interpretation

PREMIUMS

1ST	2ND	3RD
\$3.00	\$2.00	\$1.00

SECTION 3: MISCELLANEOUS ARRANGEMENTS

CLASSES

- 1 Country roads arrangement using roadside material only, including container.
- 2 Cup & saucer - 1 flower, foliage allowed
- 3 Small table decoration - annual or perennial flower
- 4 Basket - mixed flowers
- 5 Fruit or vegetables combined with flowers

PREMIUMS

1ST	2ND	3RD
\$3.00	\$2.00	\$1.00

SECTION 4: PURCHASED FLOWER ARRANGED BY EXHIBITOR

CLASSES

- 1 Arrangement in Basket
- 2 Holiday Arrangement
- 3 Summer Arrangement
- 4 Vase Arrangement
- 5 Any other artistic arrangement
- 6 Arrangement using this year's Fair Theme "Stars, Stripes and Summer Nights"

PREMIUMS

1ST	2ND	3RD
\$3.00	\$2.00	\$1.00

SECTION 5: POTTED PLANTS

PLEASE NOTE:

- Potted plants must not weigh more than 25 pounds.

CLASSES

- | | |
|---|--|
| 1 Begonia | 7 Mixed Pot - Sunny |
| 2 Coleus | 8 Mixed Pot - Shade |
| 3 Impatiens | 9 Fair Flower Pot (Vinca) |
| 4 Petunias | 10 Unusual container of annuals |
| 5 Geranium | 11 Terrarium/Fairy Garden with multiple plants |
| 6 Any other potted annual not already entered | |

PREMIUMS

1ST	2ND	3RD
\$2.00	\$1.50	\$1.00

SECTION 6: HANGING BASKETS

PLEASE NOTE:

- May be grown in pots, but must be exhibited in baskets that can be hung for display.

CLASSES

- | | |
|--------------------------------------|--------------------------------------|
| 1 Any Annual Flower | 3 Any Annual Flower not already used |
| 2 Any Annual Flower not already used | 4 Any Annual Flower not already used |

PREMIUMS

1ST	2ND	3RD
\$2.00	\$1.50	\$1.00

SECTION 7: HOUSE PLANTS

CLASSES

- | | |
|------------------|------------------------------|
| 1 Jade | 4 Hanging Basket House Plant |
| 2 Cactus | 5 Any Other House Plant |
| 3 African Violet | |

PREMIUMS

1ST	2ND	3RD
\$2.00	\$1.50	\$1.00

SECTION 8: SUCCULENTS

CLASSES

- 6 Any Succulent
- 7 Any Succulent Not Already Entered

PREMIUMS

1ST	2ND	3RD
\$2.00	\$1.50	\$1.00

SECTION 9: PROFESSIONAL ARRANGEMENTS

PLEASE NOTE:

- All floral exhibitors in this section must be presently employed or previously associated in the floral industry. Materials used may be grown by exhibitor or purchased.
- RIBBONS ONLY

CLASSES

- 1 Basket Arrangement
- 2 Bridal bouquet & groom's boutonniere
- 3 Wall piece (maximum diameter 36")
- 4 Table arrangement
- 5 Table arrangement with candle
- 6 Recycled material or object arrangement
- 7 Table Displays-All items for display must be provided by the exhibitor, even the table. Table must not be larger than 8'.

PREMIUMS

1ST	2ND	3RD
\$2.00	\$1.50	\$1.00

SECTION 10: GARDEN CLUBS, ORGANIZATIONS OR BUSINESS DISPLAY

PLEASE NOTE:

- Limit 1 arrangement per club/per class. Single arrangement in 1 container consisting of cut flowers & foliage raised & arranged by members of the garden club, organization or business entering.

CLASSES

- | | |
|-----------------------|---------------------------------|
| 8 Holiday arrangement | 10 Recycled materials or object |
| 9 Table arrangement | |

PREMIUMS

1ST	2ND	3RD
\$4.00	\$3.00	\$2.00

HORTICULTURE DEPARTMENT

SUPERINTENDENT

Angela Mallory

(734) 497-0317

PROJECT CHECK IN

Saturday, July 25, 2026

10:00 am - 1:00 pm

PROJECTS RELEASED

Sunday, August 2, 2026

1:00 - 2:30 pm

DEPARTMENT:

53A - ADULT

53Y - YOUTH

(17 & UNDER)

PREMIUMS

1ST	2ND	3RD
\$1.25	\$.75	\$.50

SECTION 1: APPLES - PLATE OF 5

CLASS

- 1 Any variety

SECTION 2: PEARS - PLATE OF 5

CLASSES

- | | |
|------------|---------------------|
| 1 Bartlett | 2 Any other variety |
|------------|---------------------|

SECTION 3: GRAPES - PLATE OF 5

CLASSES

- | | |
|------------|---------------------|
| 1 Concord | 3 Catawba |
| 2 Niagara | 4 Delaware |
| 3 Reliance | 5 Any other variety |

Mail to: Lenawee County Fair
 P.O. Box 792
 Adrian, MI 49221
 263-3007

STATIC ENTRY FORM ONLY
Deadline July 1st.

OFFICE USE ONLY

Exhibitor #	
# of Entry Forms	Pages
Ck #	Cash
Tickets M-R	Initials

PLEASE PRINT OR TYPE (Entry will not be accepted if not legible or completely filled out)

New Exhibitor _____ Returning Exhibitor _____ Address Change yes / no

NAME _____

ADDRESS _____ P.O. BOX _____

CITY, STATE, ZIP _____ PHONE _____

DIRECTIONS: Entries improperly entered will not be accepted or corrected by office staff. When listing exhibits, group together each separate department.

	Dept.	Sect.	Class	Class Description
1				
2				
3				
4				
5				
6				
7				
8				
9				
10				
11				
12				
13				
14				
15				
16				
17				
18				
19				
20				

FEES

Entry Fee.....	\$5.00	\$ _____
1-10 Entries.....	\$5.00	\$ _____
11-20 Entries.....	\$10.00	\$ _____
21-30 Entries.....	\$15.00	Daily/Week Pass \$ _____
# of additional entries..... X .50 ea.		Total \$ _____

Entry fees must be paid when entering. Make checks payable to Lenawee County Fair

Signature of Exhibitor _____

Check here if you would like to donate your premiums back to the fair for upgrades to the open static buildings.

ADDITIONAL SPACE FOR STATIC ENTRIES

DIRECTIONS: Entries improperly entered will not be accepted or corrected by office staff. When listing exhibits, group together each separate department.

	Dept.	Sect.	Class	Class Description
1				
2				
3				
4				
5				
6				
7				
8				
9				
10				
11				
12				
13				
14				
15				
16				
17				
18				
19				
20				
21				
22				
23				
24				

FEES


Entry Fee.....\$5.00
 1-10 Entries.....\$5.00
 11-20 Entries.....\$10.00
 21-30 Entries.....\$15.00
 # of additional entries..... _____ X .50 ea.

\$ _____
 \$ _____
 \$ _____
 Daily/Week Pass \$ _____
 Total \$ _____

Entry fees must be paid when entering. Make checks payable to Lenawee County Fair

Signature of Exhibitor _____

Check here if you would like to donate your premiums back to the fair for upgrades to the open static buildings.



Lenawee County 4-H And FFA Division

MSU Extension 4-H Office 517-264-5300

1040 S. Winter St., Suite 2020, Adrian, MI 49221





Fair Registration Process

All fair registrations MUST be submitted by **4PM on July 1st**. Please make sure you are registering all family members before clicking the submit button.

Tips for Exhibitors Making Online Entries:

Recommended browsers: Google Chrome or Mozilla Firefox. Older versions of Internet Explorer may cause unexpected behavior. Register all entries for each exhibitor in the family before proceeding to the Payment section. There will be no charge for 4-H Entries. Be sure to click the "Submit" button when you have completed your entries. Entries are not final until they have been submitted. Check your email inbox for a confirmation email with a list of your entries.

Exhibitor Entry

1. You may access the Lenawee 4-H fair from <http://lenaweecounty4h.fairentry.com> or go to www.Fairentry.com and Click "Find your Fair".
2. Filter by State, click search, and then click on 2026 Lenawee County 4-H Fair.
3. If you have a 4Honline family account, select to "Sign in with 4Honline" and enter your login information. **NOTE:** If you forgot your password for your 4HOnline account, you need to go to 4HOnline to set a new password. Then use the new password (not the temporary password) to log in to FairEntry.
4. If you do not have a 4HOnline account contact the 4-H office at 517-264-5300 for assistance.
5. Click "Begin Registration"

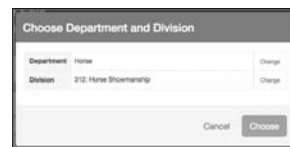


Step One – Entering Exhibitor Information

Check to make sure exhibitor information is correct, especially addresses! Click edit and adjust if it not.

Step Two– Creating Entries for Exhibitors

- Click "Add an entry" beside the correct exhibitor.
- Click select beside the first department you wish to enter.
- After you select a department, you will see a list of divisions to select from, and then a list of available classes. *Also notice that there are blue "Change" links in case you mistakenly select an incorrect department, division or class.*
- After you have selected the class, click the green **Choose** button.
- At this point you will continue on with the Multiple entry process.
- Click *Change* to select the club to which these entries will be associated.
- If this is an animal entry, click "Add animal" and enter the animal's details. If you are selecting a market animal, make sure you select the tag Number that corresponds with that animal!
- Select which animals will be part of this entry. These animals will be available for this exhibitor to use in other entries if needed.
- If it is a static projects, simply select the classes that you would like to create for this exhibitor. Click Continue.
- Review the entries. If you need to make any changes, click cancel. If everything is correct, click Create Entries.
- If you need to add another exhibitor, click on the exhibitors button at the top left and repeat the steps to create a new exhibitor.
- If you need to add more entries for an existing exhibitor, click "Add an entry".



Submitting Entries

- Review your entries for completeness and accuracy. *Notice the Summary and Detail buttons at the top of the list on the right. If there are errors, click on the green entries section at the top of the page. Click Continue when all information is correct.*
- Once all entries have been entered for exhibitors in your family, submit the invoice for approval.
- You will receive an email message when the entries have been submitted for approval.





Contents



Static Project Judging Schedule	5	Dept 22: Dogs	36-37
Animal/Livestock Judging Schedule	6	YOUTH STATIC (NON-ANIMAL) RULES	38
4-H Rules & Regulations	7	Dept 60: Sewing & Needle Arts	38-39
4-H Youth Wristbands	7	Dept 61: Foods & Nutrition & Culinary Arts	39-41
Project Record Books	8	Dept 62: Art	41-42
Youth Livestock & Small Animal Rules	8	Dept 62: Ceramics	42-43
Showmanship Info & Exhibitor Checks	9	Dept 63: Crafts	43
Animal Drug Policy	9	Dept 63: Wood Science	43
Livestock Auction Information	10-11	Dept 64: Photography	44
Dept 2: Dairy	11-12	Dept 67: Floriculture	44-45
Dept 4: Dairy Feeder Calf	13-14	Dept 68: Horticulture	45-48
Dept 4: Market Beef & Beef Feeders	14-16	Dept 69: Youth Sciences	48-49
Dept 4: Beef Breeding	16	Dept 69: Power	49
Dept 6: Market Sheep	17-18	Dept 73: Shooting Sports	50
Dept 6: Sheep Breeding	19	Dept 73: Performing & Communication Arts	51
Dept 8: Dairy/Angora/Pygmy/Meat Goats	20-22	Dept 82: Miscellaneous Projects	51-55
Dept 10: Swine	22-24	Dept 82: Static Project Entrepreneurship	55
Dept 12: Poultry	24-28	Dept 82: Cloverbuds	56
Dept 12: Poultry Cloverbuds	28, 56		
Dept 14: Rabbits	28-31		
Dept 16: Light Horse & Pony	31-35		
Dept 16: Draft Horses	35		

Adaptive Judging means a tailored judging experience to fit each child's unique needs. We believe in creating an inclusive atmosphere where every participant can shine, regardless of how they process information or communicate. This program is specifically designed for youth who may face hurdles during the traditional judging process.

Is this program right for your child? We encourage you to consider Adaptive Judging if you can answer "yes" to any of the following:

- Are there **barriers** affecting your child's ability to successfully experience the judging portion of projects?
- Does your child utilize **testing accommodations** at school (such as extra time or a quiet environment)?
- Has your child been diagnosed with a **learning disability**, or do they have **physical or sensory needs** that require a modified approach?

Our goal is to remove the stress of the *process* so your child can focus on the pride of their *project*.



BBQ CHICKEN DINNER

SUNDAY JULY 26TH 11AM UNTIL GONE
HALVES \$12 QUARTERS \$10



4-H CENTER
LENAWEE CO. FAIRGROUNDS
602 N DEAN ST ADRIAN MI



Project Parent Food Service

4-H Center

Monday through Saturday

Breakfast is served from 8-9:30

Price \$7

Lunch is served 11AM-1PM

All lunches come with the salad bar




Cost is \$12

Salad bar only \$10

Meal tickets are available for \$100 for 12 meals or \$150 for 18 meals

Project Parents Fair Week Menu



	Monday	Tuesday	Wednesday	Thursday	Friday	Saturday
Breakfast 8-9:30AM	Breakfast Sandwich, Tater Tots, fruit, drink	Pancakes, sausage patty, fruit and drink	Breakfast casserole, fruit and drink	Sausage gravy and biscuit, fruit and drink	Scrambled eggs and toast, sausage, fruit and drink	Chef Choice
Lunch 11AM-1PM	Taco or Nachos, rice and beans, salad bar, dessert and drink.	Ham, cheesy potatoes, veggie, salad bar, dessert, drink	Salisbury Steak, Mashed potatoes and gravy, veggie, salad bar, dessert, and drink	Hot Roast Beef Sandwich, veggie, salad bar, dessert & drink	Lasagna or spaghetti, garlic bread, veggie, salad bar, dessert and drink	Chef Choice
Dinner Friday only					Sandwich, chips, dessert & Drink \$8	

Monday through Saturday
Breakfast is served from 8-9:30
Price \$7

Lunch is served 11AM-1PM
All lunches come with the salad bar
Cost is \$12

Salad bar only \$10
Meal tickets are available for \$100 for 12 meals or \$150 for 18 meals



4-H Youth Static Projects Judging



More information will be available in the Cloverbeat Blast Newsletter and on the Lenawee County 4-H Facebook page. Static project exhibitors are not required but are encouraged to be present for evaluation.

FRIDAY, JULY 24 1:00—7:00 pm

- Teen Superintendents have priority from 12:45-1:00 pm to have their projects evaluated.
- Dinner Break is 5:00-5:30 pm

YOUTH EXHIBIT BUILDING A

- Art
- Ceramics
- Crafts
- Sewing & Needlework
- Static Project
- Entrepreneurship
2-7PM

YOUTH EXHIBIT BUILDING B

- Cloverbuds (5-7 yrs.)
- Miscellaneous
- Photography
- Wood Science

FRIDAY, JULY 24 5:30—7:00 pm

YOUTH EXHIBIT BUILDING B

- Outdoor Education/Recreation & Shooting Sports
- Youth Sciences (Entomology, Vet Science, Beekeeping & Human Science)

Sunday, Aug 2 1-3PM ONLY

ALL STATIC PROJECTS NEED TO BE PICKED UP IN THEIR RESPECTIVE BUILDINGS. NOT RESPONSIBLE FOR ITEMS LEFT AFTER 3PM

SATURDAY, JULY 25 10:00 am — 4:00 pm

- Teen Superintendents have priority from 9:45-10:00 am to have their projects evaluated.
- Lunch Break is 12:30-1:00 pm

YOUTH EXHIBIT BUILDING A

- Foods & Nutrition
- Floriculture
- Horticulture
- Crafts
- Static Project
- Entrepreneurship **11-4PM**

YOUTH EXHIBIT BUILDING B

- Cloverbuds 10-12:30
- Miscellaneous
- Photography

SATURDAY, JULY 25 10:00 am — 2:00 pm

YOUTH EXHIBIT BUILDING A

- Power

MONDAY, JULY 27 4pm

BANDSHELL

- 4-H Project Runway
- Performing & Communication Arts



4-H Animal/Livestock Judging Check In & Out Schedule



FRIDAY, JULY 24 Check In

4:30-8:30 PM	Poultry check-in	Kiwanis Building
6:30-8:30 pm	Rabbit check-in	Rabbit Barn

SATURDAY, JULY 25 Check In

8:00 AM	All Poultry Judged	Kiwanis Building
---------	--------------------	------------------

Entries In Place	Project	Weigh-Ins
5-8 AM	Goats	At time of entry
By 11AM	Sheep Market	10AM-NOON
By 3PM	Beef Feeding	3-4PM
5-8:00 pm	Dairy Feeder	At time of entry
By 7:00 pm	Horses	
By 7PM	Poultry Judging Books	Turn into Kiwanis Bldg

SUNDAY, JULY 26 Check In

5-8:00 am	Swine
By Noon	Beef Breeding
By Noon	Sheep Breeding
By 1:00 pm	Dairy

SUNDAY, JULY 26

8:30 am	Check-In time for ALL Dog Classes	Dairy Arena
8:30 am	Rabbits	Show Barn
9:00 am	Dog Costume Class	Dairy Arena
9:30 am	Dog Agility & Obedience	Dairy Arena
3:00 pm	Poultry Flying Contest	Dairy Arena
4:00 pm	Call-A-Goat Contest	Dairy Arena
4:00 pm	Sheep Lead Class	Show Barn

MONDAY, JULY 27

9:00 am	Sheep Showmanship & Market - Show Barn
9:00 am	Horse & Pony Horse Arena
9:00 am	Beef Breeding Beef Exercise Arena
2:00 pm	Goat Judging Show Barn

TUESDAY, JULY 28

8:30 am	Market Swine	Show Barn
9:00 am	Dog Handling & Rally	Dairy Arena
9:00 am	Horse & Pony	Horse Arena
2-5:00 pm	Goat Obstacle Course	Dairy Arena
5:30 pm	Dairy Feeder Adult Showmanship Class	
7Pm	Cloverbud Poultry Showmanship	Kiwanis BLDG

WEDNESDAY, JULY 29

9:00 am	Horse & Pony	Horse Arena
9:00 am	Dairy	Dairy Arena
9:00 am	Market Beef	Show Barn
5:00 pm	Small Animal Sale	Show Barn

THURSDAY, JULY 30

8:30 am	Dairy Feeder Calf	Dairy Arena
9:00 am	Horse and Pony	Horse Arena
3:00 pm	Poultry & Rabbit Fashion	Kiwanis Bldg
3:30 pm	Dress A Goat Contest	Kiwanis Bldg
5:30 pm	Dairy Feeder Calf & Milk Sale	Show Barn

FRIDAY, JULY 31

9:00 am	Goat Skill-a-thon	Goat Barn
9:00 am	Sheep Breeding	Ag Tent
5:00 pm	Junior Livestock Sale	Show Barn

SATURDAY, AUG 1

11:00AM	Champion Showmanship Sweepstakes	Various Locations
1:00 pm	Pedal Power Tractor Pull	Dr. between Bldg. B & A Dairy Arena
3:00 pm	Egg Toss	Dairy Arena
10:30 pm	Livestock Released	

SUNDAY, AUG 2

1-3:00 pm ALL static projects released

Fair not responsible for Projects left after 3pm Sunday.



4-H Youth Projects



Welcome to the 4-H Division of the Lenawee County Fair!

- Questions regarding the 4-H Division should be directed to the MSU Extension 4-H Office, 1040 S. Winter St., Adrian. 517-264-5300.
- Premium amounts listed are subject to change by the Lenawee County Fair Board.

GENERAL REGULATIONS

- A. Exhibitors in the 4-H Departments & Divisions must follow guidelines established for 4-H exhibition. All projects displayed shall be the work of the exhibitor & finished during the current 4-H year (Sept. 2025 to July 2026)
- B. Youth Exhibitor age is their age on January 1st of the current year. Youth between the ages of 5 -7 as of January 1st are eligible to exhibit under the Cloverbud dept. Exhibitors ages 8-19 will exhibit in the 4-H Division. All exhibitors in the 4-H division must belong to a 4-H club or FFA chapter recognized by the 4-H program in Lenawee County. FFA members may exhibit in the 4-H department, but must follow all guidelines. Exhibitors who are 4-H and FFA members may only exhibit one entry per class except where noted.

ENTRIES

Deadline for registration of ALL YOUTH DIVISION ENTRIES is July 1st, 4PM.

- All entries are confined to the listing of classes in the Fair Premium Book. All static projects will be judged and placed on exhibit prior to or at the time of judging as indicated on the judging schedule.
- **All members will register through an online entry process through fairentry.com.** If you are a registered 4-H member, log in using your 4honline email and password. If you are a FFA member and not enrolled in 4-H online you will need to complete an online profile. See Page 2 for fairentry.com instructions or contact the 4-H office.
- Refer to listing of classes in the Fair Premium Book. Each entry must be identified by Department, Division, and Class Number.
- Livestock exhibits are to be brought into the fairgrounds at the times listed in specific sections. Please see those sections to be sure your animals are in on time.
- When entering classes for group or club exhibits, displays, performing arts acts, etc. have one member complete only one entry.
- Superintendents have the authority to request

exhibitors to remove their exhibits and forfeit their premiums due to poor care of exhibit, illness or dangerous behavior.

- Livestock projects will be released at 10:30 pm on the last Saturday of Fair. Static projects will be released on Sunday between 1:00 – 3:00 pm
- Fair is not responsible for projects left after 3:00 pm on Sunday. No premiums will be paid for exhibits removed prior to release time with the exception of exhibits released for showing at other events on Fairgrounds.

PROTESTS

Protests must be made in writing and submitted to Londa Pickles, MSU Extension Fair committee chairperson, within 10 days from the time of alleged infraction. Any exhibitor may file a complaint regarding any of the following:

- a. Conflict of interest of the judge.
- b. Disqualification of an exhibit or exhibitor.
- c. Exhibitor, group leader, or superintendent behavior.
- d. Eligibility of the exhibit.

All protests will be considered at a time set by committee chairperson and all interested parties will be notified. If the individual filing the complaint is not satisfied with the actions resulting from their original complaint, the exhibitor filing the complaint may make an appeal to the Michigan Department of Agriculture's Fair department within 45 days of filing the initial complaint. The department shall have 60 days after receipt of any appropriately filed appeal to investigate the complaint, and shall issue a finding of fact and notice of department action and any recommended action for the association. In the event that any protest requires tests or incurs other costs to verify, the protester will pay for any finding proving infraction of these rules.

4-H EXHIBITOR WRISTBANDS

4-H members are admitted free, with official wristbands, provided by the Fair. Removal of wristbands will only be authorized for athletic practices or employment. 4-Hers will need to obtain a permission slip from the 4-H Office to be filled out and signed by coach or employer. This slip plus your cut off wristband must be presented to gate personnel.

**Wristband pickup Available at the 4-H Center patio:
Friday, July 24 from 1:30—7:00 pm
Saturday, July 25 from 10 am—6 pm**

LIVESTOCK EXHIBITORS PARKING

Parking at the North end Livestock area will be from 10PM to 10AM only. ALL vehicles will need to be moved by 10AM or vehicles will be towed.



PROJECT RECORD BOOK

LEARNING OBJECTIVE

Develop the ability to set goals, design & carry out a plan of action for a project, summarize, & self-evaluate. Project Record Books are available online or by contacting the MSU Extension 4-H Office.

Beef, Sheep, Swine, Dairy Feeder, Goats, Poultry

All 4-H & FFA livestock project members are encouraged to enter a Project Record Book. The purpose of this competition is to encourage record keeping as a good business practice. Unless noted in specific departments/divisions, Project Record Books are optional.

Record Books will be judged on the following scale:

- | | |
|-----------------|-----|
| 1. Accuracy | 45% |
| 2. Neatness | 20% |
| 3. Completeness | 35% |

The final market weight used to determine market price will be based on the animal's weight at weigh-in.

Static (non-livestock) Projects

All 4-H & FFA members are encouraged to enter a Project Record Book. Unless noted in specific departments/divisions, Project Record Books are optional.

Record Books will be judged on the following scale:

- | | |
|-----------------|-----|
| 1. Accuracy | 45% |
| 2. Neatness | 20% |
| 3. Completeness | 35% |

4-H YOUTH LIVESTOCK & SMALL ANIMAL DEPARTMENTS

GENERAL RULES

1. All cattle, goats, bison, sheep & swine are required to have official identification. See Michigan Department of Agriculture Health Requirements for Livestock Exhibited. <https://www.michigan.gov/mdard/animals/exhibitions>
2. Any other tests required will be stated by specie.
3. All livestock exhibitors must be in compliance with animal health requirements as defined by the Michigan Department of Agriculture. For a complete copy of these rules contact the MSUE 4-H Office or go to <https://www.michigan.gov/mdard/animals/exhibitions>
4. Only approved normal feeds & water for animals may be used. Any use of other unnatural substances may be brought to the attention of the superintendents and may be cause for the animal to be eliminated from both show and sale.
5. All exhibitors will be expected to abide by barn rules posted in animal areas.
6. All hay, grain and straw must be provided by the exhibitor. Bedding will not be provided by the Fair Board. The Cloverbeat Blast newsletter will have information if

any 4-H based barns decide to provide bedding.

7. No championships will be awarded unless there is competition and unless the judge feels winners are worthy of championship.
8. Every article or animal upon the Fairgrounds will be under the control of the Fair Board and every precaution will be taken for the safekeeping, but the Len. Co. Agri. Society will not be responsible for any loss or damage that may occur, and upon this condition only will entries be received.
9. All market livestock projects must be owned by the exhibitor.
10. Any medication must be brought to the attention of the superintendent before being administered.
11. Superintendents reserve the right to spot check animals.
12. DECISIONS IN EACH DEPARTMENT FINALIZED BY THE SUPERINTENDENT (S) RESPONSIBLE.

CLUB DISPLAYS – BEEF, SHEEP, SWINE

1. All clubs and FFA are automatically entered in Club Displays.
2. Purpose of this contest is to promote and exhibit the livestock industry and products to the general public.
3. Exhibit may be three dimensional or flat depicting some phase of the livestock industry.
4. Exhibit in place no later than 3 p.m. Monday.

HERDSMANSHIP

Beef, Sheep, Swine, Dairy Feeder, Goats, Horse & Pony

- A. All clubs and FFA groups are automatically entered in the HERDSMANSHIP project.
- B. This project is intended to encourage youth and club pride in the proper care and exhibiting of livestock.
- C. All participants will be judged on a daily basis as described below:
 1. Attitude and conduct of members - club spirit, cooperation, willingness to work, and attitude toward other club projects exhibits and youth.
 2. Condition of Animals - clean, well-groomed animals, properly stalled.
 3. Condition of Stalls - clean, neat stalls and walkways.
 4. Proper identification and displays.
- D. Judging will begin upon arrival and close when exhibits are released.



SHOWMANSHIP

Beef, Sheep, Swine, Dairy, Dairy Feeder, Goats, Poultry, Horses and Rabbits

- A. Pre-fair registration for showmanship is required for all livestock, and the animal must be registered for a market or breeding youth class to be shown by that member.
- B. All entrants in animal classes must personally care for, fit, & show their own animals.
- C. Members with four (4) years or less experience in project may need coaching to do their best. Appropriate help may be sought from Lenawee County 4-H members, club leaders or parents/guardian. Exhibitor must be involved.
- D. **NO** professional fitters.
- E. Age is determined by 4-H age as of January 1 of current year.
- F. Awards will be determined on the basis of:
 - 1 Fitting of animals
 - 2 Training of animal
 - 3 Showmanship of exhibitor
 - 4 Attitude demonstrated by exhibitor
 - 5 Knowledge of project
- G. Any 4-H or FFA exhibitor may participate in showmanship classes with their own animal.
- H. Everyone will compete in their age bracket.

CHAMPION SHOWMAN SWEEPSTAKES LAST SATURDAY OF FAIR - Show Barn and various locations - 11AM

(Need not pre-register for Champion Showman)
Champions of Beef, Sheep, Swine, Dairy, Dairy Feeder, Goats, Horse, Draft Horse, Rabbits, and Poultry Showmanship will be eligible. Contestants will show eight (8) species of livestock. Highest combined score will be the winner. Champion Showman Banner & Trophy

FAIR PREMIUM CHECKS

ALL 4-H & FFA EXHIBITORS

Livestock Premiums
Blue \$4 Red \$2.60 White \$1.30
Static Premiums
Blue \$3 Red \$2 White \$1
Cloverbuds receive Ribbons ONLY

LIVESTOCK AUCTION CHECKS

4-H & FFA EXHIBITORS IN

JR. LIVESTOCK, SMALL ANIMAL, DAIRY FEEDER

Exhibitors' Auction checks will be available at a Fall open house. Exhibitors are required to provide copies of their Thank You cards/letters to all contributors (buyer & add-ons) to their project and a W-9 if check is \$2,000 or more.



Guidelines:

1. A gift, basket, or other item given to the buyer in the Show Barn immediately after the Auction does not qualify as the Thank You card/letter.
2. All contributors (buyers & add-ons) need to be sent a Thank You card/letter. Check with the 4-H Office if you need more information.
3. A copy or picture of your Thank You card/letter must be sent to the 4-H Office.
4. Poultry and Rabbit exhibitors also need to have the Delivery Slip signed and turned in.
5. Each Thank You card/letter needs to include the Buyer's name and the exhibitor's name to be recorded correctly.
6. The person picking up the check will have to sign for the release of the check.
7. **Checks must be picked up and cashed with in 60 days.**

STATIC ENTREPRENEURSHIP AUCTION CHECKS

Exhibitors' Auction checks will be available at the MSU Extension office. Please check the Cloverbeat Blast newsletter for the check pick up date. Exhibitors are required to provide copies of their Thank You to the Buyers.

Guidelines:

1. All contributors (buyer & add-ons) need to be sent a Thank You card/letter. Check with the 4-H Office if you need more information.
2. A copy or picture of your Thank You card/letter can be sent to the 4-H Office or Project Superintendent.
3. Each Thank You card/letter needs to include the Buyer's name and the exhibitor's name to be recorded correctly.
4. The person picking up the check will have to sign for the release of the check.
5. **Checks must be picked up and cashed within 60 days.**

JR. LIVESTOCK & DAIRY FEEDER ANIMAL DRUG POLICY

Jr. Livestock and Dairy Feeder Calf Associations reserve the right to drug test fair animals under the Industry Act, Act 466 of 1988, as amended, in Section 40(3). Exhibitors are responsible for their animal from time of purchase through marketing. By registering to show your animal(s) at the Lenawee County Fair, you are authorizing the Jr. Livestock and Dairy Feeder Calf Associations the right to drug test your animal(s). An independent lab will run the necessary test. Jr. Livestock and Dairy Feeder Calf Associations are responsible for the cost of the initial test. If a positive reading is received, the individual is then responsible for the cost of the second test. With two (2) positive results, the Jr. Livestock and Dairy Feeder Calf Associations reserve the right to disqualify any animal, either live or slaughtered, found in violation of the use of drugs, and/or chemicals. Disqualification will result in voiding of the placing(s) of the animal(s) in question; forfeiture of any and all ribbons/trophies/special awards; an assessment of a fine equal in amount to the total sale; and disbarment of the exhibitor from exhibiting at the Lenawee County Fair Jr. Livestock and Dairy Feeder Calf Shows for a period of three (3) years. Other animals will not be moved up in placing.

Auction Information

Small Animal

Wednesday 5:00 pm

Dairy Feeder & Milk

Thursday 5:30pm

Jr. Livestock

Friday 5:00 pm

- A. To participate in each individual auction, all published deadline dates, registration requirements, rules & regulations must be met.
- B. All Market Grand and Reserve Grand, and Champions must sell.
- C. Each 4-H board will determine the methods, time and place for the selling of the market animals sold at the Lenawee County Fair.
- D. Exhibitor will be allowed to sell one lot in each auction. Exception: Jr. Livestock auction, if an exhibitor has a second animal in the barn where they are Grand and/or Reserve Grand champion, they will be allowed to sell the additional animal from that barn.
- E. It is the exhibitor's responsibility to care for and feed their animals the entire week of fair. Improper care may result in animals being sent home and forfeiture of premiums.
- F. No sick animals will be sold.
- G. To be eligible for auction, all animals must have been entered and shown in their respective market classes.
- H. Each association reserves the right to charge a per head stalling fee for market animals to go to 4-H Barn and Show Improvement funds. The fee will be deducted from the exhibitor's auction check, no matter what specie the participant sells.
- I. Each exhibitor is required to sell their own project.
- J. Exhibitors wishing to withdraw an animal from an Auction must notify the superintendents in charge of that project area at weigh in.
- K. Exhibitors selling animals will be required to pay a percentage of their sale price to help cover expenses.
 - Small Animal: 5% of the sale price.
 - Dairy Feeder: 2% of the sale price.
 - Jr. Livestock: 2.5% of the sale price.
- L. Exhibitors are required to provide copies of their Thank You cards/letters to all contributors (buyers & add-ons) to their project. See Livestock Auction Checks on page 7.
- M. All exhibitors are welcome to serve refreshments and help with other duties at the auction, but the following are required. **Check in and out is required.** If you are unsure if you must serve, please check at the refreshment table during the auction. If exhibitor does not fulfill required work duty, exhibitor will forfeit \$25.00 from check.
 - **Small Animal & Dairy Feeder:** The auction sale orders are determined by a random draw. This year if the exhibitors sale order number is an even number, then exhibitors are required to serve

refreshments or other assigned duties during the auction for 10 minutes. Small Animal Exhibitors please check your back tag for time to serve. Dairy Feeder Exhibitors will serve 10 minutes after selling, after returning their calf to the barn.

- **Jr. Livestock:** The auction sale order is determined by a random draw. This year, if the exhibitor's sale number ends with either a 5 or 0, then exhibitors are required to serve refreshments or other assigned duties during the auction for 15 minutes.

Small Animal Auction – the auction will include all meat rabbits, meat type chickens, ducks, geese, turkeys, and goats. Only meat pens will be sold. No C Pens can sell.

Dairy Feeder Calf - Milk from the Dairy Department will be sold during the Dairy Feeder Calf Auction. A member involved in both Dairy Feeder and Dairy, must notify both department superintendents which project area they will be receiving auction money from. Exhibitors are not allowed to sell a Dairy Feeder Calf as well as receive auction money from the Dairy Milk Sale. Any exhibitor in the overweight class will sell their animal for the maximum weight of 600 pounds. At weigh-in, Exhibitors will determine if they are selling. Based on Market price, exhibitor can withdraw from auction up to 5PM Tuesday.

Jr. Livestock – Arrangements can be made through the Jr. Livestock Association for animals to be shipped direct. Due to limited processing appointments, animals that go through the auction will take precedent. If spots are available, ship directs will be filled in. A **\$10.00 per head** shipping fee will be assessed to cover expenses. You must notify superintendents in your specie area at weigh in if animal is to be shipped direct.

NEW REQUIREMENT THIS YEAR – IRS Guidelines

To ensure we are following current IRS regulations, please note the following update: If a "seller" earns \$2,000 or more in total proceeds from the sale of project animals within a calendar year, the IRS requires that the exhibitor be issued a 1099-MISC form. If an exhibitor receives \$2,000 or more in combined auction proceeds, they will need to complete a W-9 form before their check can be released. We appreciate your cooperation in helping us meet these federal requirements. If you have any questions about this updated policy, please contact the 4-H office.



Step by Step Guide of the Small Animal Auction

The below information is a step-by-step guide to assist members through the Small Animal Auction. If you have any questions, please contact Small Animal Superintendents, Board Members or the 4-H office.

1. Set Up will begin at approximately 3:00 p.m. in the Sale Barn. Help is needed.
2. Poultry exhibitors must pick up their auction number tag between noon and 4:00 on the day of the auction.
3. Rabbit and Goat exhibitors must pick up their auction number tag at 4:00 p.m.
4. All exhibitors will be told what time to report to the 4-H Center to be lined up and sent to the Sale Barn.
5. The auction sale orders are determined by a random draw. This year if the exhibitors sale order number is an even number, then exhibitors are required to serve refreshments or other assigned duties during the auction for 10 minutes. Small Animal Exhibitors please check your back tag for time to serve.
6. **STAY IN LINE** when you reach the Sale Barn. It will not be a very long wait.
7. Some varieties of animals will be kept in the Sale Barn for multiple exhibitors to use during the Auction. This helps protect the health of all 4-H project animals. Check with your Superintendent prior to Wednesday to see if your variety will already be available. If you have a specific breed not represented or a goat, you will need to bring your animal with you.
8. After animal is sold, leave animal with the Board representative and go with the teen leader to thank your buyer.
9. Thank the Buyer, give them their rosette/banner, and step back to the edge of the aisle and wait for the teen leader to get the information from the buyer.
10. Take the animal destination slip to the Animal Destination table and wait for further instructions.
11. Saturday when animals are released please check with Superintendents regarding the destination of your market pen. If poultry and rabbits are to be processed and delivered to the buyer or charity it is your responsibility to have this done by date on checkout slip.
12. You must have the buyer or charity representative sign the Delivery Slip (supplied to you at fair check out). This form must be mailed to the designated location by the designated date, in order to receive your auction check.
13. Youth must show a copy of Thank You card/letter to the Buyer in order to receive their auction check.

4-H DEPARTMENT 2

Dairy



SUPERINTENDENTS

Tori Racine

Jamie Hoover

JUDGING —Wed. July 29, 9 am @ Dairy Arena

All animals to be in Dairy Barn by Sunday at 1 pm

RULES

- A. Dairy project youth may enter and exhibit a total of three animals.
- B. No dairy animal is eligible for a premium unless born previous to April 16th, current year, except offspring of exhibitor's cow.
- C. No animal is eligible to show at the Lenawee County Fair unless the exhibitor has had the animal in their possession on or before May 15 of the current year.
- D. All 4-H dairy animals must be on exhibit the entire fair week.
- E. Exhibitors keeping production records must exhibit the feed, milk, and butterfat records to be eligible for the production class. The records submitted for this class must be turned in to the 4-H Dairy Superintendents on Monday of Fair week.
- F. The Produce of Dam Class shall consist of two off-spring from exhibitor's cow.
- G. Dry cow – a cow shown dry must be reported dry on the DHI forms or will be reported by the show management as a dry cow to the appropriate official for testing within the state in which the cow is tested & the lactation will be terminated the day of the show.
- H. Aged Cow – 100,000 pound cow, any cow, any age, with official lifetime credits over 100,000 pounds of milk as of show day. Cow must be accompanied by DHIA records or official pedigree. Entries in this class are not eligible for other classes.
- I. The club or school herd will consist of three females from at least two exhibitors. Only one entry permitted per club.



1:Dairy Cattle: Production

PLEASE NOTE: BREEDS BELOW APPLY TO CLASSES 1-18

Ayrshire	Holstein
Brown Swiss	Jersey
Fleckvieh	Milking Shorthorn
Guernsey	Miniature Dairy Breeds

CLASS

1. Jr. Heifer Calf born on or after 3/1/2026
 2. Int. Heifer Calf born 12/1/2025– 2/28/2026
 3. Sr. Heifer Calf born 9/1/2025– 11/30/2025
 4. Summer Yearling Heifer born 6/1/2025– 8/31/2025
 5. Jr. Yearling Heifer born 3/1/2025 – 5/31/2025
 6. Winter Yearling Heifer born 12/1/2024– 2/28/2025
 7. Sr. Yearling Heifer born 9/1/2024– 11/30/2024
 8. Junior Two Year Old Cow born 3/1/2024 – 8/31/2024
 9. Senior Two Year Old Cow born 9/1/2023– 2/28/2024
 10. Dry Three & Four Year Old Cow born 9/1/2021 – 8/31/2023
 11. Three Year Old Cow born 9/1/2022– 8/31/2023
 12. Four Year Old Cow born 9/1/2021– 8/31/2022
 13. Five Year Old Cow born 9/1/2020– 8/31/2021
 14. Dry aged cow – 5 years & over born before 9/1/2021
 15. Aged Cow – born before 9/1/2020
 16. Produce of Dam
 17. Cow and One offspring
 18. Best Udder of Show
- **Jr. Champion Female (winners of classes 1-7)**
 - **Reserve Jr. Champion Female (winners of classes 1-7, except Jr. Champion, plus the second place animal in the Jr. Champion's age class)**
 - **Sr. Champion Female (winners of classes 8-15)**
 - **Reserve Sr. Champion Female (winners of classes 8-15 except Sr. Champion, plus the second place animal in the Sr. Champion's age class).**
 - **Grand Champion Female**
 - **Reserve Grand Champion Female**

DIVISION 2:DAIRY SHOWMANSHIP

RULES

- A. PRE REGISTRATION IS REQUIRED
- B. Rosettes for all classes.

CLASS

1. Jr. Showmanship (age 8-11)
2. Int. Showmanship (age 12-15)
3. Sr. Showmanship (age 16-19)

Champion Showman (all ages)

Cloverbud Showmanship (age 5-7) See page 56 for registration Dept 82 Division 53 class 1

DIVISION 3: PRODUCTION CLASS

Exhibit to include cow & records. Awards to be based on actual butterfat production. All records to be computed on a 305 day lactation basis.

CLASS

1. 2 year old cow
2. 3 year old cow
3. 4 year old cow

DIVISION 4: DAIRY POSTER

LEARNING OBJECTIVE

Demonstrate with their project what they have learned through their study of the dairy industry.

- A. Purpose of project is to promote dairy industry & products to the general public.
- B. Exhibit may be mobile, 3-D or flat depiction of a phase of dairy industry.
- C. Exhibit in place by 3 pm, Monday

CLASS

1. Poster Display

DIVISION 5: CLUB DISPLAY

LEARNING OBJECTIVE

- A. Only one registration per club.
- B. 8 to 12 ft. Area for club to show dairy industry or 4-H club related theme (club activities, club members, thank you to milk buyer, the dairy industry).
- C. Must be exhibiting dairy under Department 2 for this section.
- D. This display will not be judged, but neatness will apply to herdsmanship.

CLASS

1. Club Display—all ages

DIVISION 6: CLUB HERD

CLASS

1. Any Breed

DIVISION 7: COSTUME

CLASS

1. Costume

DIVISION 8: PROJECT RECORD BOOK

LEARNING OBJECTIVE

Exhibitor will keep a complete set of records regarding their project as a good business practice. Project Record Books are available online or by contacting the MSU Extension 4-H Office.

- a. Records must be turned in at Check-in to the Superintendents.
- b. For record judging criteria see page 8.
- c. Exhibitors need not be present during evaluation of records.

CLASS

1. Project record book



4-H DEPARTMENT 4

Dairy Feeder Calf

SUPERINTENDENTS

Bryce Downard Kaitlyn Bulmon Shane Morse

JUDGING—Thurs. July 30 @ 8:30 am - Dairy Arena

REGISTRATION & TAGGING

- A. All calves must have been purchased, tagged, registered and full body picture showing markings and DFC tag submitted by **April 15th** and under the care of the 4-H member in order to show and sell. Two tags are required: Dairy Feeder Calf Association and a Radio Frequency Identification (RFID).
- B. A maximum of two (2) calves tagged per exhibitor regardless of dual membership in 4-H and FFA. When tagging two calves, both must be in the same location at all times.
- C. **Swing Calf** – Each dairy feeder project member in the family is required to tag one calf in their own name. One additional calf can be tagged under all the dairy feeder project members in their immediate family (brothers/sisters). If a family is unable or chooses not to tag a back up or swing calf, and something happens to a tagged animal, the exhibitor can request from the DFC board to tag a new animal, but the DFC board reserves the right to have the exhibitor show in the over/under weight class and is not eligible for championship.

GENERAL RULES

- A. There will be a mandatory meeting Saturday night after weigh in.
- B. First and Second year Dairy Feeder Calf Exhibitors are required to attend one educational workshop offered by the Dairy Feeder Calf Association. All other members are encouraged to attend.
- C. All calves must be from American dairy breed animals, or a cross of these breeds. The 6 American breeds are as follows: Guernsey, Brown Swiss, Ayrshire, Holstein, Jersey and Milking Shorthorn. **No cross breeds** with any beef type or other dairy breeds are allowed. Final decisions will be at the discretion of the superintendents and/or veterinarians.
- D. **Steer calf only.** No bulls or stags will be permitted.
- E. Animals must be castrated no later than May 1st of the current project year. No Clamping Allowed. Castration sites must be completely healed and dry at time of weigh-in.
- F. Animals must be dehorned no later than May 1st of the current project year. Dehorning sites must be completely healed and dry at time of weigh-in. Maximum 1 ½" re-growth allowed (measured from the base) or calf will be turned away.

- G. **If you do not show in your market class, you will not be allowed to sell.**
- H. If exhibitor is unable to show their own animal in market class, the exhibitor must notify the superintendents **prior to the class**. Anyone assisting an individual in showing, must be a Lenawee County 4-H or FFA member.
- I. Any special circumstances can be brought in front of the DFC Association Board.

CHECK-IN, HEALTH CHECK & WEIGH-IN

- A. All animals are to be in Dairy Barn between **5:00 pm** and no later than **8:00 pm** on the first Saturday of fair. Clubs will be assigned times to bring calves in. No animals are allowed in the barn unless checked in by the Superintendent or Veterinarians. Proof of vaccination form must be signed and turned into the Superintendents at time of weigh-in.
- B. Implants are allowed.
- C. All animals must pass MDA animal health standards. For a complete copy of these rules please contact the MSUE 4-H Office or go to <https://www.michigan.gov/mdard/animals/exhibitions>
- D. Calves must weigh a minimum of 300#, and may not exceed 600# at the time of weigh-in. Calves that are over or under will be allowed to weigh one additional time, within 30 minutes of the initial weigh in. No forcing of fluids or in-humane activities to change weight of calf. After the reweigh: If an animal weighs under 300# but over 285#, animal will show in the over/under weight class and not eligible for market championship. Calf is eligible for auction but if DFC Board is unable to secure a resale buyer, exhibitor will be required to take animal home and forfeit market price. If the calf weighs more than 600#, animal will show in over/under weight class and not eligible for market championship. Animal is eligible for auction but will be sold for the maximum weight of 600#.

BARN & PEN CLEANING RULES

- A. It is the responsibility of each youth for the care and feeding of their animal for THE ENTIRE WEEK OF THE FAIR. Improper care will result in the animal being sent home and the forfeiture of premiums.
- B. Water must be in front of calf at all times.
- C. Pens will be checked by Project Superintendents and/or Association Board members on a daily basis for cleanliness.
- D. All stalls should be cleaned and soiled bedding removed by 10:00 am
- E. If the pen is not clean, it will be tagged by the Project Superintendents. If the pen is tagged the exhibitor must check in with the Project Superintendents.
- F. Daily logs will be kept on these issues by the Project Superintendents.
 1. The first offense will result in a verbal warning (signature required).



2. The second offense will result in a notification of their parent/guardian and a PENALTY FEE of 5% of their auction money (signature required). This money will be forfeited to the Lenawee County Dairy Feeder Calf Association.

3. Each additional offense or failure to check in with a Superintendent will result in a PENALTY FEE of an additional 10% of their auction money. This money will be forfeited to the Lenawee County Dairy Feeder Calf Association.

G. On a daily basis, clubs will be assigned common cleaning areas to maintain; around manure spreader, main aisle, and wash rack area. Clubs can earn extra points in herdsmanship if assigned areas are kept cleaned throughout the day and evening.

DIVISION 1: DAIRY FEEDER CALF

CLASS

1. Market
 - Grand Champion Dairy Feeder Calf
 - Reserve Champion Dairy Feeder Calf

DIVISION 2: DAIRY FEEDER CALF SHOWMANSHIP

Pre-registration is required. Handling will be judged as if showing beef type animals. Overall Showman will be eligible for Showmanship Sweepstakes.

Cloverbud Showmanship Sign up at the fair. Cloverbud Showmanship will be held on Tuesday July 28 at 5:30PM

RULES

- A. Age is determined by 4-H age as of January 1st of current year.
- B. Proper attire is required - no open toe shoes.

CLASS

1. Sr. Showmanship (age 16-19)
 2. Inter. Showmanship (age 12-15)
 3. Jr. Showmanship (age 8-11)
- Grand and Reserve Overall Showmanship



DIVISION 3: PROJECT RECORD BOOK

LEARNING OBJECTIVE

Exhibitor will keep a complete set of records regarding their project as a good business practice. Project Record Books are available online or by contacting the MSU Extension 4-H Office.

- a. Records must be turned in at time of Check-in.
- b. For record judging criteria see page 8.
- c. Exhibitors are not present during evaluation of records.

CLASS

1. Project record book

DIVISION 4: COSTUME

Sign up in the FairEntry. Sign up will also be available at fair. Costume class will be held on Friday July 31 in the Dairy Arena

CLASS

1. Costume

4-H DEPARTMENT 4

Market Beef & Beef Feeders



SUPERINTENDENTS

Ben Downard Chris Downard Brad Williams

SEE 4-H/FFA JR. LIVESTOCK SALE INFORMATION AND DRUG POLICY FOLLOWING GENERAL RULES.

Animals in Saturday, July 25

Weigh in: Saturday 3:00 – 4:00 pm

A required Beef Meeting Saturday 6:00 pm in the Show Barn.

Show Date: Wed. July 29 - 9 am Show Barn

Judging Order:

1. Feeder Calf Showmanship
2. Feeder Calf Market Classes
3. Beef Showmanship (Colored & Holstein together)
4. Holstein Market
5. Beef Market Heifer Classes
6. Beef Market Classes

ALL DECISIONS FINALIZED BY BEEF SUPERINTENDENTS.



GENERAL RULES

- A. All animals must have proper Identifications tags according to Michigan Department of Agriculture Guidelines.
- B. There will be a required meeting Saturday night after weigh in (6:00 pm) to set classes and explain rules.
- C. All Grand and Reserve Grand Champions must sell. Grand and Reserve Grand Champion Exhibitors can sell one additional animal.
- D. Only the first and second place Beef Animals in a market class are eligible for the champion classes.
- E. All market animals to be exhibited must have been tagged and registered by established guidelines with the MSUE 4-H office.

BEEF ANIMALS:

- F. All Beef Animals will be shown by weights.
- G. Horns on animals must not exceed two (2) inches.
- H. No bulls or stags will be permitted.
- I. All animals will be required to have neck ropes and halters.
- J. All beef animals to be washed at Beef wash rack.
- K. No drugs (stimulants, depressants, etc.) of any kind can be used, this includes calf calm and similar agents unless approved by a superintendent No forcing of fluids.
- L. All market animals will have a minimum weight of 900 lbs.
- M. All rate-of-gain animals must have been tagged and registered by January 15, current year, with the MSUE 4-H office and weighed in and registered at the fair grounds at the designated rate of gain weigh in. \$5.00 per head to enter rate of gain, due at rate of gain weigh in. Individual can only place with one animal.
- N. All over and underweight cattle will be sent home unless it is the exhibitor's only beef project. If so, animal will be allowed to stay and be shown in showmanship only.

EXHIBITORS:

- P. **All exhibitors must have an updated Youth for Quality Care of Animals (YQCA) certificate to exhibit.**
- Q. Members may tag three(3) market steers (Holstein & Beef), two (2) Market Heifers and two(2) feeder calves.
- R. If a youth has two animals in the same class, the member must show one and the other one must be shown by a Lenawee County 4-H or FFA member or move the heaviest animal up one class.
- S. Exhibitors may enter one (1) animal for sale at the Jr. Livestock Auction, unless you have Champion or Reserve Champion, then you may sell one addition Beef Project. Determination must be made at time of weigh in. If member does not designate which animal, the heaviest animal will be sold.
- T. If an exhibitor is unable to show their own animal in market class, the exhibitor must notify the superintendents prior to the show. Anyone assisting an individual in showing, must be a Lenawee County 4-H/ FFA member.
- U. There will be a **\$10.00** per exhibitor pen fee for barn cleaning and barn improvements. This will be deducted from the exhibitor's sale check, no matter what specie the exhibitor sells.

BEEF FEEDER CALF RULES

- A. Beef-type (heifer or steer) calves must weigh 300-600 lbs.
- B. Must be purchased by June 1, current year & they must be in member's possession, tagged & registered with the MSUE 4-H office.
- C. Two (2) Feeder Calves (steers or heifers) may be tagged.
- D. Calves must be weaned.
- E. Grand & Reserve Grand Champions must sell.

HOLSTEIN BEEF STEER RULES

- A. Only Holsteins (no cross breeds) will be eligible, and they must exhibit dairy characteristics. If there are any doubts on the part of the superintendents, the animal will show in the market beef class.
- B. Minimum weight for a market Holstein steer to show at the Fair is 1000 lbs.

DIVISION 20: BEEF FEEDER CALF

CLASS

1. Feeder calf (You can register up to two calves)
 - Grand Champion Feeders Calf Banner
 - Reserve Champion Feeder Calf Banner

DIVISION 21: MARKET BEEF

CLASS

1. Market Beef Steer (Can register up to 3)
2. Market Heifer (Can register up to 2)
3. Market Holstein Steer (Can register up to 2)
 - Grand Champion Market Steer
 - Reserve Champion Market Steer
 - Grand Champion Market Holstein Steer
 - Reserve Grand Champion Market Holstein Steer



DIVISION 22: FEEDER CALF & MARKET BEEF SHOWMANSHIP

RULES

- Pre-fair registration for showmanship is required for Beef, and animal must be registered for a market Youth Beef Class to be shown by that member.
- Colored & Holstein Steers will show together in showmanship.
- See page 9 for judging criteria.
- Any exhibitor that has more than 4 years in the project/barn, may not receive any hands on help fitting their animals. Exhibitors with 4 years or less years in the project/barn may only receive help fitting from other Lenawee County 4-H members, leaders or their parents. NO professional fitters allowed.

CLASS

- Feeder Calf Senior Showmanship (ages 16-19)
- Feeder Calf Intermediate Showmanship (ages 12 – 15)
- Feeder Calf Junior Showmanship (ages 8-11)
- Beef Senior Showmanship (ages 16-19)
- Beef Intermediate Showmanship (ages 12-15)
- Beef Junior Showmanship (ages 8 - 11)

DIVISION 23: PROJECT RECORD BOOK

LEARNING OBJECTIVE

Exhibitor will keep a complete set of records regarding their project as a good business practice. Project Record Books are available online or by contacting the MSU Extension 4-H Office.

- Records must be turned in by 12 Noon on Friday, July 31, in Youth Exhibit Building A.
- For record judging criteria see page 8.
- Exhibitors need not be present during evaluation of records.

CLASS

- Project record book

DIVISION 24: BEEF CLUB DISPLAY

LEARNING OBJECTIVE

Exhibitors will use their knowledge and skills to design and implement an educational display about their project area and club. One registration per club.

CLASS

- Club Display

4-H DEPARTMENT 4

Beef Breeding



SUPERINTENDENT

Paula Halsey

JUDGING

Animals in Sunday, July 26 by 12 Noon

Show Date: Mon. July 27 9 am

In Beef Exercise Arena

BEEF BREEDING RULES

- The club or school herd will consist of three females from at least two exhibitors.
- No beef breeding animal is eligible unless the animal is registered, in exhibitors name only, by May 15 of current year, except for crossbreeds which must have proof of ownership by that date.
- No Animals will be eligible for a premium unless born previous to April 1, current year. (Exception: offspring of exhibitor's cow).

BEEF BREEDING

BREEDS LISTED BELOW APPLY TO CLASSES 1-11

Angus	Limousin
Charolais	Maine Anjou
Chianina	Shorthorn Beef Type
Commercial Crossbred Beef	Simmental
Hereford	Other

CLASS

- Jr. Heifer Calf, born after 1/1/26
- Late senior heifer calf, 11/1/2025 thru 12/31/2025
- Early Sr. Heifer Calf, born between 9/1/25 & 12/31/2025
- Late summer yearling heifer, 7/1/2025 thru 8/31/2025
- Early summer yearling heifer, 5/1/2025 thru 4/30/2025
- Spring junior yearling heifer, 3/1/2025 thru 4/30/2025
- Early junior yearling heifer, 1/1/2025 thru 2/28/2025
- Senior yearling heifer, 9/1/2024 thru 12/31/2024
- Two year old heifer, 1/1/2024 thru 8/31/2024
- Cow & offspring cow born before 9/1/2024
- Club Herd

No preregistration required for Champion Classes.

- Junior Champion Heifer
- Senior Champion Heifer
- Grand Champion Heifer

50: BEEF BREEDING SHOWMANSHIP

Must have animal entered in Beef Breeding to be eligible for showmanship classes.

CLASS (Rosette & Ribbon only)

- Senior Showmanship (age 16-19)
- Intermediate Showmanship (age 12-15)
- Junior Showmanship (age 8-11)
- Champion Showmanship - All ages, no pre-registration required.



4-H DEPARTMENT 6

Market Sheep



SUPERINTENDENTS

Vivian Hinde John Peebles Justin Strahan

DEPARTMENT JUDGING

ALL 4-H LIVESTOCK MUST BE IN BARN BY 11AM ON SATURDAY, JULY 25

Weigh-in: Saturday, July 25 10AM-Noon

A required Sheep Meeting 12:30 pm in the Show Barn on Saturday, July 25.

Judging: Monday, July 27 @ 9:00 am in Show Barn Showmanship followed by Market Class

REGISTRATION & TAGGING

- A. All tagging and registration guidelines must be followed.
- B. Market sheep must be registered by May 15.
- C. All animals are required to have USDA Scrapie identification tag, this will also count as the fair tag. A picture of the tag must accompany registration.
- D. Exhibitors may register ewe lambs for both market and breeding departments.
- E. All exhibitors **must** have an updated Youth For the Quality Care of Animals (YQCA) certificate to exhibit.
- F. Exhibitors may tag sheep entries by family (immediate only). Example, if you have two youth in the family, all sheep can be tagged under both the exhibitors names. A maximum of four (4) sheep tagged per exhibitor regardless of dual membership in 4-H and FFA. Exhibitors must declare entry per member at weigh in.
- G. Each registered 4-H and/or FFA member may bring or show up to two market lambs (no matter dual membership in both 4-H and FFA) The 2 lambs can be used in the pen class.
- H. Lambs will only be weighed once and must be free of any form of covers.
- I. All market lambs must weigh a minimum of 85 lbs. in order to show and sell. Any lamb under 85 lbs. will be sent home. No reweighs.
- J. Exhibitors must notify the barn superintendent, at weigh in if they are selling their animals or not in the auction.

GENERAL SHEEP RULES

Violation of rules may result in premiums, awards and/or sale money withheld.

- A. No sheep can be removed without superintendent permission.
- B. Humane practices at all times.

1.No domestic abuse including; hitting, clenched fist hitting, punching or back slapping of any sort is allowed in or outside of the lamb barn and showing. If done, it could result in removal for the lamb barn and could be asked to leave the showing at any given time.

2. Absolutely no lamb is to be left unattended on a halter or lamb stand at any time. Failure to comply, the superintendent has the right to remove you from the barn

- C. No forced liquid feeding, drenching or bottle feeding. If done, there will be zero tolerance, you will be immediately removed from the barn.
- D. No Muzzles.
- E. Tampering and/or misrepresentation as to the breeding, age, ownership, and any other irregularity in showing will be considered fraud and deception. Unethical fitting shall include the following:
 - 1. The cutting, tearing, or gluing of the hide or underneath the hide or removal of tissue in an attempt to alter the shape of the animal.
 - 2. The injection of any gas, solid, liquid under the hide to alter the normal conformation.
 - 3. Any attempts to disrupt or change the normal dental development of the animal.
 - 4. Any attempt to change or alter the natural color of the animal.
- F. Lambs must be castrated before June 1st. Any signs of viable or functional tissue will result in disqualification.
- G. Market lambs must be shorn prior to the fair. Electric Clippers will be permitted for trimming only. A complete "slick shear" can take place on the Fairgrounds on a fleece of 1/4" or less. The trimming/shearing area must be cleaned up immediately. Youth, parents or leaders are the only ones allowed to use clippers on the Fairgrounds. No professional fitters.
- H. Youth exhibitors must be clean, neat and appropriately dressed while showing.
- I. Lamb is to be shown with all four feet on the ground or ring surface, after the lamb has been set. (This is at the judge's discretion)
- J. If a youth has two animals in the same class, the member has the right if they so choose to move the lamb up a class if a class is available.
- K. If an exhibitor is unable to show their own animal in market class, the exhibitor must notify the superintendents prior to the show. Anyone assisting an individual in showing, must be a Lenawee County 4-H member or FFA member.
- L. Champions will be selected in the following order: Grand Champion Wether, Reserve Champion Wether, Grand Champion Ewe, Reserve Champion Ewe, Grand Champion Pen, Reserve Champion Pen. The Grand and reserve ewe and wether will be eliminated from the final pen drive. Pairs cannot be reconfigured after Champion and Reserve Champion selection. **All Champions must sell.**



BARN & PEN CLEANING RULES

- A. The exhibitors will be responsible for the care and feeding of their animals through Saturday when the animals are released or exhibitor will forfeit premiums.
- B. Feeding times 7-9AM and 5-7PM
- C. Feed buckets in pens only during feeding times. Once feeding time is over feed buckets must be removed.
- D. Water must be available in pens at all times except 12 hours prior to show.
- E. No Carpet – Must use natural bedding such as wood shavings and/or mulch.
- F. Washing of animals must occur at the designated wash rack.
- G. **Lambs MUST be in or around sheep barn at all times.** Lambs are not to be in camping, parking or other barn areas, with the exception of pictures at the photo display by the pig barn.
- H. Pens will be checked by Barn Superintendents daily for cleanliness.
- I. If pens are not clean or if feed buckets are left in they will be tagged by the Barn Superintendent. If the pen is tagged the exhibitor must check in with a Barn Superintendent.
- J. The first offenses will be a verbal warning.
- K. The second offenses or failure to check in with a Barn Superintendent will result in the exhibitor receiving a PENALTY FEE of an additional 10% of their auction money. The money will be forfeited to the Jr. Livestock Association.
- L. Each additional offense or failure to check in with a Superintendent will result in the exhibitor receiving a PENALTY FEE of an additional 10% of their auction money. The money will be forfeited to the Jr. Livestock Association.
- M. Daily logs will be kept by the Superintendents. If an exhibitor receives a second offense their parents/guardians will be notified.
- N. Jr. Livestock Association - Sheep Barn Improvement will charge a \$10.00 per head, stalling fee to go to Sheep Barn Improvements. The fee will be taken from the participants Auction check, no matter what specie the participant sells.



DIVISION 1: PROJECT RECORD BOOK

LEARNING OBJECTIVE

Exhibitor will keep a complete set of records regarding their project as a good business practice. Project Record Books are available online or by contacting the MSU Extension 4-H Office.

- a. Records must be turned in at Check-in.
- b. For record judging criteria see page 8.
- c. Exhibitors need not be present during evaluation of records.

CLASS

1. Project record book

DIVISION 2: MARKET LAMBS

Pre-registration for Champion Classes not required.
Ribbons for classes; Banners for each champion.

CLASS

1. Individual market lambs - Ewe/Wether (Class can be entered twice)
2. Pen of two market lambs – can be of mixed genders
 - Grand Champion Wether
 - Reserve Champion Wether
 - Grand Champion Ewe
 - Reserve Champion Ewe
 - Grand Champion Pen
 - Reserve Grand Champion Pen

DIVISION 3: YOUTH LEAD CLASS

LEARNING OBJECTIVE

The objective of this class is to present a class of sheep in the most attractive manner possible, with a major emphasis on the exhibitor's costume, poise, and appearance.

Judging: Sunday, July 26 @ 5 pm - Show Barn

Sheep must be conditioned, fitted, and trained to show at halter by the exhibitor, except for peewee class.

- A. Exhibitor will be judged on the mode of dress selected, which must be appropriate, attractive, and made of wool or wool blend material. Narration must state percentage of wool in garment.

Judging Standard:

1. Exhibitor costume, poise, and appearance: 50%
2. Control and presentation of animal: 30%
3. Standard judging procedure animal: 20%

- B. Sheep entered in this class must be exhibited in at least one other youth class.

CLASS

1. Senior (16-19)
2. Int. (12-15)
3. Jr. (8-11)
4. Ladd Lead Class (all ages)
5. Cloverbud Class (age 5-7) - using a borrowed animal. No Premiums

Adult Showmanship: Following youth lead classes, an adult showmanship class will be offered. Judges will be the teens from the Jr. Livestock Board.

DIVISION 4: SHEEP SHOWMANSHIP

Pre-registration is required. Class splits will be divided by age, with the Superintendent reserving the rights to combine ages as needed.

CLASS

1. Senior Showmanship (age 16-19)
2. Intermediate Showmanship (age 12-15)
3. Junior Showmanship (age 8-11)
 - Champion Showman
 - Reserve Champion Showman

DIVISION 5: CLUB DISPLAY

LEARNING OBJECTIVE

Exhibitors will use their knowledge and skills to design and implement an educational display about their project area and club. See page 8 for judging criteria. One registration per club.

CLASS

1. Club Display

4-H DEPARTMENT 6

Sheep Breeding

SUPERINTENDENT

Matt Hensley

DEPARTMENT JUDGING

ALL 4-H LIVESTOCK MUST BE IN BARN/TENT BY 1:00 PM ON SUNDAY, JULY 26

Judging: **Friday July 31 @ 9:00 am in AG Education Tent**

ALL DECISIONS ARE FINALIZED BY Sheep Breeding SUPERINTENDENTS

SHEEP BREEDING RULES

- A. No sheep is eligible unless the exhibitor has had the sheep in possession since May 1 of current year. Exhibitors registered in both breeding and feeding (market lambs) may show in both exhibits.
- B. All animals are required to have a USDA Scrapie Identification Tag.
- C. The date for computing the age of sheep is September 1st.
- D. All sheep must be purebred, except when showing in the crossbreed class.
- E. Pair of lambs may consist of two ewes or one ewe and one ram.

- F. Pen consists of 4 animals, both sexes represented.
- G. Get of Sire, consist of 4 sheep, any age of either sex all from one sire.
- H. The club flock will consist of one ram, one aged ewe, two yearling ewes and two ewe lambs. The flock must be owned by at least one or more youth from one club, may be one or more breeds.
- I. Individual flock shall consist of one ram under 2 years old, two ewes 1 year old and two ewe lambs.
- J. Not more than one entry may be made by a club in the flock class in each breed.
- K. Pair, pen and flock classes must be entered and shown as individuals.
- L. Exhibitors in 4-H breeding are encouraged to enter the open class sheep division as well.

BREEDS

PLEASE NOTE: BREEDS APPLY TO CLASSES 1-15

Cheviot	Polypal
Columbia	Rambouillet
Corriedale	Romney
Cotswold/Lincolns	Shetlands
Crossbreed	Shropshire
Dorset	Southdown
Fine Wools	Suffolk
Hampshire	Tunis
Montadale	Wether Type Breeding
Oxford Down	Other

CLASS

1. Ram 1 year old
2. Pair of Yearling Ram
3. Senior Ram Lamb
4. Junior Ram Lamb
5. Pair of Ram lambs
 - Champion Ram Rosette*
 - Reserve Champion Ram Rosette*
 - Supreme Champion Ram Banner*
6. Ewe 1 year old
7. Pair of Yearling Ewes
8. Senior Ewe Lamb
9. Junior ewe Lamb
10. Pair of ewe lambs
 - Champion Ewe Rosette*
 - Reserve Champion Ewe Rosette*
 - Supreme Champion Ewe Banner*
11. Pair of Yearlings
12. Pair of Lambs
13. Pen of four lambs
14. Get of Sire
15. Flock



4-H DEPARTMENT 8

Dairy/Fiber/Pygmy/ Meat Goats

SUPERINTENDENTS

Doug Richardson Kalli Hensley
Kris Micon



JUDGING— Monday, July 27 2PM
Show Barn Show Order To Be Announced

GOAT CALLING CONTEST

Sunday, 4:00 pm in Dairy Arena.
Sign up in goat barn. Trophies & Prizes

MILKING COMPETITION

Sunday 6PM Goat Barn

OBSTACLE COURSE

Tuesday, 2:00 – 3:00 pm in Dairy Arena
Trophies & Prizes

Pen Decorating Contest

Must be completed by Saturday July 25 at 7:30PM

CHECK-IN & VET CHECK

- A. All goats will be checked in on Saturday July 25, from 5-6AM Board members Only. 6-8AM ALL others
- B. Number of goats allowed per exhibitor may be limited due to barn overcrowding and will be at the superintendent's discretion. All goats MUST BE HOUSED in 4-H GOAT BARN in order to show.
- C. Superintendents will assign pen before check-in.
- D. NO GOATS allowed in barn before vet check.
- E. In addition to official tags and/or tattoos, any out-of-state animal must have current veterinary health certificate. A copy must be submitted at vet check-in.
- F. Any goat with a temperature over 104 degrees or goats with clinical signs of infection, that is contagious, has any abscesses or toxicological disease must be removed from the fairgrounds— ALL DECISIONS WILL BE MADE BY CHECK-IN VET AND SUPERINTENDENTS.
- G. Any kids born after June 15th of current year, will not be allowed to show or enter 4-H Goat Barn (due to health considerations).
- H. Barn meeting following check in on **Saturday, 8AM**

REGISTRATION & ID


- A. All goats must be officially identified to exhibit. Goats must have one of the three official identifications:
 1. Official USDA Premise ID Tag – (white metal or plastic scrapie tag)
 2. Legible Official Tattoos accompanied with a copy of

ADGA, ABGA or NPGA Registration Papers. Microchips may be used in registered Pygmy goats. Microchip reader must be available entire fair week & exhibitor is responsible for that. The microchip number must be printed on the registration certificate not written in.

3. **LAMANCHA ONLY**– Per state guidelines may be identified with permanent collar and Premise ID tag.
- B. Inside of ears must be clipped in order to read tattoos.
- C. All breeding class animals must be in the possession and under the care of the exhibitor by May 15 of current year, except those born to your herd after that date

GENERAL GOAT RULES

- A. **MANDATORY WORKSHOPS** - All first year goat exhibitors are required to fulfill mandatory educational requirements of one educational workshop and one showmanship clinic.
- B. Exhibitors may show **ONE** goat per class.
- C. No bucks of any age allowed in goat barn.
- D. Prong collars will not be allowed, except for breeding and market Boers
- E. All exhibitors must personally care for, fit and show their own goats.
- F. Only one pair of goats may be shown by exhibitor in Mother/Daughter class. These goats must also be shown in age classes.
- G. All goats used for showmanship, goat calling, obstacle, and dress a goat classes **must also be shown** in a breed, meat, or cart class. **No extra goats will be allowed in goat barn.**
- H. Goats owned by one exhibitor cannot be shown by another, except at the discretion of the superintendents.
- I. No horns or scurs over 1 1/2" will be allowed except Angora, Pygmies, and Boer Breeding and Cart Goats. Scurs will be measured.
- J. All fitting and trimming must be completed **BEFORE** goats arrive at the Fair. NO electric clippers will be allowed inside or outside the goat barn. Goats brought through the vet check unshaven will remain unshaven through fair week or goat will be disqualified from showing.
- K. Any exhibitor not acting in a responsible manner will be asked to leave the fairgrounds and will forfeit their right to show and their premium.



BARN DUTIES

- A. **Mandatory Barn Set-Up** – All exhibitors must report to goat barn **Saturday, July 11th at 8:00 am**. If unable to attend, you must notify a superintendent and **will lose \$25 of premiums**.
- B. All daily milking and feeding chores must be done between the hours of 6:00 – 9:00 am and 6:00- 9:00 pm.
- C. On Show Day, All milkers must be milked out between 5:00 - 9:00 am and the exhibitor **MUST** report to the superintendents. Kids may be left on dams after milkout, if desired. If exhibitor is not able to be present for milkout, he/she **MUST** notify superintendents before. If no milkout is completed, goat will be disqualified from showing.
- D. Pen cleaning must be completed by 10:00 am daily. Unclean pens will be tagged. If your pen is tagged see one of the Superintendents ASAP. Evening cleaning if necessary must be approved by Superintendent.
- E. **MANDATORY BARN TEAR-DOWN** - All exhibitors with the **last initial K-Z MUST** report to goat barn on Sunday, AUG 2 by 8:00 am. Exhibitors removing goats from barn Sat., Aug 1, after evening release time **MUST RETURN** Sunday morning for Tear-Down. All chores, including milking chores, must be completed before 8:00 am. Tack boxes and goats must be removed by that time in order to clean pens and tear down barn. Those not returning on time will forfeit all premiums and be charged a \$25.00 per pen tear down and cleaning fee.
- F. All exhibitors must sign up for two shifts of barn duty or one shift at the Steak Shack.
- G. All ID cards and pen decorations must be hung by 7:30PM Saturday July 25. No decorations can be removed until after 10PM August 1st.
- H. There will be a sign-in for chores, milking and pen cleaning. Please sign in each day!

DIVISION 1: DAIRY GOAT BREEDING

BREEDS LISTED APPLY TO CLASSES 1-8

PLEASE NOTE: A copy (no original) of ADGA registration or breed registration certificate must have been submitted at time of registration, if animals do not have scrapie tags. (Cross-breeds will be entered in breed they most resemble)

Alpine	Nigerian Dwarf
LaMancha	Saanen, Toggenburg,
Nubian	Oberhasli

CLASS

SENIOR DOE MILKING CLASSES

1. Yearling Milker
2. 2 Years
3. 3 & 4 Years
4. 5 Years & over

JUNIOR DOE CLASSES

5. Junior born after April 1, current year
6. Intermediate born March 1 to March 31, current year
7. Senior born January 1 to February 28, current year
8. Yearlings—12 months & under 24 months, never fresh

No preregistration required for Champion Classes.

- Junior Champion & Reserve Champion
- Senior Champion & Reserve Champion
- Grand Champion & Reserve Champion
- Overall Best of Show and Reserve Best of Show

DIVISION 2: ALL BREEDS TOGETHER

****Goats in these classes must also be shown in age classes****

CLASS

09. Best Udder
10. Mother/Daughter
11. Get of Sire— two or more goats sired by the same buck.

DIVISION 3: FIBER DOES & WETHERS

CLASS

1. Under 6 months
2. 6-12 months
3. 12-18 months
4. 18-24 months
5. Over 24 months
 - Grand Champion
 - Reserve Champion

DIVISION 4: PYGMY DOES & WETHERS

CLASS

1. Under 6 months
2. 6-12 months
3. 12-18 months
4. 18-24 months
5. Over 24 months
 - Grand Champion
 - Reserve Champion

DIVISION 5: BOER DOES

CLASS

1. Under 6 months
2. 6-12 months
3. 1 & 2 year olds, never freshened
4. 1 & 2 year olds, freshened in the current year
5. 3 years & over, freshened in the current year
 - Grand Champion
 - Reserve Champion

DIVISION 6: MEAT ANIMALS

MEAT GOAT RULES

- A. Must be born Jan. 1 – April 26th, current year
- B. All meat animals must have been properly tagged & registered with the MSU Extension 4-H Office by established deadlines. **ANY MEAT GOAT THAT IS NOT PROPERLY TAGGED & REGISTERED WILL NOT BE ELIGIBLE TO SHOW.**



- C. Wether or doe may be used. If male is used it must be castrated by April 26 current year.
- D. Minimum weight required is 45 lbs. at fair time. **Grand & reserve champions in both meat classes must sell.** Exhibitors will determine at time of weigh-in for fair if they will sell their meat goat or not.
- E. Two animals may be tagged & registered-only one animal may be shown in EITHER meat class: NOT BOTH.
- F. Completed Record books are **required** and must be turned in to superintendent **at time of check-in** or the meat goat will not be allowed in the barn. Fillable PDF forms are available.
- G. Prong collars will not be allowed for dairy meat goats.
- H. **All Meat Goat Exhibitors** must report to the barn the last Saturday of fair for goat release. Exhibitors not present for meat goat release will lose \$25 premium.
- I. Market goat weight classes will be divided 45-70# and 70# plus.

CLASS

1. Dairy type - *Purebred & cross-bred of any of the above mentioned dairy breeds plus angora & pygmy.*
2. Boer type—*Purebred & cross-bred of any percentage of Boer breed.*

DIVISION 7: PROJECT RECORD BOOK

LEARNING OBJECTIVE

Exhibitor will keep a complete set of records regarding their project as a good business practice. Project Record Books are available online or by contacting the MSU Extension 4-H Office.

- A. All 4-H members are encouraged to enter. Meat goat exhibitors are required to keep records and turn them in at vet check-in
- B. For record judging criteria see page 8.
- C. Exhibitors need not be present during evaluation of records.

CLASS

1. Project record book

DIVISION 8: CART GOATS

Goats must be harnessed IN SHOW RING. Another 4-H member may be asked to help hold your animal.

CLASS

1. Beginner - Harness and Drag
2. Intermediate - Harness and Cart, driven from behind
3. Advanced - Driver in Cart with goat pulling
 - Grand and Reserve Champion

DIVISION 9: GOAT SHOWMANSHIP

RULES

- A. Pre-registration for showmanship is required.
- B. Exhibitor must personally fit & train his/her own animal.
- C. Exhibitor must wear all white or black pants with white shirt. If showing Boer goats, exhibitor may wear “western” style attire. No shorts or sun tops allowed. No open toe shoes allowed.



- D. All goats used for showmanship class must also be shown in a breed, or meat class.

CLASS

1. Senior Showmanship (ages 16-19)
 2. Intermediate Showmanship (ages 12 – 15)
 3. Junior Showmanship (ages 8-11)
- Cloverbud Showmanship (ages 5-7) Sign up at fair
- Champion & Reserve Champion Showman



DIVISION 10: POSTER CONTEST

RULES

- A. Poster should be creative, but simple, neat, & attractive. It should incorporate the theme as it applies to your goat.
- B. Can be done with photos or cartoons.
- C. Poster should be displayed in barn with your pens by 6 pm on Sunday.
- D. Prizes will be awarded.

CLASS

1. Poster

DIVISION 11: DRESS A GOAT CONTEST

CLASS

1. Dress a Goat

Theme: Country of Origin

4-H DEPARTMENT 10

Swine



SUPERINTENDENTS

Dave Craig Mike Ely Brad Cannon

JUDGING Tues. July 28 @ 8:30 Show Barn

Barn Check-in Sunday July 26 5-8AM

SEE 4-H/FFA JR. LIVESTOCK SALE INFORMATION AND DRUG POLICY FOLLOWING GENERAL RULES AT BEGINNING LIVESTOCK DEPARTMENTS.

REGISTRATION & TAGGING

- A. Market hogs must tagged and registered by May 15th. Photos of tags in animals' ears must be submitted at time of registration.

- B. All exhibitors must follow established registration, tagging guidelines and tag documentation photo. Exhibitors may tag swine entries by family (immediate only). Example, if you have two youth in the family, all hogs can be tagged under both the exhibitors names. A maximum of five(5) hogs tagged per exhibitor regardless of dual membership in 4-H and FFA. Exhibitors must declare entry per member at weigh in.
- C. Each registered 4-H and/or FFA member may show up to three market hogs regardless of dual membership in 4-H and FFA. To be eligible to exhibit three market hogs at least one must be a purebred.
- D. If exhibiting two or three hogs, registration must be made in Section 2 Class 1(crossbred Market Hog) and Class 2 (Purebred Market Hog). If selling 2 or three market hogs, they will be sold as a pen.
- E. All exhibitors must have an updated Youth For the Quality Care of Animals (YQCA) certificate to exhibit.

CHECK-IN

- a. Pigs will be brought in on Sunday, but ALL swine exhibitors must verify pen assignments by 3:00 pm, Saturday with Superintendents.
- b. All swine exhibits must be brought in between 5:00 am and 8:00 am, Sunday. Soiled or dirty hogs will be directed to the wash rack prior to pen assignment. Approved swine will be unloaded at the North door and will be taken directly to their pen assignments.
- c. Exhibitors who elect the option to take their animals home and not offer them for sale must advise the Jr. Livestock Swine Board representative in writing prior to unloading.
- d. Market animals will be weighed only once. This weight will be used to determine show classes and sale weight. All weights are final.
- e. Swine will be weighed in as directed by superintendents. Weight between 220 pounds and 290 pounds will be eligible for weight classes and the Junior Livestock Auction. Swine below 220 pounds and over 290 pounds can show in showmanship but will NOT be eligible for the Market Class or Junior Livestock Sale. Animals that do not make weight can be shipped to approved slaughter house at the end of the fair. All shipping arrangements will be made by Jr. Livestock Board Members.
- f. Purebred registration papers with the exhibitors name shall be presented to the superintendents at weigh in. All other hogs will be placed into weight classes with all barrows competing and all gilts competing in separate classes. If participant is showing two barrows or two gilts they will show in two separate classes.
- g. All hogs must have a minimum of ½" of hair. All hogs will be checked for hair length at weigh in. At the superintendents discretion, hogs that have been clipped to less than ½" of hair on any portion of the body will be disqualified from showmanship, market class, and shipped to market. No clipping of swine will be allowed on the fair grounds.

GENERAL SWINE RULES

- A. The swine show and auction will be non-terminal. Exhibitors who wish to take their project home and NOT offer their swine in the Jr. Livestock Auction must advise the Swine Board in writing prior to unloading. Arrangements to remove non-terminal swine from the fairgrounds after the fair, need to be coordinated with the Jr. Livestock Board. All Champions must sell.
- B. Animals found to contain testicles or any other conditions which deems the animal lacking a quality carcass will be replaced by the Jr. Livestock Board at the expense of the exhibitor. The funds for this action will be withdrawn from the exhibitor's sale check.
- C. All decisions of adult superintendents are final.

SWINE BARN RULES

- A. Jr. Livestock Association - Swine Barn Improvement Committee will charge a \$10.00 per head, stalling fee to go to Swine Barn Improvements. The fee will be taken from the participants Auction check, no matter what specie the participant sells.
- B. Feeding times are **5am – 9:00 am and 5:00 pm – 7:30 pm**, daily.
- C. Feed pans are only allowed to be left in pens during designated feeding times and must be attended at all times. Waters that are hung on gates need to be mounted and secured in a fashion that does not damage the gate.

AWARDS

The following special awards will be given:

- Champion & Reserve Champion Purebred Market Hog
- Champion & Reserve Champion Barrow
- Champion & Reserve Champion Gilt
- Grand Champion & Reserve Champion Market Hog

DIVISION 1: PROJECT RECORD BOOK

LEARNING OBJECTIVE

Exhibitor will keep a complete set of records regarding their project as a good business practice. Project Record Books are available online or by contacting the MSU Extension 4-H Office.

- a. Records must be turned in by 12 Noon on Friday, July 31 in Youth Exhibit Building A.
- b. For record judging criteria see page 8.
- c. Exhibitors need not be present during evaluation of records.

CLASS

1. Project record book



BARN DUTY RULES

- A. ALL exhibitors must work **2 feeding details** (Barn Duties) in the barn during fair week. Check-in with Barn Superintendent or a Board Member is a must. 4-H member is responsible for checking to make sure name is stamped to show completion of barn duty.
- B. Waterfowl exhibitors must do **4 feeding details** (Barn Duties) during fair week. Check-in with Barn Superintendent or a Board Member is a must. 4-H member is responsible for checking to make sure name is stamped to show completion of barn duty.
- C. Please see a superintendent to make any changes to your barn duty time and/or date.
- D. Failure to fulfill these rules will result in a penalty fee of an additional 10% per each barn duty missed of your auction money (or premiums if not selling in the auction) to be forfeited to the Small Animal Association.

PEN CLEANING RULES

- A. Pens must be cleaned daily by **12:00 noon**. Pens will be checked by Barn Superintendents daily for cleanliness.
- B. If pens are not clean they will be tagged with a note to "See Barn Superintendent" by the Barn Superintendent. If the pen is tagged the exhibitor and parent must check in with a Barn Superintendent and both are required to sign book.
 1. The first offense will be a verbal warning.
 2. The second offense or failure to check in with a Barn Superintendent will result in the exhibitor receiving a **PENALTY FEE** of an additional 10% of their auction money (or premiums if not selling at auction). The money will be forfeited to the Small Animal Association. The exhibitor will also be assigned responsibilities as delegated by a Superintendent.
 3. Each additional offense or failure to check in with a Superintendent will result in the exhibitor receiving a **PENALTY FEE** of an additional 15%, 20%, 25% etc. (as the number of offenses or lack of check in occurs, the penalty increases) of their auction money (or premiums if not selling at auction). The money will be forfeited to the Small Animal Association.



AUCTION

- If you do NOT want your birds used Auction night you must tell a Superintendent the day of judging.
- All exhibitors who sell in the Small Animal Auction, whose Buyers chose to have their birds processed or sent to charity, will be responsible for processing and delivering to the Buyer or the designated Charity by the date specified.
- If 4-H member fails to check in at all check points, 4-H member will be scratched from auction. (1st check point – 4-H Center; 2nd check point – entrance of sale barn)
- **Entries must be processed by a licensed processor.**
- For a full set of rules, see Auction Information on page 10

CHECK—OUT

- Release Time: 10:30 pm-12, Saturday the last day of fair.
- **No Sunday Check—Out.**
- All birds not picked up by 11:59pm, Saturday, the last day of fair will become property of the Small Animal Association.
- Exhibitors must clean pens before leaving fairgrounds, failure to do so will result in a \$25.00 Fee.
- Any exhibitor who removes their project from the Poultry Barn prior to the scheduled check out will lose 25% of their auction money, and their premiums.
- All exhibitors must check out with a Superintendent upon being released from the barn. If you sold a market project, make sure you pick up your buyer information.

DEPARTMENT 12 POULTRY DIVISION 1: MEAT BIRDS

RULES

- A. **ONLY BIRDS EXHIBITED IN THIS DIVISION ARE ELIGIBLE FOR AUCTION**
- B. Exhibitors may only enter ONE Meat Chicken Class (broilers or roasters).
- C. **Entries must be processed by a licensed processor.**

CLASS

1. Chicken broiler, pen of 2, 8 weeks of age or under, 6 lbs. minimum.
2. Chicken roaster, pen of 2, 10 weeks of age or under, 8 lbs. minimum.
3. Turkey roaster: no older than 20 weeks of age or under, either 2 hens, 12 lbs. minimum or 2 toms, 18 lbs. minimum.
4. Meat ducks, pen of 2, under 100 days or under, 5 lbs. minimum.
5. Meat geese, pen of 2, no older than 20 weeks of age or under, 8 lbs. minimum.



4-H DEPARTMENT 12

Poultry Breeding

DIVISION 2:DUCKS

PLEASE NOTE: BREEDS APPLY TO CLASSES 1-4

Aylesbury	Rouen
Black Cayuga	Runner (fawn/white, white,
Black East Indie	gray, penciled, chocolate,
Blue Swedish	black, blue)
Buff Duck	Saxony
Call Duck (gray, white, snowy,	Silver Appleyard
pastel, blue, black, AOV)	Welch Harlequin
Crested (black, white)	White Pekin
Khaki Campbell	Wood Duck
Magpie	Mandarin
Mallard (Pastel, Porcelain)	A.O.V.
Mandarin	
Muscovy (black, white, blue,	
chocolate)	

CLASS

- | | |
|--------------------------|-----------------------------|
| 1. Old drake, over 1 yr. | 3. Young drake, under 1 yr. |
| 2. Old duck, over 1 yr. | 4. Young duck, under 1 yr. |


DIVISION 3:Geese

PLEASE NOTE: BREEDS APPLY TO CLASSES 1-4

African	Pilgrim
American Buff	Pomeranian (gray, buff)
Canada	Sebastopol
Chinese (brown, white)	Toulouse (gray, buff)
Egyptian	Any other standard breed
Emden	

CLASS

- | | |
|---------------------------|------------------------------|
| 1. Old Gander, over 1 yr. | 3. Young Gander, under 1 yr. |
| 2. Old Goose, over 1 yr. | 4. Young Goose, under 1 yr. |



DIVISION 4: LARGE FOWL

PLEASE NOTE: BREEDS APPLY TO CLASSES 1-4
SC = SINGLE COMB RC = ROSE COMB

Ameraucana (AOV)	Minorca SC (black, white, buff)
Ancona Single Comb	Modern Games , all varieties
Black Australorp	Mottled Houdan
Black Sumatra	New Hampshire Red
Blue Andalusian	Old English , all varieties
Brahma (light, dark, buff)	Orpington (buff, black, white)
Buckeye	Phoenix (silver, golden)
Buttercup	Plymouth Rock (barred, buff,
Campine (silver, golden)	white, silver penciled, partridge,
Cochin (buff, partridge, black,	Columbian)
white, blue, silver laced, golden	Polish (white crested black,
laced, brown, barred, AOV)	bearded golden, bearded silver,
Cornish (dark, buff, white, white	bearded buff laced, bearded
laced red)	white, non-bearded golden, non-
Crevecoeur	bearded silver, non-bearded buff
Dorking (silver gray, AOV)	laced, non-bearded white, AOV)
Frizzle	Rhode Island Red (S.C., R.C.)
Hamburg (silver spangled, golden	Salmon Faverolle
spangled, golden penciled, black,	Speckled Sussex
white)	Turkin
Jersey Giant (black, white)	White Faced Black Spanish
Lakenvelder	Wyandotte (white, silver laced,
Langshan (black, white)	golden laced, buff, partridge,
Leghorn (SC white, SC dark	silver penciled, Columbian, blue
brown, SC light brown, buff,	black, AOV)
black, silver, AOV; RC white, RC	Any Other Varieties
dark brown, RC light brown,	

CLASS

- | | |
|----------------------|---------------------------|
| 1. Cock, over 1 year | 3. Cockerel, under 1 year |
| 2. Hen, over 1 year | 4. Pullet, under 1 year |

DIVISION 5:BANTAM CHICKENS

PLEASE NOTE: BREEDS APPLY TO CLASSES 1-4

Belgian (Quail ,AOV)	silver duckwing, white, black,
Black Australorp	spangled, wheaten, brown red,
Booted White	red pyle, self blue, AOV)
Brahma (light, dark, buff)	Plymouth Rock (barred, white,
Cochin (black, buff, white,	partridge, buff, AOV)
partridge, barred, red, blue, AOV)	Polish (bearded golden, non-
Cornish (dark, white, white laced	bearded golden, non-bearded
red)	white crested, AOV)
Dutch Bantam	Rhode Island Red (S.C, R.C.)
Hamburg (silver spangled, AOV)	Rose Comb (black, white, AOV)
Japanese (black tailed white,	Salmon Faverolle
black tailed buff, black, white,	Sebright (golden, silver)
AOV)	Silkie (bearded white, non-
Leghorn (light, dark brown, light	bearded white, bearded black,
brown, AOV)	non-bearded black, bearded buff,
Mille Fleures (bearded, non-	non-bearded buff, AOV)
bearded)	Sumatra
Modern Game (black breasted	Wyandotte (white, black,
red, silver duckwing, birchen,	partridge, buff, silver laced, AOV)
AOV)	A.O.V.

CLASS

- | | |
|----------------------|---------------------------|
| 1. Cock, over 1 year | 3. Cockerel, under 1 year |
| 2. Hen, over 1 year | 4. Pullet, under 1 year |

DIVISION 6: PRODUCTION CHICKENS & EGGS

RULES FOR CLASSES 3-9

- A. Dozen UNWASHED eggs in carton.
- B. Eggs will be judged on uniformity and quality.
- C. Eggs must be from the same breed of chicken.

CLASS

- | | |
|--|-----------------|
| 1. Egg strain pullets 18-24 weeks of age, three (3) females | 4. Colored Eggs |
| 2. Egg strain layers, 24 weeks of age and older, three (3) females | 5. Brown Eggs |
| 3. White Eggs | 6. Duck Eggs |
| | 7. Geese Eggs |
| | 8. Quail Eggs |
| | 9. AOV Eggs |

DIVISION 7: QUAIL

Exhibitors must furnish own cages.

CLASS

- | | |
|--------------|------------------|
| 1. Bob White | 4. Tennessee Red |
| 2. Button | |
| 3. Japanese | 5. AOV |

DIVISION 8: MISCELLANEOUS FOWL

- 1. Guinea
- 2. Pea Fowl
- 3. Pigeons
- 4. Golden Pheasant
- 5. Reeves Pheasant
- 6. Silver Pheasant
- 7. Pheasant A.O.V.
- 8. Breeding Turkeys AOV
- 9. A.O.V.

Sub-Class

- 1. Male
- 2. Female



DIVISION 9: POSTER EXHIBIT

LEARNING OBJECTIVE

Demonstrate with their project what they have learned through their study of the poultry industry.

- A. Purpose of project is to promote poultry industry & products to the general public.
- B. Judged on neatness, attractiveness & educational value.
- C. Turn in to superintendent by the end of the Poultry Show on Saturday, July 19.

CLASS

- 1. Poster Display

DIVISION 10: POULTRY SHOWMANSHIP

RULES

- A. Saturday, July 25 8:00 am, Poultry Barn.
- B. Pre-registration for showmanship is required.
- C. Showmanship Age is determined by your age on Jan. 1.

CLASS

- | | |
|--------------------------------|----------------|
| 1. Junior (ages 8-12) | Ribbon/Rosette |
| 2. Intermediate (ages 13 – 15) | Ribbon/Rosette |
| 3. Senior (ages 16-19) | Ribbon/Rosette |

DIVISION 11: PROJECT RECORD BOOK

LEARNING OBJECTIVE

Exhibitor will keep a complete set of records regarding their project as a good business practice. Project Record Books are available online or by contacting the MSU Extension 4-H Office.

- a. Records must be turned in by 9AM on Saturday, July 25. Unless using during the show, then turn in immediately after show.
- b. For record judging criteria see page 8.
- c. Exhibitors need not be present during evaluation of records.

CLASS

- 1. Project record book

POULTRY SPECIAL EVENTS

Exhibitor must be registered in 4-H Poultry Project to participate in special events and have a bird present in the barn.

No pre-registration necessary for the following activities. Sign up at fair.

CHICKEN FLYING CONTEST

Sunday, July 26 3:00 pm, Dairy Arena
Exhibitor must be registered in 4-H Poultry Project.



FASHION CONTEST

Thursday, July 30, Time– 3PM Poultry Barn

THEME: **Country of Origin**

Must use a bird that is already on the grounds.

EGG TOSSING CONTEST

Saturday, Aug. 1, 3:00 pm Dairy Arena

4-H CLOVERBUD POULTRY EVENTS

- Cloverbud Members **may** bring their own bird (one entry) to show in the following classes: Fancy, Flying Contest, Showmanship, Fashion Contest.
- Cloverbud members are not eligible for placings, premiums or auction. All Cloverbuds will be rewarded the same prize.
- Cloverbud members are responsible for cleaning their pens by noon daily, feeding and watering their birds. Cloverbud members will not be responsible for barn duties.
- Cloverbud Bird entry will be required to remain on the grounds the entire week. Release time, Saturday, the last day of fair, from 8:00 pm to 10:00 PM. **No Sunday check out**

SPECIAL 4-H CLOVERBUD POULTRY CLASSES

- Register under department 82, division 51

CLOVERBUD FANCY

Saturday, July 25 at 8:00 am Poultry Barn

Judging will begin immediately following the announcements.

Project will be evaluated based on the breed standards.

CLOVERBUD FLYING CONTEST

Sunday, July 26, 3:00 pm, Dairy Arena

Exhibitor must be registered in 4-H Poultry Project.

Must use a bird that is already on the grounds, see superintendents if you need a bird.

CLOVERBUD SHOWMANSHIP

Tuesday, July 28 7:00 pm, Poultry Barn

Exhibitor must be registered in 4-H Poultry Project.

Must use a bird that is already on the grounds, see superintendents if you need a bird.

CLOVERBUD FASHION CONTEST

Thursday, July 30, Time– 3PM Poultry Barn

THEME: **Country of Origin**

Must use a bird that is already on the grounds, see superintendents if you need a bird.



4-H DEPARTMENT 14

Rabbits



SUPERINTENDENTS

Holly Jerore Liz Hicks

Advisors

Grace Chandler Betsy Gust Heidi Spence

Check in: Friday, July 24 6:30 – 8:30 pm

Order will be by 4-H Club

Showmanship: Sunday, July 26 @ 8:30 am

Breed & Market Class Judging to follow Showmanship **Show Barn**

Small Animal Auction Wednesday, July 29

Checkout Saturday, Aug 1, 10:30 pm

CHECK-IN, HEALTH CHECK, & WEIGHING

ALL Rabbits Check in: Friday, July 24 6:30 –8:30 pm Rabbit Barn

- All rabbits shall be tattooed prior to health check.
- Health Check – No rabbit will be allowed in rabbit barn before undergoing health check. Any rabbit with clinical signs of infection, contagious or toxicological disease shall be removed from fairgrounds immediately.
- All market rabbits must be weighed in.
- Weigh in for market rabbits will be done at check in where exhibitors will be given a weigh in slip or slips.
- Weigh in slips shall be brought with you for market judging.
- Copies of Pedigree papers for market rabbits must be submitted at time of weigh in.
- Each rabbit shall have its own pedigree, this means if you have a fryer pen you will have three separate pedigrees. Pedigrees shall be signed by the exhibitor only, pedigrees with other than exhibitors name will not be accepted.
- Pedigrees for Breed Classes must be available on day of judging, except first year members showing in Fancy or Commercial Breed judging.
- NO pregnant rabbits may be checked in.

REGISTRATION & TATTOO

- All exhibitors must follow established registration and identification guidelines.
- All rabbits must be officially identified to exhibit. Rabbits must have identification tattoo.
- Meat rabbits must be tattooed and registered with the MSU Extension 4-H Office by established deadlines.
- Roasters registered by **May 15**; may register up to three (3) per exhibitor. *May bring a maximum of 2 pens.*
- Fryers registered by **June 18**; may register up to nine (9) per exhibitor. *May bring a maximum of 2 pens (6).*



GENERAL RABBIT RULES

- A. All entries are limited to breeds listed in Fancy or Commercial breeds.
- B. Rabbit exhibitors are **limited to (7) seven pens** of their choice with up to two in the same class for Division numbers 1-2. Meat classes will be allowed two pens in each class of roaster and fryers. Premiums will be paid on four money classes.
- C. Exhibitors must be pre-registered to participate in all classes they want to show.
- D. Exhibitors must be present when their rabbits are being judged unless prearranged and approved in writing by a Rabbit Superintendent.
- E. Only first year exhibitors may show a crossbred rabbit in the Fancy Breed or Commercial Breed judging. Although it is strongly recommended that you purchase a pedigreed rabbit. All other exhibitors must have pedigreed rabbits to show, this applies to all classes.
- F. Rabbits will be judged by ARBA Standards and rules.
- G. Only "A" and "B" pens will be sold at Small Animal Auction.
- H. All Champion Market pens will be sold at Small Animal Auction.
- I. Showmanship rabbit must be registered under exhibitor's name and be exhibited under Breeding Rabbits or under Market Rabbits.
- J. Only the top 5 breeds in rabbit numbers will be eligible to receive awards.
- K. If your rabbit wins Best Of Breed you must put your rabbit back on table for Best Of Show judging.
- L. Should your rabbit win Best Of Show, Reserve Of Show, Grand Champion Roaster, Fryer or Homegrown, Reserve Champion Roaster, Fryer Pen or Homegrown; rabbit will be moved to a pen in the Champion area.

BARN RULES

- A. Exhibitors are responsible for care and feeding their own animals unless prior arrangements have been made in writing with a Rabbit Superintendent.
- B. No equipment, feed etc. shall be left in the Rabbit barn. Items left in barn will be disposed of.
- C. All feed and water containers are provided by the Rabbit Board and are signed out to exhibitors at time of check in, these are the only containers that will be allowed in rabbit barn, **there will be no exceptions to this rule.**
- D. All pens and trays shall be cleaned along with turning in all feed and water cups by 9:30 pm check-out time on the Saturday fair ends.
- E. Any exhibitor who removes their rabbit from Rabbit Barn without written approval by a Rabbit Superintendent will not be allowed to participate in any other remaining rabbit related activities for that Fair period, or run for small animal board.
- F. Chores must be completed by **10AM daily!!!**
- G. In addition to above they will also forfeit all winnings, this includes awards, premiums, ribbons etc. and will not be allowed a Fair rabbit project the following year.

- H. There will be a \$5.00 per exhibitor fee for barn improvements. This will be deducted from the exhibitors auction check, no matter what specie the exhibitor sells.
- I. Mandatory Auction set up on **Wed. July 29 at 4PM** for all sellers unless multiple Superintendents give written consent. Failure to attend will result in a \$25 check deduction.

DIVISION 1: FANCY BREED RABBITS

Recognized Breeds

- **Breeding rabbits shown individually.**
- **The following is listed in groups or varieties as listed in A.R.B.A. Standard Of Perfection.**
- **Rabbit exhibited in breed classes can NOT show in Market Classes.**

American Fuzzy Lop	Himalayan
American Sable	Jersey Wooly
Angora-English	Lilac
Angora-French	Lionhead
Angora-Satin	Lop-Holland
Belgian Hare	Lop-Mini
Blue Holicer	Mini Californian
Britannia Petite	Mini Rex
Czech Frosty	Mini Satin
Chinchilla-Standard	Netherland Dwarf
Dutch	Rex
Dwarf Hotot	Rhineland
Dwarf Papillion	Silver
English Spot	Silver Marten
Florida White	Tan
Harlequin	Thrianta
Havana	

CLASS

1. Senior Buck, over 6 months
2. Senior Doe, over 6 months
3. Junior Buck, 3-6 months
4. Junior Doe, 3-6 months

DIVISION 2: COMMERCIAL BREED RABBITS

Recognized Breeds

Rabbits exhibited in breed classes can NOT show in Market classes

American	Cinnamon
Angora-Giant	Crema D'Argent
Argente Brun	Flemish Giant
Beveren	Lop-English
Blanc De Hoto	Lop-French
Californian	New Zealand
Champagne D'Argent	Palomino
Checkered Giant	Satin
Chinchilla	Silver Fox

CLASS

1. Senior buck, over 8 months
2. Senior Doe, over 8 months
3. Intermediate Buck, 6-8 months
4. Intermediate Doe, 6-8 months
5. Junior Buck, 3-6 months
6. Junior Doe, 3-6 months



DIVISION 3: CROSSBREED

PLEASE NOTE: FIRST YEAR 4-H EXHIBITORS ONLY.
THIS CLASS IS NOT ELIGIBLE FOR BEST OF SHOW.

CLASS

1. All ages

DIVISION 4: MARKET RABBITS

RULES

- A. Roaster Class pen of one. Under 6 months old on the day of show. Weight is between 5.4-9 Pounds
- B. Fryer class pen of three. Weight is between 3.4-5.4 pounds Fryer rabbits are not allowed to be over 70 days old and fryer pen rabbits must be of the same breed and variety.
- C. Exhibitor may show both in Fryer & Roaster class, but may only sell one pen.
- D. Homegrown classes:
 1. Exhibitor must own both parents.
 2. Record books are to be completed. Failure to have a record book will result in removal from the homegrown class and you will be placed in the traditional purchase class.
 3. Cost and date of parent purchase is to be included.
 4. Families with multiple children wishing to take rabbits in this class may use rabbits from the same litter but each child must complete a separate record book.
- E. *Rabbits exhibited in Market classes can NOT show in breed.*

CLASS

1. Roaster – purebred & pedigreed
2. Fryer – purebred & pedigreed
3. Homegrown Roaster 1 Per Pen, purebred & pedigreed
4. Homegrown Fryers 3 per pen, purebred & pedigreed
 - Champion & Reserve Champion Roaster
 - Champion & Reserve Champion Fryer
 - Champion & Reserve Champion Homegrown Roaster
 - Champion & Reserve Champion Homegrown Fryer



DIVISION 5: RABBIT SHOWMANSHIP

RULES

- A. Pre-registration for showmanship is required.
- B. Showmanship Age is determined by your age on January 1, current year.
- C. Youth Exhibitors will be judged on appearance, actions and knowledge of their rabbit project, also on handling, fitness and showing of rabbit.
- D. An exhibitor is eligible to win a showmanship age group only once. After winning one time, this individual will be allowed to return each consecutive year in an over-all Champion Class against winners of all age groups of that next year. Such a winner will then compete in a regular class when he/she reaches the next age group.
- E. Showmanship rabbit must be registered under exhibitor's name and be exhibited under Breeding Rabbits or under Market Rabbits

CLASS

1. Junior Showmanship (ages 8-11)
2. Intermediate Showmanship (ages 12 – 15)
3. Senior Showmanship (ages 16-19)
 - Champion Showmanship (all ages)
 - Reserve Champion Showmanship (all ages)

DIVISION 6:

Educational Project

LEARNING OBJECTIVE

Exhibitor will keep a complete set of records regarding their project as a good business practice. Project Record Books are available online or by contacting the MSU Extension 4-H Office.

- A. Records must be turned in at check-in Friday, July 24,
- B. For record judging criteria see page 8.
- C. Exhibitors need not be present during evaluation of records.

Class

1. Project record book
2. Poster

Dress A Bunny Photo Contest

Voting begins Sun July 26– 2 PM August 1

Theme: Country of Origin

Submit printed Photo at Check in



4-H DEPARTMENT 16

Light Horse & Pony



SUPERINTENDENTS

Keith Covey Rebecca Peck

JUDGING - See each Division for info

MONDAY

9 am Halter

TUESDAY

9 am Trail

5 pm Speed

WEDNESDAY

9 am English Rail

10 am Dressage

5 pm Walk Trot Speed

THURSDAY

9 am Western

11 am Western Dressage

FRIDAY

2 pm Costume

4 pm Cloverbuds

6 pm Seniors

SATURDAY

9 am Versatility & Freestyle

Reining

Fun Day

How to register on-line: Chose halter classes based on your animal. The rest of your classes will be listed under your age bracket

HORSE & PONY RULES

GENERAL RULES:

- A. All entrants are subject to the rules and regulations of Michigan 4-H Youth Programs including Lenawee 4-H Horse and Pony Association regulations.
- B. Animals must be in place by 7:00 p.m., SATURDAY
- C. Superintendents have the right to rearrange classes and start times as needed.
- D. Register for all classes you are interested in showing. You will only be paid for three (3) classes. Class adds and drops will be allowed during fair.
- E. Superintendents have final decisions.

HORSES:

- F. All horses and ponies will be checked by a veterinarian on Saturday.
- G. Horse ages are determined as of January 1 of current year.
- H. Horse must be registered with superintendent by May 1 of current year.
- I. No stallions or yearling colts allowed.
- J. Horse and Ponies show together, except for Halter. Each horse/pony may be entered in only one model halter class.

EXHIBITORS:

- K. Exhibitor's age will be determined as of January 1 of current year.
- L. If any exhibitor leaves fair early, they will not be allowed to come to fair the following year, in the Light Horse Department.
- M. Youth working with horse project may enter an educational exhibit under division 10 class 189
- N. Group Showmanship must have 3 entries to participate. Exhibitors DO NOT HAVE TO BE IN THE SAME CLUB and DOES NOT COUNT TOWARDS YEAR END AWARDS.

O. Only the first and second place animals in respective classes are eligible to compete in championship classes. Exception, those exhibitors that are not eligible based on Horse and Pony Rules and Regulations.

CLASSES:

- Q. Classes must be split, if the number of riders exceed 16. Any class with 8-year-olds will split at 12 riders, splits will attempt to be done by age.
- R. Exhibitors signing up as NOVICE must show only in Novice Classes. They may not show in respective age groups, with the exception of group showmanship, combination class, reining, jumping, western riding, gymkana & costume classes.
- S. Exhibitors signing up for a walk-trot classes may not show in three-gaited classes.
- T. In Hunter Over Fences and Equitation Over Fences classes, height of jumps will be adjusted for ponies.
- U. Each rider may enter only two dressage classes in each discipline.
- V. Seniors must show their 4-H horse project at the Fair



their senior year to participate in senior ride night. Speeches will have a 500 word limit.

CLOVERBUDS:

Two Cloverbud Classes will be offered on Friday at 4:00 p.m. Cloverbuds must ride a horse that is already on the fair grounds. Boots and SEI helmets with safety harness are required. The 5-6 year olds, must have an adult, to lead horse and rider, halter must be under bridle. The 7 year olds, can be off lead. Spotters are required in arena. Sign up in the Cloverbud section of the fairbook.

Monday 9AM

Class

Classes 1 - 16 are premium/money classes.

1. Registered AQHA Gelding at halter (any age)
2. Registered AQHA mares at halter (any age)

CHAMPION & RESERVE REGISTERED AQHA

(1st & 2nd place winners of classes 1 & 2)

3. Grade Horse Gelding at halter (any age)
4. Grade Horse Mares at halter (any age)

CHAMPION & RESERVE GRADE HORSE AT HALTER

(1st & 2nd place winners of classes 3 & 4)

5. Registered Fine Horse Gelding at Halter
6. Registered Fine Horse Mare at Halter

CHAMPION & RESERVE FINE HORSE AT HALTER

(1st & 2nd place winners of classes 5 & 6)

7. Other registered Horse Geldings at Halter
8. Other registered Horse Mares at Halter

CHAMPION & RESERVE OTHER REGISTERED HORSE AT HALTER

(1st & 2nd place winners of classes 7 & 8)

9. Mini registered Horse Gelding at Halter
10. Mini registered Horse Mares at Halter

CHAMPION & RESERVE MINI REGISTERED HORSE AT HALTER

(1st & 2nd place winners of classes 9 & 10)

11. Mini grade Horse Gelding at Halter
12. Mini grade Horse Mares at Halter

CHAMPION & RESERVE MINI Grade HORSE AT HALTER

(1st & 2nd place winners of classes 11 & 12)

GRAND CHAMPION & RESERVE MINI HORSE

(1st & 2nd place winners of classes 9, 10, 11, & 12)

13. Registered Pony Geldings at Halter
14. Registered Pony Mares at Halter

CHAMPION & RESERVE REGISTERED PONY

(1st & 2nd place winners of classes 13 & 14)

15. Grade Pony Geldings at Halter
16. Grade Pony Mares at Halter

CHAMPION & RESERVE GRADE PONY

(1st & 2nd place winners of classes 15 & 16)

GRAND CHAMPION & RESERVE GRAND CHAMPION HORSE AT HALTER

(Champion & Reserve from horse classes)

GRAND CHAMPION & RESERVE GRAND CHAMPION PONY AT HALTER

(Champion & Reserve from pony classes)

Classes 17-24 are ribbon/rosette only, no premiums offered

17. Fitting & Showing Horse/Pony (17 -19)
 18. Fitting & Showing Horse/Pony (15 - 16)
 19. Fitting & Showing Horse/Pony (13 - 14)
 20. Fitting & Showing Horse/Pony (8 - 12)
 21. Fitting & Show Miniature Horse (all ages)
- #### **GRAND CHAMPION & RESERVE GRAND CHAMPION FITTING & SHOWING**
- (Champion & Res. 1st & 2nd from classes 17-21)
23. Novice Fitting & Showing Horse/Pony (19 and under, 1st and 2nd year showing)
 24. Walk-Trot Fitting & Showing Horse/Pony **Intermediate** 2+ years
 25. Walk-Trot Fitting & Showing **Beginner** 1st year

COMBINATION CLASSES

RULES

- A. All tack and clothing changes to be made in the ring.
- B. At least one, but not more than two **Lenawee 4-H** youth dressed appropriately (boots, long sleeves, long pants) are permitted in the ring to help with clothing changes, & tack changes.
- C. There will be a 5 minute time limit for changes. First phase – showmanship, second phase – western equitation, third phase – English equitation, rail work.

Class

Classes 26-27 are ribbon only, no premiums offered. Three Gaited riders ONLY.

26. Combination Class Horse/Pony (14 & over)
27. Combination Class Horse/Pony (13 & under)

HORSE & PONY TRAIL

Tuesday 9AM

Classes 28-36 are premium/money classes, excluding champion classes

Class

28. Trail (17 – 19)
29. Trail (14 – 16)
30. Trail (12 – 13)
31. Trail (8 - 11)
32. Miniature Horse Trail in Hand (All ages)
- 33.
34. Novice Trail (8-19)
35. Walk-Trot Trail Intermediate 2 year and beyond
36. Walk-Trot Trail Beginner 1st year

CHAMPION & RESERVE CHAMPION

TRAIL (1st & 2nd place winners from Classes: 28-31)

Miniature Champion & Reserve Trail (1st & 2nd place winners from Class 32)



HORSE & PONY SPEED

Speed (three gaited) Classes 37-60 are premium/money

Class

- | | |
|-----------------------------|---------------------------|
| 37. Keyhole (17-19) | 49. Cloverleaf (17-19) |
| 38. Keyhole (14-16) | 50. Cloverleaf (14-16) |
| 39. Keyhole (12-13) | 51. Cloverleaf (12-13) |
| 40. Keyhole (8 - 11) | 52. Cloverleaf (8 - 11) |
| 41. Speed & Action (17-19) | 53. Pole Bending (17-19) |
| 42. Speed & Action (14-16) | 54. Pole Bending (14-16) |
| 43. Speed & Action (12-13) | 55. Pole Bending (12-13) |
| 44. Speed & Action (8 - 11) | 56. Pole Bending (8 - 11) |
| 45. Indiana Flags (17-19) | 57. Down & Back (17-19) |
| 46. Indiana Flags (14-16) | 58. Down & Back (14-16) |
| 47. Indiana Flags (12-13) | 59. Down & Back (12-13) |
| 48. Indiana Flags (8 - 11) | 60. Down & Back (8-11) |

ENGLISH RAIL CLASSES

Wednesday 9AM

RULES

- Equitation classes Ribbon only, Hunter classes money/premium.
- SEI Helmets with safety harness required for schooling also. Schooling will run as follows: 8:00 a.m. – 2 ft. 6 in. & 2 ft. Jumpers will school for half an hour. Must have trainer, leader, or adult in arena. 8:30 a.m. – Beginner jumpers will school for half an hour. Must have trainer, leader, or adult in arena.

Class

- English Showmanship (17-19)
- English Showmanship (14-16)
- English Showmanship (12-13)
- English Showmanship (8-11)
- Novice English Showmanship (8-19)
- Walk Trot English Showmanship Intermediate
- Walk Trot English Showmanship Beginner
- Beginner Hunter Over Fences (horse or pony in 1st or 2nd year over fences)
- Beginner Eq. Over Fences (rider in 1st & 2nd year showing)
- Intermediate Hunter over Fences 2' straight (horse or pony never jumped higher than 2' in any competition including schooling shows)
- Intermediate Eq. over fences 2' straight (rider never jumped higher than 2'' in any competition including schooling shows)
- Hunter Over Fences Horse or Pony
- Equitation Over Fences Horse or Pony
- Hunter Hack (17-19)
- Hunter Hack (14-16)
- Hunter Hack (12-13)
- Hunter Hack (8-11)
- Hunter Hack Novice (8-19)
- Mini in Hand Hunter (13-19)
- Mini in Hand Hunter (8-12)



© Can Stock Photo

ENGLISH EQUITATION

Rail Classes

Equitation classes Ribbon only, Pleasure classes premium

- English Pleasure (17-19)
- English Pleasure (14-16)
- English Pleasure (12-13)
- English Pleasure (8-11)
- Novice English Pleasure (8-19)
- English Walk/Trot Pleasure Intermediate
- English Walk/Trot Pleasure Beginner

CHAMPION & RESERVE ENGLISH PLEASURE HORSE/PONY

(1st & 2nd place winners of classes 82-85)

- English Equitation Horse/Pony (17-19)
- English Equitation Horse/Pony (14-16)
- English Equitation Horse/Pony (12-13)
- English Equitation Horse/Pony (8-11)
- Novice English Equitation Horse/Pony (8 - 19)
- English Walk/Trot Equitation Horse/Pony Intermediate
- Walk/Trot English Equitation Beginner

CHAMPION & RESERVE ENGLISH EQUITATION HORSE

(1st & 2nd place winners of classes 89-92)

ENGLISH BAREBACK

Class Ribbon only

- English Bareback Equitation Horse/Pony (17-19)
- English Bareback Equitation Horse/Pony (14-16)
- English Bareback Equitation Horse/Pony (12-13)
- English Bareback Equitation Horse/Pony (8-11)
- Novice Bareback English Equitation Horse/Pony (8 - 19)
- Walk Trot Bareback English Equitation Intermediate
- Walk/Trot Bareback English Equitation Beginner

CHAMPION & RESERVE ENGLISH BAREBACK EQUITATION HORSE/PONY (1ST & 2ND place winners of classes 96-99)

SADDLE SEAT

Class Equitation ribbon only/pleasure classes premium

- Saddle Seat Pleasure (17-19)
- Saddle Seat Pleasure (14- 16)
- Saddle Seat Pleasure (12 - 13)
- Saddle Seat Pleasure (8-11)
- Saddle Seat Pleasure Novice (8 - 19)
- Saddle Seat Pleasure Walk/Trot Intermediate
- Saddle Seat Pleasure Walk/Trot Beginner

Champion & Reserve Saddle Seat Pleasure Horse/Pony

(1st & 2nd place winners in classes: 103-106)

- Saddle Seat Equitation (17 - 19)
- Saddle Seat Equitation (14- 16)
- Saddle Seat Equitation (12 - 13)
- Saddle Seat Equitation (8-11)
- Saddle Seat Equitation Novice (8 - 19)
- Saddle Seat Equitation Walk/Trot Intermediate
- Saddle Seat Equitation Walk/Trot Beginner

Champion & Reserve Saddle Seat Equitation

(1st & 2nd place winners in classes: 110-113)



HORSE & PONY DRESSAGE

Pony Arena—10:00 AM

Money/Premium Classes

Classic Dressage Rules: Intro Test B is for Walk-Trot only, Intro Test C is for Novice Rider only.

- 117. Classic Dressage Horse or Pony (Intro Test B)
- 118. Classic Dressage Horse or Pony (Intro Test C)
- 119. Classic Dressage Horse or Pony (Training Level Test I)
- 120. Classic Dressage Horse or Pony (Training Level Test II)
- 121. Classic Dressage Horse or Pony (Training Level Test III)

WALK-TROT & MINI SPEED

Wednesday 5PM

Money/premium Classes

- 122. Mini Pole bending
- 124. Walk Trot Pole bending Intermediate
- 125. Walk Trot Pole Bending Beginner
- 126. Mini Cloverleaf
- 128. Walk Trot Cloverleaf Intermediate
- 129. Walk Trot Cloverleaf Beginner
- 130. Mini Scurry
- 132. Walk Trot Indiana Flags Intermediate
- 133. Walk Trot Indiana Flag Beginner
- 134. Walk Trot Speed and Action Intermediate
- 135. Walk Trot Speed & Action Beginner
- 136. Walk Trot Keyhole Intermediate
- 137. Walk Trot Keyhole Beginner
- 138. Walk Trot Down and Back Intermediate
- 139. Walk Trot Down and Back Beginner

PERFORMANCE WESTERN Thursday 9AM

Western Pleasure

Money/Premium Classes

- 140. Western Pleasure Horse/Pony (17-19)
- 141. Western Pleasure Horse/Pony (14-16)
- 142. Western Pleasure Horse/Pony (12-13)
- 143. Western Pleasure Horse/Pony (8 - 11)
- 144. Novice Western Pleasure Horse/Pony (8 - 19)
- 145. Walk/Trot Western Pleasure Horse/Pony Intermediate
- 146. Walk/Trot Western Pleasure Beginner

CHAMPION & RESERVE WESTERN PLEASURE HORSE

(1st & 2nd place winners of classes 140-143)

Western Equitation

Ribbon Only/No Premium

- 147. Western Equitation Horse/Pony (17-19)
- 148. Western Equitation Horse/Pony (14-16)
- 149. Western Equitation Horse/Pony (12-13)
- 150. Western Equitation Horse/Pony (8 - 11)
- 151. Novice Western Equitation Horse/Pony (8 - 19)
- 152. Western Walk/Trot Equitation Intermediate
- 153. Western Walk/Trot Equitation Beginner

CHAMPION & RESERVE WESTERN EQUITATION HORSE/PONY

(1st & 2nd place winners of classes 147-150)

RANCH

Money/Premium Classes

- 154. Ranch Pleasure (17-19)
- 155. Ranch Pleasure (14-16)
- 156. Ranch Pleasure (12-13)
- 157. Ranch Pleasure (8-11)

Champion & Reserve Ranch Pleasure 1st & 2nd place winners of classes 154-157

Ribbon/Rosette only

- 158. Ranch Riding (17-19)
- 159. Ranch Riding (14-16)
- 160. Ranch Riding (12-13)
- 161. Ranch Riding (8-11)

Champion & Reserve Ranch Riding 1st & 2nd Place winners of classes 158-161

BAREBACK

Ribbon/Rosette only

- 162. Bareback Equitation Horse/Pony (17 - 19)
- 163. Bareback Equitation Horse/Pony (14- 16)
- 164. Bareback Equitation Horse/Pony (12-13)
- 165. Bareback Equitation Horse/Pony (8 - 11)
- 166. Novice Bareback Equitation Horse/Pony (8 - 19)
- 167. Walk-Trot Bareback Equitation Horse/Pony Intermediate
- 168. Walk Trot Bareback Equitation Beginner

CHAMPION & RESERVE BAREBACK EQUITATION HORSE

(1st & 2nd PLACE WINNERS OF CLASSES 162-165)

REINING

Money/Premium Classes

- 169. Reining Horse (19 & under)

WESTERN/ENGLISH RIDING

Money/Premium Classes

- 170. Green Western Riding Horse/Pony (19 & under)
- 171. Western Riding Horse/Pony (17 -19)
- 172. Western Riding Horse/Pony (14 -16)
- 173. Western Riding Horse/Pony (12 -13)
- 174. Western Riding Horse/Pony (8 -11)

WESTERN DRESSAGE

Pony Arena— 11:00 am

- 175. Western Dressage Intro Level Test 2 (Walk/Trot)
- 176. Western Dressage Intro Level Test 3 (Novice)
- 177. Western Dressage Basic Level 1
- 178. Western Dressage Basic Level 2
- 179. Western Dressage Basic Level 3

MINI LIBERTY

Money/premium class

- 180. Mini Liberty
 - 182. Mini Driving
- Time and Location TBA

COSTUME

Friday 2PM

Ribbon Only/No premium

When signing up for this class, please turn in brief description of costume, any comments to be read as exhibitor is entering the arena. This class will not count towards Fair High Point.

- 184. Costume Class Horse/Pony (15 & over)
- 185. Costume Class Horse/Pony (13 & 14)
- 186. Costume Class Horse/Pony (8 - 12)



CLOVERBUDS 5, 6 AND 7 YR OLD CLASS Friday 4PM

Register in the Cloverbud Section. Must ride a horse that is already on the fair grounds. **BOOTS & SEI HELMETS ARE REQUIRED** for both classes. Also, Adults are required to have a halter and lead attached to horse and rider in 5-6 year old class. The 7 year old class will be ridden off lead, with spotters in arena.

GRADUATING SENIORS FRIDAY 6:00 pm

Senior, please have your senior farewell readings turned into the booth by Wednesday end of showing. If you are unable to do this please notify Superintendents. The speeches will have a 500 word limit.



VERSATILITY Horse Arena— SATURDAY – 9:00 am

Rules to be announced. Ribbon only, no premium
First, Second and Third Place winners from the following classes: Showmanship, English Equitation, Saddleseat Equitation, Western Horsemanship, English Western Riding, Bareback, Trail, Western Dressage, Classic Dressage, Speed and Action, Poles, Flags, and Keyhole In age groups only, will be asked to compete.

187. Versatility – This class is for all ages except walk trot and novice. Classes will be showmanship, English equitation, western equitation, keyhole, flags and pole bending. Patterns will be used.

FREE STYLE REINING

Music and Costumes must be approved by Superintendents by Wednesday at 6:00 p.m. Ribbon Only, no premium
188. Free Style Reining – all ages except walk trot

HORSE EDUCATION EXHIBIT

Turn into Superintendent by Monday at 6:00 p.m.
189. An educational exhibit, poster, display etc. regarding horses or the horse industry.

4-H DEPARTMENT 18

Draft Horse & Pony



SUPERINTENDENT Londa Pickles

DRAFT HORSE & PONY RULES

1. All entrants are subject to the rules and regulations of Michigan 4-H Youth Programs including Lenawee 4-H Horse and Pony Association regulations.



LENAWEE COUNTY 4-H PREMIUM BOOK 2026

2. Animals must be in place by noon Sunday.
3. Entries limited to stall space available.

HORSES

- A. All horses and ponies will be checked by a veterinarian or Superintendent.
- B. Horse ages are determined as of January 1 of current year.
- C. Horse must be registered with superintendent by May 1 of current year.
- D. No stallions or yearling colts allowed.

EXHIBITORS:

- E. Exhibitor's age will be determined as of January 1 of current year. Youth may participate from ages 8 to 19.
- F. Youth working with a draft horse or pony project but unable to bring the animal to Fair may enter a static educational exhibit (Dept. 82, Section 3, Class 1).
- G. Entrants in registered horse classes must present papers to club leaders upon registration.

CLASSES:

- H. An exhibitor may enter only one horse or pony in Divisions 1 & 2. A second animal may be brought only if it is a suckling or weaning foal of the animal registered by May 1. Foal is not shown in classes. Division 3 animals being shown in hitch classes as registered by May 1.
- I. Only first and second place animals in respective classes are eligible to compete for championships.
- J. Judging time will be on the same day as open class draft horse (draft horse hitch and halter may be on different days – check schedule closely.)

DIVISION 1: HALTER CONFORMATION

Class

1. Junior Mare (2 years & Under)
2. Senior Mare (3 years & over)
3. Gelding and Grade Mares
4. Draft Pony Gelding
5. Draft Pony Mare
 - Champion and Reserve Draft Horse Rosette
 - Champion and Reserve Draft Pony Rosette

DIVISION 2: SHOWMANSHIP

No Premiums. Ribbons awarded in all classes.

Class

1. Showmanship youth 14 & over
2. Showmanship youth 13 & under

DIVISION 3: HITCH

1 OR 2 PONY HITCH ONLY Premium in one class only

Class

1. Single Draft Horse under harness without cart
2. Single Draft Pony under harness without cart
3. Single Draft Horse cart
4. Single Draft Pony cart
5. Draft Horse team, under harness without wagon
6. Draft Pony team, under harness without wagon
7. Draft Horse Team
8. Draft Pony Team

DIVISION 4: BRAIDING

Judging Wednesday – 7 p.m. – Draft Horse Barn

Class:

1. Mane Braiding
2. Tail Braiding

4-H DEPARTMENT 22

Dogs



SUPERINTENDENTS Josh Perry Robin Ginter
JUDGING — Sun. July 26 @ Dairy Arena &
Tues., July 28 @ Dairy Arena

CHECK IN TIME 8:30am (Must be done for all classes)

COSTUME 9:00 am followed by

AGILITY & OBEDIENCE 9:30am Dairy Arena

HANDLING & RALLY Tues July 28 9AM Dairy
Arena

DOG RULES

YOU WILL NOT BE ALLOWED TO SHOW AT THE FAIR if the requirements are unfulfilled.

A. Exhibitors must submit a Dog Information Form along with proof of up-to-date immunizations to the 4-H office AT THE TIME OF FAIR REGISTRATION. The rabies vaccination is required by Federal Law and no medical exemptions are allowed. The distemper virus, parvovirus, and adenovirus (hepatitis) shots are considered core vaccinations. Proof of up-to-date immunizations can be met by the following:

- 1. A copy of veterinarian records showing that the rabies and the core vaccination are current. A titer test by a veterinarian showing an acceptable level of immunity is also admissible.**
- 2. A copy of a rabies certificate from a veterinarian and owner records of core vaccinations which must include a copy of the label and when the shot was administered.**
- 3. Exceptions to the core vaccinations requirement will be accepted in cases where a veterinarian certifies in writing that he or she does not recommend vaccines for a dog based on health reasons.**

B. Puppies must be at least 6 months of age and have completed the series of DHLPP shots or have an exemption letter from a veterinarian in order to be eligible to show. If you do not own the dog you show, the owner's signature must be on the Dog information Form stating that you have permission from the owner to show the dog. You may use a choke collar or nylon choke in all classes except for agility. No pinch collars are to be used in any class. Obedience requires a six foot leather or solid fabric leash (no chain leashes).

C. To compete in agility, a dog must be at least one (1) year of age. This is for the health of the dog. A tag-free "buckle" collar MUST be used when competing in all agility classes.

D. Entry into the Advance Handling Class is mandatory for exhibitors that have placed first or second in two or more prior handling classes at previous Lenawee County Fairs.

E. An exhibitor can show up to two dogs in different

obedience, agility & rally classes.

F. Each exhibitor may only enter one costume class and one handling class with their dog.

G. The costume class is a fun event. There will be no specific theme and you must use your imagination.

H. Exhibitors with female dogs in season (in heat) will be allowed to show, but only at the end of their class.

Please notify the superintendent, that you have a female dog in season, before the dog show starts.

Female dogs in season must be kept away from the show area until you are ready to show.

I. Exhibitors may be excused from competition for the following reasons: Inability to control their dog; Interfering with other dogs or exhibitors; or, abusing their dog anywhere on the fairgrounds.

J. If an exhibitor has been excused from competition & has already shown, all ribbons, trophies, & premium money will be forfeited. Any screened (official) dog leader has the authority to tell any handler or exhibitor that their behavior is inappropriate. The superintendent must then be notified of the situation.

K. Each exhibitor must attend training sessions in order to show at fair. 7 Practices are required for first or second year exhibitor or showing in Agility Intermediate A (off leash) and 5 practices for 3 year and beyond and not showing in Agility Intermediate A (off leash). If an exhibitor uses more than one dog, each dog should be present at every other training session.

L. All Exhibitors showing in agility must also show in either obedience or rally.

DRESS CODE

The dress code is as follows:

- Any clothing or jewelry that draws undue attention to one's self or is distracting to other handlers & spectators, is unacceptable.
- Denim clothing of any color or kind is not acceptable.
- No clothing with club name, personal identification, logos, sayings, or other printed words will be allowed.
- Flat shoes, such as tennis shoes, should be worn by all exhibitors in all classes.
- **Handling - Recommended clothing includes dress slacks and no shorter than fingertip length skirts and dresses.**
- **Obedience & Agility - Dress slacks are highly recommended for all participants.**

EVALUATION & AWARDS

- 4-H rules (AKC obedience regulations annotated for Michigan 4-H Dog Care Project, parts 1 & 2) will be followed.
- Exhibitors showing dog(s) will also be evaluated on the grooming of their dog(s).
- In both obedience & agility, once a dog receives two qualifying scores, at a given level of achievement, the dog must advance to a higher level. The A & B classes of a given level of achievement are viewed together, as a single level. A qualifying obedience score is 170 points or more & qualifying agility score is 85 points or more. Once a dog has reached a given level of achievement, the dog may not show at a lower level, even with a different exhibitor. An exhibitor may return to a lower level with a different dog that has not previously achieved said level.
- Trophies will only be provided if the project members collect enough donations to cover the cost.
- To qualify for the Competitor Trophy, the exhibitor must enter an agility, handling, obedience, and rally class with the same dog. **The scores from each class will be added together.** The exhibitor with the highest combined score will receive the Top Competitor trophy.



CLASS LEVELS & SPLITS

Classes are split on each level by age. The superintendent(s) and/or judge(s) reserve the right to split, combine, or cancel classes as the need arises.

Class Levels:

- "A"- first year at that level.
- "B" A youth or dog who is exhibiting in that level additional years
- "C" is for all ages that have obtained the required number of qualifying scores but are not interested in moving to the next level which would require the dog to be off leash. All exhibitors participating in the C level classes **will receive placing ribbons but will not be eligible for the Top Competitor, Grand Champion, or Reserve Grand Champion trophies.**

When an exhibitor moves up to the next level, a class designated by "A" may be used again. Two qualify scores in pre-novice to enter into this class. Premium - ribbon only. Non qualification for the top competitor trophies.

DIVISION 1: HANDLING

CLASS

1. Handling, Class, A, ages 8 to 11
2. Handling Class, A, ages 12 –15
3. Handling, Class, A, ages 16-19
4. Handling Class B, ages 8 to 11
5. Handling, Class B, ages 12-15
6. Handling, Class, B ages 16-19
7. Advance Handling Class will be a single class with all ages competing together.

DIVISION 2: OBEDIENCE

CLASS

1. Obedience, Pre-Novice Class A, ages 8-11(on leash)
2. Obedience, Pre-Novice Class A, ages 12-15(on leash)
3. Obedience, Pre-Novice Class A, ages 16-19(on leash)
4. Obedience, Pre-Novice Class B, ages 8-11(on leash)
5. Obedience, Pre-Novice Class B, ages 12-15(on leash)
6. Obedience, Pre-Novice Class B, ages 16-19(on leash)
7. Obedience, Pre-Novice Class C, ages 8-11(on leash)
8. Obedience, Pre-Novice Class C, ages 12-15(on leash)
9. Obedience, Pre-Novice Class C, ages 16-19(on leash)
10. Obedience, Novice Class A, ages 8-11(off leash)
11. Obedience, Novice Class A, ages 12-15(off leash)
12. Obedience, Novice Class A, ages 16-19(off leash)
13. Obedience, Novice Class B, ages 8-11(off leash)
14. Obedience, Novice Class B, ages 12-15(off leash)
15. Obedience, Novice Class B, ages 16-19(off leash)
16. Obedience, Graduate Novice Class A, ages 8-11 (off leash)
17. Obedience, Graduate Novice Class A, ages 12-15 (off leash)
18. Obedience, Graduate Novice Class A, ages 16-19 (off leash)
19. Obedience, Graduate Novice Class B, ages 8-11 (off leash)
20. Obedience, Graduate Novice ClassB, ages 12-15(off leash)
21. Obedience, Graduate Novice ClassB, ages 16-19 (offleash)
22. Obedience, Advance Graduate Novice Class A, ages 8-11 (off leash).
23. Obedience, Advance Graduate Novice Class A, ages 12-15 (off leash).
24. Obedience, Advance Graduate Novice Class A, ages 16-19 (off leash).
25. Obedience, Advance Graduate Novice Class B, ages 8-11 (off leash).
26. Obedience, Advance Graduate Novice Class B, ages 12-15 (off leash).
27. Obedience, Advance Graduate Novice Class B, ages 16-19

(off leash).

28. Obedience, Open Class, Class A all ages (off leash)
29. Obedience, Open Class, Class B all ages (off leash)
30. Obedience, Pre-Utility Class A, all ages (off leash)
31. Obedience, Pre-Utility Class B, all ages (off leash)
32. Obedience, Utility Class A, all ages (off leash)
33. Obedience, Utility Class B, all ages (off leash)

DIVISION 3: AGILITY

CLASS

1. Agility Beginners Class A (on leash) ages 8-11
2. Agility Beginners Class A (on leash) ages 12-15
3. Agility Beginners Class A (on leash) ages 16-19
4. Agility Beginners Class B (on leash) ages 8-11
5. Agility Beginners Class B (on leash) ages 12-15
6. Agility Beginners Class B (on leash) ages 16-19
7. Agility Beginners Class C (on leash) ages 8-11
8. Agility Beginners Class C (on leash) ages 12-15
9. Agility Beginners Class C (on leash) ages 16-19
10. Agility Intermediate Class A (off leash) ages 8-11
11. Agility Intermediate Class A (off leash) ages 12-15
12. Agility Intermediate Class A (off leash) ages 16-19
13. Agility Intermediate Class B (off leash) ages 8-11
14. Agility Intermediate Class B (off leash) ages 12-15
15. Agility Intermediate Class B (off leash) ages 16-19
16. Agility Advanced Class A (off leash) ages 8-11
17. Agility Advanced Class A (off leash) ages 12-15
18. Agility Advanced Class A (off leash) ages 16-19
19. Agility Advanced Class B (off leash) ages 8-11
20. Agility Advanced Class B (off leash) ages 12-15
21. Agility Advanced Class B (off leash) ages 16-19

DIVISION 4: RALLY

RULES

AKC Rally Regulations will be used at the discretion of the Superintendent. When a qualifying score of 70 is received in Rally Novice, the dog must move to Rally Intermediate. The dog can only receive 2 qualifying scores in any other Rally level. After the 2nd qualifying score, the dog must move to the next level. A dog may continue to show in Rally Excellent after receiving 2 qualifying scores. The Rally Novice class consists of Rally signs numbers 1 to 42 performed on leash.

CLASS

1. Rally Novice Class A ages 8-11 on leash
2. Rally Novice Class A Ages 12-15 on leash
3. Rally Novice Class A Ages 16-19 on leash
4. Rally Novice Class B Ages 8-11 on leash
5. Rally Novice Class B Ages 12-15 on leash
6. Rally Novice Class B Ages 16-19 on leash
7. Rally Intermediate Class A Ages 8-11 on leash
8. Rally Intermediate Class A Ages 12-15 on leash
9. Rally Intermediate Class A Ages 16-19 on leash
10. Rally Intermediate Class B ages 8-11 on leash
11. Rally Intermediate Class B Ages 12-15 on leash
12. Rally Intermediate Class B Ages 16-19 on leash
13. Rally Intermediate Class C ages 8-11 on leash
14. Rally Intermediate Class C ages 12-15 on leash
15. Rally Intermediate Class C ages 16-19 on leash
16. Rally Advanced Class A Ages 8-11 off leash
17. Rally Advanced Class A Ages 12-15 off leash
18. Rally Advanced Class A Ages 16-19 off leash
19. Rally Advanced Class B Ages 8-11 off leash
20. Rally Advanced Class B Ages 12-15 off leash
21. Rally Advanced Class B Ages 16-19 off leash
22. Rally Excellent Class A Ages 8-11 off leash
23. Rally Excellent Class A Ages 12-15 off leash
24. Rally Excellent Class A Ages 16-19 off leash



25. Rally Excellent Class B Ages 8-11 off leash
26. Rally Excellent Class B Ages 12-15 off leash
27. Rally Excellent Class B Ages 16-19 off leash
28. Rally Master Class A all ages off leash
29. Rally Master Class B All ages off leash

DIVISION 5: COSTUME

CLASS

1. Costume Class, 8 to 11
2. Costume Class, 12 to 15
3. Costume Class, 16 to 19

CLOVERBUD RULES

Cloverbuds register for the costume contest under **Department 82, Division 52**. A dog information sheet and proof of vaccination or the appropriate veterinarian exemption letter are required at the time of registration.

Cloverbuds that have attended 7 practices and have the dog superintendent's permission will have the opportunity to show off their efforts in the following classes: agility, handling, obedience and rally. A dog information sheet and proof of vaccinations or the appropriate veterinarian exemption letter are required.

YOUTH STATIC (Non-Livestock) PROJECTS

GENERAL RULES DEPARTMENT 60 TO 82

1. All exhibitors should read rules in these departments & understand the rules appearing at the beginning of the 4-H Youth Projects section of this Fair Premium Book, pg 7.
2. Limit of one (1) entry per class per exhibitor.
3. Projects in departments 60 through 82 (not including 82 – Cloverbuds) are rated on a variety of factors, including project quality, exhibitor age, experience in project area, and comparison of the exhibit to the standard set forth in the rules. In addition to A, B, & C ribbons, judges may award Special Honors & Extra Special Honors ribbons.
4. Projects entered in the incorrect department, division, or class will not be considered for special or extra special honors.
5. A composite project involving 2 or more distinct project skills may be exhibited in each of those skill areas. (e.g. a refinished chair with a caned chair-seat can be entered in the two appropriate classes.)
6. For participation in designated club exhibits, a minimum of 5 members or 10% of the club's total membership, whichever is larger, must be involved in the work and identified on the project exhibit.
7. Only one exhibitor signs up for classes with group or club exhibits.
8. If an exhibitor is not able to be present for the interview, the project(s) may be brought for judging by another individual. Each project must be accompanied by a statement written/typed, video or audio file by the exhibitor outlining the reason that the exhibitor could not be present for the interview and a description of the project, how it was completed, what was learned, and any other pertinent information. It is strongly recommended that the exhibitor be present for the interview whenever possible.
9. Projects will be released **Sunday, AUG 2** from 1:00-3:00 pm only.
10. Lenawee County Fair is not responsible for any projects left after 3:00 pm on Sunday after the fair.



4-H DEPARTMENT 60

Sewing & Needle Arts



SUPERINTENDENTS Toni Huff & Kirsten Huff

JUDGING —Fri. July 24@ Building A

RULES

Exhibits in Divisions 1 & 2 must have been sewn by exhibitor. Tie blankets, plastic canvas, latch hook rugs, and other non-sewn item should be shown in Crafts Department 63.

DIVISION 1: SEWING

CLASS

1. **Project #1**—Sewn ensemble, garment or article of clothing
2. **Project #2**—Sewn ensemble, garment or article of clothing
3. **Project #3**-Sewn ensemble, garment or article of clothing
4. **Project #1**—Non-garment: stuffed animal, pillow, etc.
5. **Project #2**—Non-garment: stuffed animal, pillow, etc.
6. **Project #3**—Non-garment: stuffed animal, pillow, etc.
7. **Three-in-one**: a constructed garment & purchased garment with personalized decoration (appliqué, sequins, cross-stitch, etc).

DIVISION 2: QUILTING & BLANKETS

A quilted item consists of three (3) layers.

CLASS

1. Project #1- quilt; hand or machine sewn & quilted
2. Project #2- quilt; hand or machine sewn & quilted
3. Project #1- blanket; hand or machine sewn
4. Project #2- blanket; hand or machine sewn
5. Project #1 -Misc. item; hand or machine sewn & quilted
6. Project #2 -Misc. item; hand or machine sewn & quilted

DIVISION 3: KNITTING

Exhibit of knitted item(s), includes finger, hand and arm knitting.

CLASS

1. Project #1
2. Project #2
3. Project #3
4. Project #4

DIVISION 4: CROCHETING

CLASS

1. Project #1
2. Project #2
3. Project #3
4. Project #4

DIVISION 5: CROSS-STITCH, FELTING, HAND/MACHINE EMBROIDERY, PUNCH NEEDLE, EMBROIDERY, OTHER NEEDLEWORK

Exhibit of wall hanging, picture, embellished garment, decorative item, etc.

CLASS

1. Project #1
2. Project #2
3. Project #3
4. Project #4

DIVISION 6: EDUCATIONAL EXHIBIT

LEARNING OBJECTIVE

Demonstrate with their project what they have learned through choices, value, costs, combinations & uses of clothing and/or accessories for their wardrobe.

CLASS

1. **Buymanship** – enter one (1) article of clothing purchased & a written/typed story about the item. Include why you bought it, how much it cost, how it fits in your wardrobe, & how you will take care of it.
2. **Upcycled garment or accessory** & brief description of procedure (use, cost, alterations, etc.) must be attached to upcycled project.

Quilting, sewing, knitting, crocheting, or other hand and machine needlework skills (poster or attractive display of skills or techniques).

3. Project #1
4. Project #2
5. Project #3

DIVISION 7: 4-H RUNWAY

JUDGING Monday July 27 4PM Bandshell

RULES

- A. Exhibitor may enter two garments in this class. Garments consist of worn items including clothing, costumes, aprons, and accessories.
- B. Garment must be entered and judged in the appropriate division 1-6 to enter Runway.
- C. Description of the garment, including name, club, and age must be turned in at time of judging on Friday.
- D. If the garment/outfit was made for someone else, that person may model it. The exhibitor will also be present on stage.
- E. Walk-on exhibitors may be added at time of judging.

Descriptions due no later than 5PM on Sunday. Walk-on exhibitors will be eligible for ribbons, but not premiums.

CLASS

1. Runway Garment 1
2. Runway Garment 2

DIVISION 8: PROJECT RECORD BOOK

LEARNING OBJECTIVE

Develop the ability to set goals, design & carry out a plan of action for a project, summarize, & self-evaluate. Project Record Books are available online or by contacting the MSU Extension 4-H Office.

CLASS

1. Project record book - sewing
2. Project record book - quilting
3. Project record book - knitting
4. Project record book - crocheting
5. Project record book - cross-stitch, felting, hand/machine embroidery, punch needle, other needlework
6. Project record book - 4- H Runway

4-H DEPARTMENT 61

Foods & Nutrition & Culinary Arts



SUPERINTENDENTS

Meriah Kania **Darla Lewis**
Carol Wallerstein **Ashley Warrick**

JUDGING — Sat. July 25 Building A

RULES

- A. Exhibits will be judged according to age and the specific experience of the exhibitor.
- B. Due to health concerns of spoiling food items, some foods will not be displayed. Foods that will not spoil will be displayed.
- C. Food items should be attractively displayed for judging.
- D. For judging, bring entire food item for larger products (cakes, breads, etc.) Bring 3-6 items for smaller products (cookies, muffins, rolls, candies, etc.).
- E. **Bring the recipe for each of the food item(s).** Recipes with exhibitor's name should be accurate and neatly written or typed. Do not photocopy or print a recipe from the internet to hand in.
- F. Picnic Baskets are to be packed with actual food items. After judging, foods are to be replaced with pictures representing the foods that were in the basket. See Division 1 class 4.





DIVISION 1: FOOD PREPARATION

CLASS

1. Food item made by exhibitor as 4-H project.
2. Microwave Cooking. Microwave food item prepared from scratch.
3. Convenience Foods. Food item having as its base a convenience food. The exhibitor is to have added to or altered the basic convenience food recipe.
4. Outdoor Meals. Packed lunch, picnic basket, homemade equipment, etc. (See Rules F)
5. Low calorie and/or low fat food item. Include nutritional guidelines with recipe.
6. Family Garden Food - Produce grown by exhibitor made into a food item.
7. Appetizers
8. Salads & Soups
9. Breads
10. Entrée
11. Side dishes
12. Desserts
13. Snacks
14. Charcuterie Board with at least 6 different food items artistically displayed
15. Jarcuterie Container- 4 Jars with at least 6 different food items per jar.

DIVISION 2: CAKE DECORATING, COOKIE DECORATING & CANDY MAKING

RULES

- A. Cake Decorating: No more than three (3) tiers.
- B. Cakes cannot be constructed on site.
- C. Decorated cakes must be displayed on a firm base
- D. Real cakes only.
- E. Superintendent will use discretion on condition of displayed items during the week.

CLASS

1. Cake Decorating. All Ages. Must be displayed on firm cake board.
2. Decorated item: Novice Class, first time exhibitors in decorated item.
3. Advanced Cake Decorating. Use of gum paste, color-flow techniques, etc.
4. Decorated Specialty Item such as a Gingerbread House, etc. MUST be entirely edible.

5. Decorated Cupcakes. An attractive display of decorated cupcakes.
6. Decorated Cookies. An attractive display of decorated cookies.
7. Decorated Item. Purchased candy/item used to decorate cake, cupcakes or cookies.
8. Candy Making 1— Attractive display of molded candies.
9. Candy Making 2— Attractive display of painted molded candy.
10. Candy Making 3— Dipped candy, e.g. fruit, cookies, pretzels, etc.
11. Candy Making 4— Molded filled candy. Use of mold, e.g. crème filled, chocolate filled, chocolate covered cherries, peanut butter, etc.
12. Candy Making 5— Attractive display of cooked candy, e.g. beaten, brittle, pulled type of candy, etc.
13. Candy Making 6— Specialty item, e.g. Easter eggs, jewelry box, basket, etc.
14. Candy Making 7—. Display of candy consisting of two (2) pieces each of: molded chocolate, painted chocolate, dipped or filled chocolate, cooked candy.

DIVISION 3: FOOD PRESERVATION

RULES

- A. Foods must be canned, frozen or dried during the last twelve (12) months.

CLASS

1. Canning One(1) item labeled and dated. Fruits, vegetables, jams, jelly, etc.)
2. Canning. Three (3) items labeled & dated in any combination – each a different food item e.g. fruits, vegetables, jams, jelly, etc.
3. Frozen Foods. Two (2) different food items; labeled & dated in any combination e.g. fruits, vegetables, jams jellies, baked goods, casseroles, etc.
4. Dried Foods. Exhibit of the dried food item and written/ typed explanation of the process used on a 14"x22" poster.

DIVISION 4: FOOD SCULPTURE

LEARNING OBJECTIVE

Youth will learn & demonstrate the basic principles of presentation & artistic design.

RULES

- A. At least three types of vegetables and/or fruits must be used.
- B. The entire sculpture must be fresh and edible. (Components may be attached with toothpicks.)
- C. Entries will be judged on appearance & creativity.

CLASS

1. Food sculpture

DIVISION 5: EDUCATIONAL EXHIBIT

LEARNING OBJECTIVE

Youth will learn & demonstrate the basic principles of preservation, preparation & related topics for current food & nutrition area.

RULES

- A. Exhibits may consist of 14" x 22" poster, 3-D mobile, Google Slide/PowerPoint presentation, etc., unless noted otherwise. Poster or exhibit (Food Preparation, Food Safety, My Plate, Special Diets, Nutrition, Foreign Foods, etc.)

CLASS

1. Educational Display. All ages.
2. Educational Display #2 All ages.

DIVISION 6: PLACE SETTINGS

LEARNING OBJECTIVE

Youth will learn & demonstrate the basic principles of formal & informal place settings.

RULES

- A. One (1) complete individual place setting for table or tray, no larger than 24"X24" (to include appropriate cloth or mat, dishes, tableware, etc.).
- B. Any theme or occasion, such as breakfast, luncheon, picnic, party, formal dinner, etc. may be used in the appropriate class.
- C. Theme and/or occasion and the meal menu, identified on a 3"x5" card, must accompany the exhibit.
- D. Centerpieces are optional.
- E. Due to space limitations, a number of place settings will be selected to remain on display Fair Week in Youth Exhibit Building A. Place settings not chosen for display must be removed by 4 pm

CLASS

1. Informal Place Setting
2. Formal Place Setting

DIVISION 7: OPEN FIRE COOKING

JUDGING —Outside south of 4-H Center

RULES

- A. Selected heat source will be provided.
- B. Food must be cooked & prepared by exhibitor on the fairgrounds.
- C. Must schedule a demonstration time to prepare food. Superintendent will contact exhibitors prior to judging day to schedule.
- D. Exhibitor will be judged while preparing/cooking the food. Exhibitor will be judged based on ability and knowledge of cooking their chosen food using the heat source they chose.
- E. Food will not be displayed through the week, but photos will be exhibited.

CLASS

1. Charcoal
2. Wood/open flame



DIVISION 8: PROJECT RECORD BOOK

CLASS

1. Project Record Book

4-H DEPARTMENT 62

Art & Ceramics



SUPERINTENDENTS

Amy Pelham Emily Anderson

JUDGING —Fri. July 24 Building A RULES

- A. All wall art exhibits should be ready to hang on pegboard by using wire or heavy cord with screw eyes, sawtooth, or claw hangers. No staples, tape, duct tape, fish line, etc. to be used for hanging.
- B. **Frame is required.** Paintable edge canvas is permitted, if edges are painted. Canvases must have screw eyes and wire to hang. Wall pictures will be hung to the best of the superintendent's ability. Superintendent is not responsible for damaged art.
- C. Exhibits not following the above guidelines will not be considered for special honors or displayed.
- D. No Lego kits in Division 2 Sculpture. Lego projects should be entered in Dept. 82. Miscellaneous.
- E. No Sketchbooks, sheets of paper or papers taped to a backing

DIVISION 1: SKETCHES

Sketches drawn with graphite, charcoal, watercolor pencil, pastel, chalk, ink and markers.

CLASS

1. Project 1
2. Project 2
3. Project 3

DIVISION 2: PAINTINGS

Paintings done with oils, acrylics, pastels, watercolors, tempera and ink.

CLASS

1. Project 1
2. Project 2
3. Project 3

DIVISION 3: SCULPTURE

CLASS

1. Paper Mache
2. Plaster of Paris Masks
3. Metal, including wire
4. Wood
5. Stone

6. All Other Projects (except clay-based, fired (kiln-dried), air dried, oven dried sculptures. These should be entered in Dep. 62 *Ceramics*, *DIVISION 12 Pottery & Sculpture*.)

DIVISION 4: MOSAICS

CLASS

1. Stepping Stones
2. Paper
3. Cut/broken glass
4. All Other Projects

DIVISION 5: CALLIGRAPHY

CLASS

1. Project 1
2. Project 2

DIVISION 6: STRING ART

CLASS

1. Beginning String Art—1st year (kit, workshop, or own design)
2. Intermediate String Art—2nd year & above (kit, workshop, or own design)
3. Advanced String Art—2nd year & above (all steps of project member designed and created)

DIVISION 7: YARD ART

CLASS

1. Project 1
2. Project 2

DIVISION 8: MIXED MEDIA

CLASS

1. Project 1
2. Project 2

DIVISION 9: COMPUTER AIDED DESIGN ART

CLASS

1. Project 1
2. Project 2

DIVISION 10: GROUP ART

Only one exhibitor per group signs up for the class.

CLASS

1. Sketches
2. Paintings
3. Sculpture
4. Mosaics
5. Calligraphy
6. String Art
7. Yard Art
8. Mixed Media
9. Computer Aided Design Art

CERAMIC RULES

- A. All pieces should be neat & properly cleaned. Pre-fired ceramics may be used.
- B. Personal tastes, such as color, antiquing, type of finish, are the choice of the exhibitor; however, the combination of the finishes & accessories will be considered in the total appearance of the article when judged.
- C. No felt should be placed on the bottom of the ceramic pieces.
- D. The application & overall appearance of pieces with artificial articles used (e.g. eye-lashes, wooden bases) will be considered.
- E. Vases, planters, etc. may contain plants, but must be removable for complete evaluation.
- F. All items are required to be kiln-fired, except Division 12.
- G. Pieces with plug cords should have ties around cord to keep together.
- H. All loose pieces should be attached by glue or floral clay. Multiple pieces should be mounted on a temporary base.

DIVISION 11: CERAMICS

MADE FROM POURED GREENWARE

CLASS

1. Ceramic Item #1
2. Ceramic Item #2
3. Ceramic Item #3
4. Grouping (set of related ceramic pieces; e.g. chess pieces, fairies)

DIVISION 12: POTTERY & SCULPTURE

RULES

- A. Pieces may be made by hand or wheel. Projects may be kiln-dried, air dried, or oven dried.

CLASS

1. Project #1—Free form sculpture
2. Project #2—Free form sculpture
3. Project #1—Wheel thrown sculpture
4. Project #2—Wheel thrown sculpture
5. Project #1—Slab/coil sculpture
6. Project #2—Slab/coil sculpture
7. Grouping (set of related pieces; example: chess pieces, bowls, etc.)

DIVISION 13: PORCELAIN

CLASS

1. Dolls
2. Figurines
3. China Painting

DIVISION 14: PROJECT RECORD BOOK

CLASS

1. Project Record Book-Art
2. Project Record Book-Ceramics





4-H DEPARTMENT 63

Crafts

SUPERINTENDENTS

Robin Ginter Briana Ostrander



JUDGING —Fri. July 24 & Sat July 25

Building A

RULES

- A. A craft is something made by hand with skill & careful attention to detail, e.g. decoupage, Diamond Art, candles, tin punch, latch hook projects, jewelry, glass etching, baskets, hand tied blankets (not sewn), leather craft, dream catchers, puzzles, soap, tie dye, wind chimes, etc.
- B. An exhibitor may not enter more than two craft exhibits of the same type. Example: no more than two leather craft exhibits.
- C. All multiple-pieced projects must be mounted on a permanent or temporary base for the prevention of being lost.
- D. All hanging projects must come the day of judging with attached hooks or hangers.
- E. Art, ceramics,, mosaics, needlework, sewing and woodworking should be entered into those departments

DIVISION 1: CRAFTS

CLASS

- | | |
|------------------|------------------|
| 1. Craft Item #1 | 5. Craft Item #5 |
| 2. Craft Item #2 | 6. Craft Item #6 |
| 3. Craft Item #3 | 7. Craft Item #7 |
| 4. Craft Item #4 | 8. Craft Item #8 |

DIVISION 2: PROJECT RECORD BOOK

Develop the ability to set goals, design & carry out a plan of action for a project, summarize, & self-evaluate. Project Record Books are available online or by contacting the MSU Extension 4-H Office.

CLASS

1. Project Record Book

4-H DEPARTMENT 63

Wood Science



SUPERINTENDENT Karen DeCoster

JUDGING —Fri. July 24 Building B

DIVISION 20: WOODWORKING

CLASS

1. Exhibit of project made with pre-fabricated materials
2. Exhibit of project #1
3. Exhibit of project # 2
4. Group Project made by two (2) or more members

DIVISION 21: WOODCARVING

CLASS

- | | |
|--------------|--------------|
| 1. Project 1 | 2. Project 2 |
|--------------|--------------|

DIVISION 22: WOODBURNING

CLASS

- | | |
|--------------|--------------|
| 1. Project 1 | 2. Project 2 |
|--------------|--------------|

DIVISION 23: FURNITURE RESTORATIONS

CLASS

1. Refinished article
2. Painted or antiqued article
3. Upholstered article
4. Caned article

DIVISION 24: PROJECT RECORD BOOK

LEARNING OBJECTIVE

Develop the ability to set goals, design & carry out a plan of action for a project, summarize, & self-evaluate. Project Record Books are available online or by contacting the MSU Extension 4-H Office.

CLASS

1. Project Record Book



4-H DEPARTMENT 64

Photography



SUPERINTENDENTS

Sue Andrews

Mark Moll

JUDGING — Fri. July 24 & Sat. July 25

Building B

RULES

- A. Exhibitor will not be allowed to use the same photo(s) in more than one (1) class.
- B. Classes 1-10 are to be mounted on a black or white 11" by 14" mat board. Classes 1-4 are to have four (4) photos mounted to a single 11"x14" black or white mat board. Classes 12-14 black or white mat board can be larger than 11" by 14".
- C. Do not frame exhibit. No writing on front of exhibit is permitted.
- D. Photos should be mounted neatly and securely. Do not overlap any part of another photo; except in collage classes. Use photo mount spray adhesive, or rubber cement to attach photos.
- E. Related exhibits contain photos with similar subjects: animals, buildings, landscapes, a sequence, etc.
- F. Photos must be printed on quality photo paper at a proper resolution to give a clear photographic image.
- G. Computer manipulated images should be exhibited in class 6 and the exhibitor should be able to explain how the manipulation was done. (This manipulation does not include cropping, color correction, or sharpening, which are acceptable on any photos).
- H. Exhibits not meeting all rules or incorrectly entered will not be considered for special or extra special honors and may be penalized one (1) or more grades for rule infractions.

DIVISION 1: Photos

CLASS

1. Related black & white photos
2. Unrelated black & white photos
3. Related color photos
4. Unrelated color photos
5. **Fair Theme** Color or black and white, 4 4" by 6" or 1 or 2 5" x 7" enlargements or 1 8" x 10" enlargement. Photos related to the fair theme of current year.
6. Exhibit emphasizing a specialized camera (at time of exposure) technique or procedure used or developed by the exhibitor.
7. Exhibit emphasizing a specialized computer enhanced technique or procedure used or developed by the exhibitor.

8. Color Enlargements: either one (1) or two (2) 5"x7" enlargements or one (1) 8"x10" enlargement.
9. Black & White Enlargement, either one (1) or two (2) 5"x7" enlargements or one (1) 8"x10" enlargement.
10. Drone Photography: either one (1) or two (2) 5"x7" enlargements or one (1) 8"x10" enlargement
11. Digital slideshow with written/typed/video/audio commentary (PowerPoint-like program).
12. Story 6 to 10 4" by 6" photos that tell a story or describe a process.
13. Photo collage (exhibit made by one 4-Her). Display ten (10) to fifteen (15) photos as a collage. The photos should have one theme and may be various sizes.
14. Group photo collage of 10-15 photos by at least 3 exhibitors. The photos should have one theme and may be various sizes.

DIVISION 2: PROJECT RECORD BOOK

LEARNING OBJECTIVE

Develop the ability to set goals, design & carry out a plan of action for a project, summarize, & self-evaluate. Project Record Books are available online or by contacting the MSU Extension 4-H Office.

CLASS

1. Project Record Book

4-H DEPARTMENT 67

Floriculture



SUPERINTENDENT

Lauren Campbell

JUDGING — Sat. July 25 Building A

Exhibitor should water plants and replace wilted flowers as needed. All Exhibits must be planted, cared for, and selected by exhibitor.

DIVISION 1: FLOWER GARDENING

Classes in this division are for cut flowers in a vase, not flowers in soil.

CLASS

1. Annual Flower over 3½ inch diameter: three (3) alike flowers with foliage attached.
2. Annual Flower under 3½ inch diameter: three (3) alike flowers with foliage attached.
3. Bulb-tuber class under 3½ inch diameter: three (3) alike flowers with foliage attached.
4. Bulb-tuber class over 3½ inch diameter: one (1) flower with foliage attached.
5. Gladiolus: one (1) stem with foliage.
6. Perennial Flower: three (3) flowers with foliage attached.
7. Roses: single specimen with foliage attached.



DIVISION 2: FLORAL ARRANGEMENT

Fair Theme: **Neon Lights, Country Nights**

CLASS

1. Floral arrangement using home grown flowers; fresh or dried
2. Centerpiece - round/oval
3. Centerpiece with candle - round/oval
4. Basket arrangement
5. Roadside arrangement - using roadside materials only - (Flowers & container)
6. Fair arrangement using the Fair theme
7. Any floral arrangement using a figurine in the arrangement
8. Mixed floral arrangement in an unusual container
9. Arrangement using floral ribbon made into a flower.

FLORAL ARRANGEMENT USING FRESH PURCHASED FLOWERS

10. Round Arrangement
11. Centerpiece (oval) crescent or S-curves
12. Triangle one-sided or L-shape
13. Line arrangement, free form, or stylized
14. Floral arrangement using the fair theme

SPECIAL OCCASION FLOWERS

15. Tie a bow for the judge. Must have center & several loops. Exhibitor furnishes own materials
16. Simple pin-on corsage
17. Advanced wrist corsage
18. Round Bouquet in holder, nosegay or Tussey mussy
19. Bridal Bouquet
20. Boutonniere for special occasions

FLORAL ARRANGEMENT USING DRIED OR SILK MATERIALS

21. Round Arrangement
22. Centerpiece (oval) crescent or S-curves
23. Triangle one-sided or L-shape
24. Line arrangement, free form or stylized

WREATH & WALL MANTEL ARRANGEMENT OF FRESH, DRIED OR SILK MATERIALS WITH A HOOK OR HANGER

25. Wreath with fresh/live floral spray
26. Wreath of dried plant & floral materials
27. Wreath of silk floral materials.
28. Wall plaques or mat
29. Large decorated hat
30. Wall basket
31. Mantel Piece

HOLIDAY FLORAL ARRANGEMENTS

32. Any arrangement depicting a particular holiday

DIVISION 3: INDOOR GARDENING

CLASS

1. Flowering house plant
2. Indoor hanging basket. Grown for foliage, flowering, or fruiting
3. Terrarium. Minimum of three (3) plants grown in an appropriate container
4. Dish garden. Minimum of three (3) living plants
5. Beginning Bonsai, grow and train an indoor plant to become a Bonsai. Such plants could include a Jade tree, juniper, etc. Bonsai started in the last 9 months
6. Bonsai. Grow & train an indoor plant to become a Bonsai. Such plants could include Jade tree, Miniature Juniper, or other indoor plants. As Bonsai take years to create, this

could be purchased, but it must be cared for & trained for nine (9) months to one (1) year by member.

7. Outdoor water garden
8. Topiaries. A plant grown & trained into a shaped form
9. House plant. A plant that the exhibitor has grown & cared for at least two (2) years.
10. Fairy garden. Minimum of three (3) living plants. Size limit 2' x2'
11. Succulent bowl or wall hanging. Minimum of 3 plants.
12. Air plant bowl or wall hanging. Minimum of 3 plants.

DIVISION 4: OUTDOOR GARDENING

CLASS

1. Mixed outdoor annual container – sunny location
2. Mixed outdoor annual container – shady location
3. Mixed outdoor perennial container Sunny location
4. Mixed outdoor perennial container Shady location
5. Outdoor container of annuals in an unusual container
6. Hanging basket (plants currently kept outdoors)
7. Container using Fair theme and fair flower

DIVISION 5: CLUB DISPLAY

4-H Club Members work together using the Fair Theme to plant a large outdoor container using annual flower.

CLASS

1. Club Display

DIVISION 6: PROJECT RECORD BOOK

LEARNING OBJECTIVE

Develop the ability to set goals, design & carry out a plan of action for a project, summarize, & self-evaluate. Project Record Books are available online or by contacting the MSU Extension 4-H Office. *Please display in plastic cover due to potential water damage.*

CLASS

1. Project Record Book

4-H DEPARTMENT 68

Horticulture



SUPERINTENDENT Abby Vittore & Shanya Glase

**JUDGING— Sat. July 25 Building A
RULES**

- A. Any exhibit with disease or insect infestation will be disqualified. The exhibit will receive a C ribbon and not allowed to remain at fair.
- B. Exhibitors must water live plants on Tuesday and Thursday of Fair Week.
- C. For project expectations & guidelines please visit the 4-H Office for bulletins & other resources.
- D. All exhibits must be planted by, cared for, & selected by exhibitor.
- E. Notify superintendent or 4-H Office one (1) week prior to fair for any special accommodations.



DIVISION 1: PLANT & SOIL SCIENCE

RULES

Make an educational display utilizing models, equipment, displays, posters, digital display, etc.

CLASS

1. Demonstration or example of nontraditional plant growth techniques.
2. Soils - demonstration or experimentation with different soil types & soil amendments (i.e. soil testing, altering soil).
3. Plant Propagation – different techniques to starting a plant (including seed paper).
4. Weed & Insect Control – Home remedies to controlling weeds & insects. (i.e. Integrated Pest Management, etc.)

DIVISION 2: CROP SCIENCE

RULES

- A. Members completing last year's corn or bean project & enrolled in project again this year may exhibit last year's crop.
- B. No club entries permitted.
- C. **Identify crop and variety in each class.** Attach identification to exhibit on a 3"x5" card.
- D. Crops must be grown by exhibitor.
- E. Dried grains classes are not for first (1st) year exhibitors. Must have been enrolled in 4-H the previous year. Dried grains are considered to be popcorn & jarred grains.

CLASS

1. Corn: nine (9) ears exhibit.
2. Field corn: five (5) stalks, roots cleaned.
3. Popcorn: nine (9) ear exhibit.
4. Sweet corn (in season): five (5) ear exhibit in husk.
5. Soybean plants in bundle of ten (10), roots cleaned.
6. Hay: four (4) to six (6) inch wide flakes in clear plastic.
7. Straw: four (4) to six (6) inch wide flake in clear plastic.
8. Weed identification exhibit: selection of five (5) to ten (10) different common weeds, properly identified & displayed. Display can be photos taken by the exhibitor. First year project.
9. Weed Identification exhibit: selection of 15 to 20 different common weeds, properly identified and displayed. Display can be photos taken by the exhibitor or dried plants, second year and beyond.
10. Educational display: examples, poisonous weeds vs. edible weeds, soil identification tests & classification, crop science research information.
11. Crop records – from planting through harvesting (record of seed purchased, insecticides, herbicides, sale, etc.).
12. Grain Crops Project #1 Two one quart jars
13. Grain Crops Project #2 Two one quart jars
14. Grain Crops Project #3 Two one quart jars

DIVISION 3: VEGETABLE GARDENING

RULES

- A. Products exhibited must be planted, cared for, harvested, & selected for display by exhibitor.
- B. Crop and variety must be identified attached to exhibit on a 3"x5" card.
- C. Judging based on exhibition requirements: product, uniformity, quality, appropriate quantity, attractiveness, & knowledge of project (e.g. soil type & preparation, planting techniques, harvesting, etc.) in relation to years & experience in project. Suggested reference for selecting vegetables for exhibiting see bulletin **Selecting Vegetables for Exhibiting**, bulletin number 4-H 1175. Available at MSU Extension Office.
- D. Exhibitors are to furnish 9-inch white disposable plates for appropriate classes
- E. Group of three (3) 9-inch plates must be attached to a 6"x24" white covered wooden board or heavy cardboard.
- F. Box for displaying vegetables may be purchased at the MSU Extension Office.
- G. Exhibitors are to water live plants on Tuesday and Thursday of Fair Week.
- H. Exhibitors may replace vegetables during the week.

CLASS

1. One (1) 9-inch plate of one (1) kind of vegetable. (e.g. One (1) plate of Big Boy Tomatoes). This class is limited to first or second year in project.
2. Two 9" plates with 2 types of vegetables. Second year and beyond.
3. Three 9" plates with 3 types of vegetables. Second year and beyond.
4. One box or container of one type of vegetable.
5. One box or container of one type of vegetable.
6. One box or container of at least 6 but not more than 12 kinds of vegetables.
7. Vegetable container garden. (I.e. Tomato, eggplant, pepper etc.)
8. Container Garden with multiple vegetables and herbs. At least 4 types of vegetables and herbs. I.e. Pizza bowl

DIVISION 4: HERBS

RULES

- A. Exhibit must be planted by, cared for, & selected by exhibitor.
- B. Herb name and variety must be attached on the exhibit with 3"x5" card.
- C. Exhibitors are to furnish their own container.

CLASS

1. Herb collection - poster (14"x22") or scrapbook.
2. Herbs – educational display illustrating herb plants & explanation of uses.
3. Herbs fresh – fresh cut or potted. 2nd year project & beyond. Plants must be identified. Minimum of three (3) different herbs.
4. Fresh cut or Potted 1 plant identified. 1st year only
5. Herbs dried – displayed attractively & identified. Minimum of three (3) varieties. 2nd year & up.



6. Dried Herbs, 1 variety, displayed attractively and identified. First year only.
7. Herb decorations & culinary products. Items made from herbs grown by exhibitor (e.g. potpourri, nosegay wreath, soap, etc.).
8. Herbs pressed – herbs displayed & identified.
9. Herb topiary – potted plant of individual design.

DIVISION 5: TREE PRODUCTS & FRUITS

RULES

- A. Exhibits must be planted by, cared for, & selected for display by exhibitor. Exception: tree fruits, may use an established tree planted by someone else, but must be cared for, harvested, & selected for exhibit by exhibitor.
- B. Variety & identification of produce must be on 3"x5" card attached to exhibit.
- C. Judging based on exhibiting requirements: product, quality, appropriate quantity, attractiveness, & knowledge of projects in relation to years of experience.
- D. Exhibitors are to furnish their own containers.

CLASS

1. Plate of five (5) fruits ,all one (1) variety.
2. Berries (e.g. raspberries, gooseberries, etc.) attractively displayed.
3. Nuts (e.g. walnuts, hickory, etc.) attractively displayed.
4. Suitable container, basket or plate of five (5) different varieties of one (1) fruit.
5. Fruit plant growing in a container
6. Fruit tree growing in a container
7. Nut plant growing in a container
8. Nut tree growing in a container
9. Syrup (Maple, hickory, etc.)
10. Other tree products (candy, sugar, etc.)

DIVISION 6: CREATIVE GARDENING

RULES

- A. Products exhibited must be planted, cared for, & selected for display by exhibitor.

CLASS

1. Creatively decorated vegetable or fruit. Exhibit only one (1) but may use others as part of decoration for total exhibit.
2. Unusual or ornamental vegetable.
3. Garbage or kitchen garden. Plants propagated from kitchen leftovers.
4. Useful article from fruit or vegetable.
5. Artistic seed design. Art must be in a frame (no glass), ready to hang, or an object self-supporting to sit on a shelf. No larger than 18"x36". Seeds do not need to be from plants that were cared for by exhibitor. Identify the types of seeds on a 3"x5" card. Seeds may be painted or dyed, no treated seeds.
6. One (1) straw bale garden. Exhibitor should identify the fruit(s) or vegetable(s) growing in the bale, including the

varieties, on a 3"x5" inch card attached to the project. If straw bale is too heavy, exhibitor may bring a record book display with photos and descriptions of the project.

DIVISION 7: ORNAMENTAL & DECORATED GOURDS

RULES

- A. Exhibit must be planted, cared for, & selected for display by exhibitor.

CLASS

1. Two (2) Lagenaria gourds grown by exhibitor this season.
2. Five (5) assorted ornamental gourds grown by exhibitor this season
3. One (1) unusual natural or hand trained gourd grown by exhibitor.
4. One (1) decorated dried gourd (e.g. painted, wood burned, carved, etc.). Gourd must be grown by exhibitor in previous growing season.
5. One (1) useful article made from dried gourd(s) (e.g. a bird house or feeder, musical instrument, etc.). Gourd must be grown by exhibitor in previous growing season.
6. One (1) creatively decorated gourd: may use other vegetables as part of the decoration and/or other accessories. Gourd may be fresh or grown by exhibitor in previous growing season.

DIVISION 8: SCARECROWS

RULES

- A. Scarecrow may be made from any material stuffed with straw, or fiber fill, etc.
- B. Scarecrow should have a face/head. No Halloween-type face masks. Recommended for face: any dried material (including dried gourd), cloth, milk jug, etc.
- C. Fabric may be used for clothing.
- D. May range in size from 2' to 3' OR 4' to 6'.
- E. SCARECROW MUST BE ABLE TO HANG ON WALL BY HOOK WITHOUT FALLING APART.
- F. NO FRESH PRODUCE OR FRUIT WILL BE ACCEPTED AS PART OF DISPLAY.

CLASS

1. Beginner (8-11 years)
2. Junior (12-14 years)
3. Senior (15 years & over)
4. Club Project

DIVISION 9: LANDSCAPE

RULES

- A. Individual or club entries permitted.
- B. Photos, sketches, models, or other forms of visual representation of work completed should not exceed a tri-fold board. Indication of scale of sketch, model, or drawing should be clearly indicated, as well as indication of direction (N.S.E.W.). (Normally the top of the sheet should represent the direction of North).



- C. Emphasis should be given to practical layouts, careful lettering, & graphic contrasts so the exhibit may be seen at a distance.

CLASS

1. Home grounds: individual entry depicting “before-during-completed” aspects of project. (Six (6) photo minimum).
2. Landscape design or drawing. Design or drawing will show a proposed plan that has not been completed. Hand drawn or CAD Designed
3. Innovations of landscaping: three-dimensional entry to scale required.
4. Group/Club landscape: club exhibit to depict “before-during-completed” aspect of project. Six (6) photo minimum.
5. Themed garden design. (Eg. Butterfly, pollinator, pizza garden etc)
6. Visual demonstration of landscaping skills. Example: pruning. Exhibitor should include necessary equipment and materials, branches, etc. to demonstrate skill. A poster or trifold board should be left on display after judging, but equipment and materials may be taken home.

DIVISION 10: CLUB DISPLAY

Wheelbarrow, landscape, farmers market stand, or Coaster Wagon arranged with vegetables, fruits, or other farm crops by 4-H Club Members

CLASS

1. Club Display

DIVISION 11: PROJECT RECORD BOOK

LEARNING OBJECTIVE

Develop the ability to set goals, design & carry out a plan of action for a project, summarize, & self-evaluate. Project Record Books are available online or by contacting the MSU Extension 4-H Office.

CLASS

1. Project Record Book Display in plastic cover due to potential water damage.

4-H DEPARTMENT 69

Youth Sciences



SUPERINTENDENTS

Amber Havelka

Jolene Siebarth

Monica Siebarth

JUDGING — Fri. July 24 Building B 5:30-7PM



DIVISION 1: VETERINARY SCIENCE

LEARNING OBJECTIVE

Demonstrate with their project what they have learned in veterinary science

RULES

Exhibit may consist of items used and/or show procedures in completing study for the project.

CLASS

1. Individual exhibit
2. Individual exhibit #2
3. Individual Exhibit #3
4. Group Exhibit
5. Group Exhibit #2
6. Group Exhibit #3
7. Project Record Book

DIVISION 2: ENTOMOLOGY

LEARNING OBJECTIVE

Learn the basic anatomy, preservation, presentation of insects for entomology project. Demonstrating skill & knowledge of life cycles, feeding, & related habits of the insect world.

CLASS

1. Entomology I: individual exhibit of twenty (20) or more labeled adult insects representing as many orders as possible (use exhibit box)
2. Entomology II: fifty (50) adult labeled insects representing as many orders as possible (use exhibit box)
3. Entomology III: sixty (60) to one hundred (100) adult insects representing as many orders as possible (use one (1) or two (2) exhibit boxes)
4. Entomology IV: fifteen (15) to twenty-five (25) embedment of insects in plastic (use a standard exhibit box of 18”x24”x2½”)
5. Entomology V: one hundred (100) to two hundred (200) adult and/or immature insects suitably preserved & labeled in two (2) standard boxes
6. Entomology VI: display pertaining to member’s experimental problem. Design to occupy not more than 36”x36” area against a wall or a 36”x36” area on a table top.
7. Display of living insects (confined) with explanation
8. Display of plants damaged by insects with explanation
9. Creative display relating to project with explanation
10. Scientific illustration set of three (3) black & white penciled drawings of insects in any selected stage of their life cycle. Actual drawing size should conform as closely as possible to 6”x6”. Drawing should be mounted individually on a suitable 12”x12” card & covered with plastic or similar material. A notebook or folder of the study & practice sketches should be included together with the specimens that are illustrated. Color drawings are not advised.
11. Group exhibit of Project
12. Project record book

DIVISION 3: BEEKEEPING

CLASS

1. Honey: four (4) jars of extracted honey, labeled light or dark, or three (3) sections of comb honey.
2. Honey plants: exhibit of ten (10) or more honey and/or pollen plants pressed & mounted singly on 14"x22" white mounting cards. Give name, time of peak bloom, habitat, importance to bees, & local abundance.
3. Observation hive: display bees & their activity. Be prepared to explain the honey making process.
4. Group Exhibit
5. Group Exhibit #2
6. Group Exhibit #3
7. Individual Exhibit
8. Individual Exhibit #2
9. Individual Exhibit #3
10. Project Record Book

DIVISION 4: HUMAN SCIENCES

Class:

1. Individual Exhibit #1
2. Individual Exhibit #2
3. Individual Exhibit #3
4. Group Exhibit #1
5. Group Exhibit #2
6. Group Exhibit #3
7. Project Record Book

4-H DEPARTMENT 69

POWER

SUPERINTENDENT

Keith Cottrill

JUDGING Sat. July 25 Building A 10AM-2PM

LEARNING OBJECTIVE

Exhibitors will demonstrate their skills & knowledge of the automotive, small engines, tractors, electrical, electronics, & welding fields.

RULES

- A. If youth is not present when exhibits are judged in Divisions 20 – 25, a written/typed, video or audio description of the project steps & highlights must accompany the exhibit.
- B. No gasoline or oil in engines exhibited.

DIVISION 20: AUTOMOTIVE

CLASS

1. Automotive exhibit: individual project #1
2. Automotive exhibit: individual project #2
3. Group Exhibit 2 or more
4. Educational exhibit

DIVISION 21: SMALL ENGINES

CLASS

1. Small engine exhibit: individual project
2. Small engine exhibit Individual Project #2
3. Group exhibit
4. Educational Display individual or group

DIVISION 22: TRACTOR

RULES

- A. Completed project record book may accompany project in place of written/typed description of steps.

CLASS

1. Project 1 Tractor engine or maintenance
2. Project 2 Tractor engine or maintenance
3. Group Tractor engine or maintenance
4. Tractor Restoration Project #1
5. Tractor Restoration Project #2
6. Group tractor restoration
7. Educational Exhibit individual or group

DIVISION 23: ELECTRICAL

CLASS

1. Project #1 First year in electrical Division.
2. Project #1 Second year & above.
3. Project #2 Any year

DIVISION 24: ELECTRONICS

CLASS

1. Project 1
2. Project 2

DIVISION 25: WELDING

RULES

- A. Welding to be done by participant
- B. Either oxyacetylene or electric arc, TIG or wire welding
- C. Artistic welding is included in this division.

CLASS

1. Project #1
2. Project #2
3. Project #3



DIVISION 26: PROJECT RECORD BOOK

LEARNING OBJECTIVE

Develop the ability to set goals, design & carry out a plan of action for a project, summarize, & self-evaluate. Project Record Books are available online or by contacting the MSU Extension 4-H Office.

CLASS

1. Project record book—AUTOMOTIVE
2. Project record book—SMALL ENGINES
3. Project record book—TRACTOR
4. Project record book—ELECTRICAL
5. Project record book—ELECTRONICS
6. Project record book—WELDING

4-H DEPARTMENT 73



Outdoor Education/ Recreation & Shooting Sports

SUPERINTENDENTS

Amber Havelka, Jolene Siebarth & Monica Siebarth

JUDGING — Fri. July 24 Building B 5:30-7PM LEARNING OBJECTIVE

Develop safe & effective shooting sports habits & conservation attitudes.

DIVISION 1: STATIC EXHIBIT

RULES

- A. Projects in classes 1-4 must include either a scored target or a scorecard shot by the exhibitor during the current project year.
- B. Each project must include a written/typed description of the highlights of their project to turn in with their exhibit.
- C. All projects must be displayed neatly, attractively, & must fit with the class description.
- D. If a club display is entered, please notify the superintendents on the space needed to display the project prior to the fair. Only one (1) entry is needed for the club.
- E. No human silhouette targets are allowed as part of project or displayed as targets or backstop.
- F. No live ammunition allowed. Broadhead tips will not be displayed.

CLASS

1. Target Shooting Display with scored target/scorecard and written/typed description (e.g., shooting positions, how to care for and clean equipment, parts of equipment, gun sights, etc.) .
2. Hunting Display with scored target/scorecard and written/typed description.
3. Safety Display with scored target/scorecard and written/typed description (e.g., target shooting safety, hunting safety, etc.).
4. Equipment Made with scored target/scorecard and written/typed description (e.g., bow rack, quiver, loading block, gun rest, etc.).
5. Shooting Sports Informative Project: photo essay, scrapbook, video, PowerPoint, etc.
6. Club display: pictures, posters, etc. showing shooting sports recreation, safety, etc.
7. Project Record Book

DIVISION 2: Shooting Sports Tournament

LOCATION: Lenawee Conservation League, 1404 Sutton Road, Adrian, MI 49221

Must show up 30 Minutes before scheduled time for all shooting events.

Saturday July 11th 10:00 AM 3D Archery

Saturday, July 18

Target Archery at 9:00 am

Trap (Shotgun) at 10:00 am

BB Gun at 11:00 am

Pellet Gun at 11:00 am

.22 at 11:00 am

Pellet Pistol at 1:00 pm

Muzzleloading Date and Time TBA

RULES

- A. Participants must be active members of a 4-H shooting sports program working with a certified Lenawee 4-H Shooting Sports Instructor to qualify.
- B. One (1) entry per class.
- C. Exhibitors must have shot in the discipline during this 4-H year to participate in the county tournament.
- D. A signed medical form **MUST** be on file **PRIOR** to the day of the tournament, or Exhibitor may not shoot. Forms will be sent to all those who register once registrations are received.
- E. Exhibitors are expected to abide by all rules & regulations of the Michigan 4-H State Shooting Sports Tournament (including rules related to equipment and accessories). These rules can be found here: http://4h.msue.msu.edu/events/michigan_4_h_state_shooting_sports_tournament/tournament_rules



4-H DEPARTMENT 73

Performing & Communication Arts



SUPERINTENDENTS

Amy Pelham

Ashlee Pelham

JUDGING — Mon. July 27 Bandshell 4PM

DIVISION 10: PERFORMING ARTS

LEARNING OBJECTIVE

Learn to perform your feelings & emotions through pantomime, monologue, dialogue, plays, role playing, improvisations,

RULES

- A. Performing arts may include any type of talent act (instrumental, vocal, dance, clowning, drama, baton twirling, pantomime, clowning, etc.).
- B. Individual performances are not to exceed four (4) minutes.
- C. Group performances are not to exceed five minutes.
- D. Superintendents will email exhibitors requesting information about their act, equipment needed, etc. Exhibitors must respond to email in order to perform.
- E. Cloverbud Performing Arts— Register under Cloverbuds Dept. 82, Division 54. Cloverbuds must follow the same rules as older 4-Hers.

CLASS

1. 8-13 years – Individual
2. 14 and over – Individual
3. Group – any size (only 1 person per group should pre-register.)

DIVISION 11: PUBLIC SPEAKING & DEMONSTRATION

LEARNING OBJECTIVE

Learn to confidently speak and demonstrate in front of a group about a specific topic.

RULES

- A. Public Speaking may include any topic (Ag Issues, social issues, etc.)
- B. Demonstration may include any topic (jelly making, cooking, cake decorating, showing and fitting an animal, etc.)
- C. Individual public speaking is not to exceed 5 minutes.
- D. Individual demonstrations are not to exceed 5 minutes.
- E. Group demonstrations are not to exceed 8 minutes.
- F. Judging for Job Interviews will take place prior to fair.

CLASS

1. BB Gun (2 positions: prone & sitting)
2. Pellet Gun (3 positions: prone, kneeling & standing)
3. .22 Rifle (3 positions: prone, kneeling, & standing)
4. Trap (Shotgun)
5. Muzzleloading
6. Target Archery
7. 3D Archery
8. Pellet Pistol

DIVISION 3: Hunting and Wildlife

Informative projects based on Hunting and Wildlife curriculum: waterfowl. Upland birds, turkey, deer, trapping, small game, predator, tracking and wildlife education, compass and orienteering.

CLASS:

1. Project 1
2. Project 2
3. Project 3
4. Project 4
5. Project 5
6. Group Project
7. Project Record Book



DIVISION 4: Fishing



- Class:**
- | | |
|-------------------------|--|
| 1. Fishing lures/flyes | 5. Fish replica/fish Printing |
| 2. Fishing Knots | 6. Fishing information poster or display board |
| 3. Fishing Rod Building | 7. Project Record Book |
| 4. Fishing Net Building | |

DIVISION 5: Environmental Education and Conservation

Projects focus on water, wetlands, prairie, land or forest conservation and habitat management/restoration.

Class:

1. Project 1
2. Project 2
3. Group Project 1
4. Group Project 2
5. Project Record Book

DIVISION 6: Foraging

Foraging is the act of searching for and gathering wild food, such as plants, fruits, nuts and mushrooms.

Class:

1. Project 1
2. Project 2
3. Group Project
4. Project Record book



Participants will receive information about the project judging, location, date and time from superintendents.

CLASS

1. 8-13 -Individual-Public Speaking
2. 14 and over- Individual-Public Speaking
3. 8-13-Individual-Demonstration
4. 14 and over-Individual Demonstration
5. Job interview Ages 15-19
6. Group-any size (Only 1 person per group should pre-register.)

DIVISION 12: PROJECT RECORD BOOK

LEARNING OBJECTIVE

Develop the ability to set goals, design & carry out a plan of action for a project, summarize, & self-evaluate. Project Record Books are available online or by contacting the MSU Extension 4-H Office.

CLASS

1. Project Record Book Performing Arts
2. Project Record Book Communications

4-H DEPARTMENT 82

Miscellaneous Projects



SUPERINTENDENTS

Amy Moore

Janet Taylor

JUDGING — Fri. July 24 and Sat. July 25

Building B

DIVISION 1: AMERICAN HERITAGE

LEARNING OBJECTIVE

Exhibitors will learn about American History through research and interaction with others.

RULES

Exhibit should include a poster, scrapbook, etc. that can be displayed. Exhibitor may bring audio, video, and computer projects, but must bring a device for the judging process. The device will be taken home after judging. Internet hotspot will be available for judging.

CLASS

1. Family Tree
2. Cultural Heritage
3. Interview
4. Town History
5. Other
6. Project Record Book

DIVISION 2: CATS

LEARNING OBJECTIVE

Exhibitor will use their knowledge & skills to design & implement an educational display about cats.

RULES

Youth is to take their cat home after judging.

CLASS

1. Notebook following guidelines available from 4-H leader or MSU Extension office.
2. Poster 14" x 22" up to 36" X 48" depicting any aspects of the care, history, or medical topics relevant to cats.
3. Project Record Book

DIVISION 3: CLUB EXHIBIT (4-H, FFA)

LEARNING OBJECTIVE

Club members will work together to design and implement a plan for completing a group project.

RULES

Poster should be no smaller than 11" x 14" and no larger than 36" x 48".

CLASS

1. Educational exhibit including poster and other items such as officers' record books showing leadership and planning in action.
2. Poster and/or chart display to depict total club projects and activities (e.g. community service, social activities, etc.)

DIVISION 4: COLLECTIONS

LEARNING OBJECTIVE

Demonstrate with their project the skill & knowledge of properly presenting collectible items.

RULES

- A. Educational display: representative items on board not larger than 22" x 28" Items must be fastened securely on board, poster, or in scrapbook. Exhibitor must also include a written/typed or video/audio description of project highlights (e.g. source of items, why they are of personal interest, what has been learned, etc.).
- B. Collections exhibits must be different from the previous year unless explanation showing significant changes.
- C. Items not allowed: knives, guns, other items not suitable for a family-friendly environment.

CLASS

1. Exhibit of Project
2. Project Record Book



DIVISION 5: COMMUNITY INVOLVEMENT - INTERNATIONAL

LEARNING OBJECTIVE

Exhibitor will learn more about international living, life & communities.

RULES

Exhibit may include a display of photographs, articles, scrapbooks, etc. To portray activities in international events such as State 4-H Exchange, country study, etc.

CLASS

1. Exhibit of Project
2. Project Record Book

DIVISION 6 : COMMUNITY INVOLVEMENT - LOCAL

LEARNING OBJECTIVE

Exhibitor will learn more about community involvement & will portray community service opportunities.

RULES

Exhibit may include a display of photographs, articles, scrapbooks, etc. to portray activities in community services (projects with senior citizens, special needs, charity fundraising, community cleanup, community awareness, etc.)

CLASS

1. Exhibit of Project
2. Project Record Book

DIVISION 7: COMPUTER/OTHER TECHNOLOGY

LEARNING OBJECTIVE

Demonstrate with their project what they have learned through the study of computer science & other technology.

RULES

Exhibit should include a poster, photos, etc. for explanation or highlights of project that can be left for display. Devices used to show in the judging process should be taken home. Internet will be available for judging.

CLASS

- | | |
|------------------------------------|---|
| 1. Scratch Coding | 5. 3D Printing no larger than 18" x 18" |
| 2. Web page design | 6. Other |
| 3. CAD Design | 7. Project record book |
| 4. Poster No Larger than 36" x 48" | |

DIVISION 8: CREATIVE WRITING

LEARNING OBJECTIVE

Learn to express your thoughts through poetry, prose, essay, fiction, history, & journalism/related creative writing.

RULES

- A. Exhibit should be legible (typed, printed from a computer, video file, stenciled, or legibly hand-printed).
- B. No school writing projects are allowed.
- C. Writing may be displayed on a poster or in a report folder
- D. In class 1, a minimum of three (3) poems (related or unrelated in styles and/or topics) should be entered.
- E. Class 4 Instructional Poster about writing; can cover any aspect of writing (e.g. hints on how to get started, writing tools, markets for publishing, brainstorming techniques, etc.)
- F. Posters should be no smaller than 11"x 14" & no larger than 36 X 48".

CLASS

- | | |
|------------|------------------------|
| 1. Poetry | 3. Non-fiction |
| 2. Fiction | 4. Instructional |
| | 5. Project Record Book |

DIVISION 9: FAMILY & CHILD DEVELOPMENT

LEARNING OBJECTIVE

Exhibitor will learn the importance of personal & family living skills, or safety & care of children and/or adults or self. Gain knowledge & skills of home management, personal improvement, emergency preparedness & other youth development related skills.

RULES

Educational exhibit (babysitting, nutrition, safety, toys, games, emergency preparedness, growth, & development.)

CLASS

1. Exhibit of Project
2. Project Record Book

DIVISION 10: HANDSPUN YARN

RULES

- A. All handspun from raw fiber.
- B. Woven items must be at least 50% handspun.
- C. Item must be finished & ready to use.
- D. Please indicate fiber & dye (if used).

CLASS

- | | |
|---------------------------|---|
| 1. Single ply yarn | 7. Small article made from handspun yarn - e.g. hat, placemat, etc. |
| 2. Two (2) ply yarn | 8. Large article made from handspun yarn - .ie. sweater, Afghan, etc. |
| 3. One (1) ply novelty | 9. Project Record Book |
| 4. Two (2) ply novelty | |
| 5. Animal fiber (specify) | |
| 6. Plant fiber (specify) | |



DIVISION 11: METAL TOOLING

LEARNING OBJECTIVE

Exhibitor will learn and demonstrate the basic principles of metal tooling.

CLASS

1. Project 1
2. Project 2
3. Project Record Book

DIVISION 12: MODEL ROCKETRY

LEARNING OBJECTIVE

Gain fundamental knowledge of rocketry, with construction, principles, & applications.

RULES

Do NOT bring engines

CLASS

1. Exhibit of project
2. Poster no smaller than 11"x14", no larger than 36"x48" about building rockets, flight process, types of rockets, etc.
3. Project Record Book

DIVISION 13: PARTICIPATION RECORDS

LEARNING OBJECTIVE

Learn to keep records of personal learning experiences & accomplishments.

RULES

Display as scrapbooks, national 4-H report forms, etc. (Michigan 4-H Member's Personal Portfolio is available at the 4-H Office)

CLASS

1. Exhibit of Project

DIVISION 14: PLASTIC MODELS

LEARNING OBJECTIVE

Exhibitor will learn & demonstrate the basic principles of constructing plastic models.

Display boards should be no larger than 36" x 48"

CLASS

1. Model Project
2. Lego Kit
3. Lego original design
4. Project Record Book

DIVISION 15: POCKET PETS

LEARNING OBJECTIVE

Exhibitor will use their knowledge & skills to design & implement an educational display about pocket pets.

RULES

- A. Examples of pocket pets: aquatic animals, amphibians, arachnids, birds, insects, reptiles & rodents
- B. Youth is to bring pocket pet for evaluation and share the physical care and health care they have given their pet, what they have learned, etc.
- C. Youth is to take their pocket pet home after judging.
- D. Youth is to make a poster no smaller than 11" x 14" or no larger than 36" X 48" to leave on display depicting any aspect of the life & care of their pocket pet.

CLASS

1. Exhibit of Project
2. Project Record Book



DIVISION 16: RECREATION & LEISURE ACTIVITIES

LEARNING OBJECTIVE

Exhibitor will learn about games played, leisure activities, recreational events & other physical activities.

RULES

Exhibit may include a display of photographs, description of games played, etc. of recreation which individual or group participated in or took leadership in organizing. A written description of project steps must accompany exhibit if youth is not present for evaluation.

CLASS

1. Individual Project
2. Group Project—three (3) or more
3. Club Project
4. Project Record Book

DIVISION 17: SAFETY/ EMERGENCY PREPAREDNESS

LEARNING OBJECTIVE

Exhibitor will learn the importance of safety, emergency preparedness, first aid & general safety practices.

RULES

Posters should be no smaller than 11"x 14" & no larger than 36" x 48".

CLASS

1. First Aid
2. Bicycle Safety
3. Fire Prevention
4. Project Record Book



DIVISION 18: SCRAPBOOKING

RULES

Exhibit may include a display of photographs, articles, etc. that portray activities related to the family or special events. Classes 1-4 must be displayed in a scrapbook.

CLASS

1. Project 1
2. Project 2
3. One page scrapbook display.
4. Two page scrapbook display
5. Project Record Book

DIVISION 19: SELF-DETERMINED

LEARNING OBJECTIVE

Demonstrate with their projects what they have learned through self-study.

RULES

- A. Self-determined projects are ones that are not currently listed as a Michigan 4-H project & other projects not listed elsewhere in the 4-H division.
- B. Display should be— no smaller than 11" x 14" & no larger than 36" x 48"

CLASS

1. Project #1
2. Project #2
3. Project #3
4. Group exhibit
5. Project Record Book

DIVISION 20: TEEN LEADERSHIP

LEARNING OBJECTIVE

Develop confidence in assuming new roles in a group & work with younger members as a leader in a project or activity.

RULES

Poster should no smaller than 11" x 14" and no larger than 36" x 48".

CLASS

1. Explanation of one (1) or more experiences as a teen leader during the current project year. Indicate plan, responsibility assumed, results, etc. Explanation may be submitted as a written report, poster, or creative exhibit for display.
2. Exhibit of teen leader project as a current club officer. Exhibit record book or explanation of responsibility as club officers.

4-H DEPARTMENT 82

Static Project Entrepreneurship



SUPERINTENDENT Cole Publiski

JUDGING Fri. July 24 2-7PM & Sat. July 25 11-4PM

Building A

DIVISION 30: STATIC PROJECT ENTREPRENEURSHIP

LEARNING OBJECTIVE

Learn to develop market plan, keep records, write buyer invitations and thank you letters.

RULES

- A. Exhibitors may enter one project in this class.
- B. Exhibitor must submit the Static Project Entrepreneurship Market Book at the time of judging.
- C. Exhibitor must enter the project in the appropriate class for the project and in the Static Project Entrepreneurship class.
- D. Project must be judged in the project class before being judged in the Static Project Entrepreneurship class.
- E. Exhibitor will provide a framed 8"x10" photo of the food, floriculture, or horticulture project to be displayed if the project may spoil or wilt.
- F. Projects receiving a blue or red ribbon in their project class are eligible for the Static Project Silent Auction if the exhibitor has completed the requirements for the Static Project Entrepreneurship class and turned in the completed Static Project Entrepreneurship checklist form.
- G. Projects not receiving a blue or red ribbon in the project class will be judged in the Static Project Entrepreneurship class, but they are not eligible for the silent auction. These projects will be displayed in the appropriate project areas.
- H. Exhibitors with projects in the silent auction will be required to work in the silent auction area for at least one half-hour shift between 5-8 pm (Sunday – Friday) to practice entrepreneur marketing skills and answer questions from the public. They will sign up for work times at project judging.
- I. Exhibitors are not required to sell in the silent auction by entering this class. They will indicate whether they are selling their item or not at project judging.

CLASS

1. Exhibit of Project and Static Project Entrepreneurship Record Book (available online or by contacting the MSU Extension 4-H Office.)



STATIC PROJECT SILENT AUCTION

- A. Silent auction will be displayed in Building A. The auction will begin on **Sunday, July 26 at 4 pm** and end on Saturday, **Aug 1 at 2 pm**
- B. A project is eligible for the silent auction if the project received a blue or red ribbon in the project class, the exhibitor completed the requirements of the Static Project Entrepreneurship class, and the exhibitor turned in the completed Static Project Entrepreneurship checklist form.
- C. It is the exhibitor's responsibility to transport the project to the silent auction area.
- D. Exhibitors must pick up unsold projects during project check out on Sunday, **Aug 2 1-3 pm**
- E. Exhibitors will receive an email the week following fair with their buyer and add-on information.
- F. Winning bidders will receive an email from FairEntry after 2 pm on Saturday, Aug 1. It is the buyer's responsibility to pick up their item during project check out on **Aug 2, 1-3 pm**. Food items, floriculture and some horticulture projects will be delivered at a later date. *The buyer will receive an emailed notice after the sale and is responsible for sales tax on the item.*
- G. It is the responsibility of the exhibitor to contact the buyer to arrange for the delivery of fresh food, floriculture, and horticulture projects.
- H. Exhibitor will show a copy of the buyer thank you letter(s) in order to receive check. Information on the availability of the checks will be published in the county newsletter. Checks will reflect a 5% commission deduction for promotion and marketing.

4-H DEPARTMENT 82

Cloverbuds



SUPERINTENDENTS

Sarah Publiski Ania Glinski

JUDGING —Fri. July 24 1-7PM or

Sat. Jul 25 10-12:30PM

Building B

RULES

- A. Pre-Registration is required – completed the same as 8 to 19 year old. See procedures for entering at beginning of 4-H DIVISION.
- B. These projects will be displayed with no evaluation. Youth will tell their story to an adult who is especially interested in young children and their development. Each youth will receive a 4-H Cloverbud Ribbon. Cloverbuds do not receive premiums.
- C. Classes are available in some animal projects for Cloverbuds. These classes will be non-competitive. Youth may borrow animals to participate in these specially designated classes but may not bring their own animals to keep at fair all week. Cloverbuds may bring a bird for the poultry classes; see Dept. 12 Poultry for details and rules.

- D. Cloverbud baked goods and candies may be displayed. Other food items go home after judging. Please bring a photo of the item on judging day to stay on display.
- E. Please do NOT water your own plants. The superintendent will do it as needed.
- F. Cloverbuds must follow the same department/class rules as older 4-H members. Check the rules in the correct departments.

DIVISION 50: CLOVERBUD STATIC PROJECTS

CLASS

- | | |
|---------------|----------------------------------|
| 1. Project #1 | 4. Project #4 |
| 2. Project #2 | 5. Project #5 |
| 3. Project #3 | 6. Cloverbud Project Record Book |

DIVISION 51: CLOVERBUD POULTRY

See Dept. 12 – Poultry for details & rules

CLASS

- 1. Cloverbud Showmanship
- 2. Cloverbud Fancy
- 3. Cloverbud Flying Contest
- 4. Cloverbud Fashion Contest
- 5. Eggs

DIVISION 52: CLOVERBUD DOGS

See Dept. 22 – Dogs for details & rules

CLASS

- 1. Costume Class – Cloverbud
- 2. Handling Class-Cloverbud
- 3. Obedience Class-Cloverbud
- 4. Agility Class-Cloverbud
- 5. Rally Class-Cloverbud

DIVISION 53: DAIRY SHOWMANSHIP

See Dept. 2 – DAIRY for details & rules Division 7

CLASS

- 1. Showmanship – Cloverbud 5-7

DIVISION 54: CLOVERBUD PERFORMING ARTS

See Dept. 73 – Performing & Communication Arts for details & rules

CLASS

- 1. Cloverbud Performing Arts

DIVISION 55: Horse and Pony

CLASS

- 1. Cloverbud Riding 5-6 year olds
- 2. Cloverbud Riding 7 year olds

DIVISION 56: Sheep

CLASS

- 1. Showmanship – Cloverbud 5-7





Visit Lenfair.com for a full schedule of fair events

MICHIGAN STATE UNIVERSITY | Extension

Lenawee County 4-H

MSU Extension 1040 S. Winter ST STE 2020

Adrian MI 49221

517-264-5300



2026 Lenawee County Fair Grandstand Schedule

Sunday, July 26	Earl Kelly Memorial Tractor Pull	6pm	\$20.00 Box Seats, \$15.00 Grandstand, \$15.00 Pit
Monday, July 27	Figure 8 Car & Truck Demo	7pm	\$20.00 Box Seats \$15.00 Grandstand, \$15.00 Pit
Tuesday, July 28	KOI Dirt Drags	7pm	\$20.00 Box Seats \$15.00 Grandstand, \$15.00 Pit
Wednesday, July 29	Figure 8 Car & Truck Demo	7pm	\$20.00 Box Seats \$15.00 Grandstand, \$15.00 Pit
Thursday, July 30	Lost Nations Rodeo	7pm	\$20.00 Box Seats \$15.00 Grandstand
Friday, July 31	Diesel & Gas Truck Pull	7pm	\$20.00 Box Seats \$15.00 Grandstand, \$15.00 Pit
Saturday, August 1	Tuff Truck & Car Competition	7pm	\$20.00 Box Seats \$15.00 Grandstand, \$15.00 Pit

TICKETS ARE AVAILABLE AT THE LENAWEE COUNTY FAIR OFFICE

