



RED, WHITE AND BLUE, THIS ONE'S FOR YOU!

FAIR BOOK

July 24th -30th 2022



MSU Extension 4-H Office

517-264-5300

1040 S. Winter St., Suite 2020, Adrian, MI 49221

lenfair.com • (517) 263-3007 • PO Box 792, Adrian, MI 49221

Contents

Static Project Judging Schedule	3	Dept 22: Dogs	36-37
Animal/Livestock Judging Schedule	4	YOUTH STATIC (NON-ANIMAL) RULES	37-38
4-H Rules & Regulations	5	Dept 60: Sewing & Needle Arts	38-39
4-H Youth Wristbands	5	Dept 61: Foods & Nutrition & Culinary Arts	39-41
Youth Livestock & Small Animal Rules	6	Dept 62: Art	41-42
Livestock Parking Passes	6	Dept 62: Ceramics	42-43
Project Record Books	6	Dept 63: Crafts	43
Showmanship Info & Exhibitor Checks	7	Dept 63: Lost Arts	43-44
Animal Drug Policy	7	Dept 63: Wood Science	44
Livestock Auction Information	8	Dept 64: Photography	44-45
Dept 2: Dairy	9-10	Dept 67: Floriculture	45-46
Dept 4: Dairy Feeder Calf	11-12	Dept 68: Horticulture	46-49
Dept 4: Market Beef & Beef Feeders	13-14	Dept 69: Youth Sciences	49-50
Dept 4: Beef Breeding	14-15	Dept 69: Technology	50
Dept 6: Market Sheep	15-17	Dept 69: Power	51
Dept 6: Sheep Breeding	17-18	Dept 73: Shooting Sports	51-52
Dept 8: Dairy/Angora/Pygmy/Meat Goats	18-21	Dept 73: Performing & Communication Arts	53
Dept 10: Swine	21-23	Dept 82: Records	53-54
Dept 12: Poultry	23-26	Dept 82: Life & Social Skills	54-55
Dept 12: Poultry Cloverbuds	27	Dept 82: Misc. Educational Project	55-56
Dept 14: Rabbits	27-30	Dept 82: Static Project Entrepreneurship	57
Dept 16: Light Horse & Pony	30-34	Dept 82: Cloverbuds	57
Dept 16: Miniature Horses	34		
Dept 16: Draft Horses	35		



Chicken BBQ
Sunday, July 24
11 am @ 4-H Center

TICKETS

1/2 Chicken meal &
 1/4 Chicken meal

Tickets available at the
 MSU Extension Office

QUESTIONS? CALL 517-264-5300

Sponsored by:
 4-H Project Parents &
 4-H Jr. Livestock Board



MICHIGAN STATE UNIVERSITY | Extension

4-H Center Dining

Monday through
Friday during Fair
Week Project
Parents will sell
breakfast and
lunch.

Watch for more
information to
come.

4-H Youth Static Projects Judging



Exhibitors with static projects will use an online system to schedule an interview time with the judge. <https://lenaweecounty4h.fairentry.com/Fair/SignIn/16472> More information will be available in the Cloverbeat Blast Newsletter and on the Lenawee County 4-H Facebook page. Static project exhibitors are not required but **are encouraged to be present for evaluation.**

FRIDAY, JULY 22

1:00—7:00 pm

- Teen Superintendents have priority from 12:45-1:00 pm to have their projects evaluated.
- Dinner Break is 5:00-5:30 pm

YOUTH EXHIBIT BUILDING A

- Art
 - Ceramics
 - Crafts
 - Sewing & Needlework
 - Static Project
 - Entrepreneurship
- 3-7PM**

YOUTH EXHIBIT BUILDING B

- Cloverbuds (5-7 yrs.)
- Collections
- Creative Writing
- Life & Social Skills
- Lost Arts
- Model Rocketry
- Models
- Photography
- Records
- Self-Determined
- Technology
- Wood Science

FRIDAY, JULY 22

5:30—7:00 pm

YOUTH EXHIBIT BUILDING B

- Shooting Sports
- Youth Sciences (Entomology, Vet Science, Beekeeping)

SATURDAY, JULY 23

10:00 am — 4:00 pm

- Teen Superintendents have priority from 9:45-10:00 am to have their projects evaluated.
- Lunch Break is 12:30-1:00 pm

YOUTH EXHIBIT BUILDING A

- Foods & Nutrition
 - Floriculture
 - Horticulture
 - Static Project
 - Entrepreneurship
- 12-4PM**

YOUTH EXHIBIT BUILDING B

- Collections
- Creative Writing
- Life & Social Skills
- Lost Arts
- Model Rocketry
- Models
- Photography
- Records
- Self-Determined
- Technology

SATURDAY, JULY 23

1:00 — 3:00 pm

YOUTH EXHIBIT BUILDING A

- Automotive
- Welding
- Small Engines
- Tractor
- Electrical
- Electronics

SATURDAY, JULY 30

2:00 pm

BANDSHELL

- 4-H Project Runway
- Performing Arts

4-H Animal/Livestock Judging, Check In & Out Schedule



FRIDAY, JULY 22 - Check In

4:30-8:30 PM	Poultry check-in	Kiwanis Building
6:30-8:30 pm	Rabbit check-in	Rabbit Barn

SATURDAY, JULY 23 - Check In

8:00 AM All Poultry Judged

Entries In Place	Project	Weigh-Ins
By 3:00 pm	Beef Feeding	3:00-4:00 pm
By 3:00 pm	Sheep	4:00-5:00 pm
4-7:00 pm	Dairy Feeder	At time of entry
5-8 PM	Goats	At time of entry
By 7:00 pm	Horses	

SUNDAY, JULY 24 - Check In

5-8:00 am	Swine
By Noon	Beef Breeding
By 1:00 pm	Dairy

SUNDAY, JULY 24

8:00 am	Check-In time for ALL Dog Classes	Dairy Arena
8:30 am	Rabbits	Rabbit Barn
9:00 am	Dog Costume Class	
9:30 am	Dog Agility—Obedience—Handling	
10:00 am	Market & Breeding Goat—	Show Barn
3:00 pm	Poultry Flying Contest	Dairy Arena
4:00 pm	Call-A-Goat Contest	Dairy Arena
5:00 pm	Sheep Lead Class	Show Barn

MONDAY, JULY 25

9:00 am	Sheep Showmanship & Market -	Show Barn
9:00 am	Horse & Pony	Horse Arena
9:00 am	Beef Breeding—	Beef Exercise Arena

TUESDAY, JULY 26

8:30 am	Market Swine	Show Barn
9:00 am	Horse & Pony	Horse Arena
2-5:00 pm	Goat Obstacle Course	Dairy Arena
5:30 pm	Dairy Feeder Adult Showmanship Class	

WEDNESDAY, JULY 27

9:00 am	Horse & Pony	Horse Arena
9:00 am	Dairy	Dairy Arena
9:00 am	Market Beef	Show Barn
6:00 pm	Small Animal Sale	Show Barn

THURSDAY, JULY 28

9:00 am	Horse & Pony	Horse Arena
8:30 am	Dairy Feeder Calf—	Dairy Arena
3:30 pm	Poultry Fashion Contest—	Bandshell
3:30 pm	Dress A Goat Contest	Bandshell
6:00 pm	Dairy Feeder Calf & Milk Sale	Show Barn

FRIDAY, JULY 29

9:00 am	Goat Skill-a-thon	Goat Barn
12 Noon	Project Record Books	Youth Exhibit Bldg. A
6:00 pm	Junior Livestock Sale	Show Barn

SATURDAY, JULY 30

1:00 pm	Pedal Power Tractor Pull	
	Drive between Bldg. B & Dairy Arena	
Time TBA	Champion Showmanship Sweepstakes	Show Barn
3:00 pm	Egg Toss	Dairy Arena
8:00 pm	Livestock Released	

SUNDAY, JULY 31

8:00 am	Goat Barn clean out & tear down
1-3:00 pm	ALL static projects released
Fair not responsible for Projects left after 3pm Sunday.	

4-H Youth Projects



Welcome to the 4-H Division of the Lenawee County Fair!

- Questions regarding the 4-H Division should be directed to the MSU Extension 4-H Office, 1040 S. Winter St., Adrian. 517-264-5300.
- Premium amounts listed are subject to change by the Lenawee County Fair Board.

GENERAL REGULATIONS

- A. Exhibitors in the 4-H Departments & Divisions must follow guidelines established for 4-H exhibition. All projects displayed shall be the work of the exhibitor & finished during the current 4-H year (Sept. 2021 to July 2022)
- B. Youth Exhibiting in the 4-H Division must be between the ages of 8 & 19 with age being determined by what they are on January 1st of the current year. Youth between the ages of 5 & 7 as of January 1st are eligible to exhibit as a Cloverbud. All exhibitors in the 4-H division must belong to a 4-H club or FFA chapter recognized by the 4-H program in Lenawee County. FFA members may exhibit in the 4-H department, but must follow all guidelines. Exhibitors who are 4-H and FFA members may only exhibit one entry per class.

ENTRIES

Deadline for registration of ALL YOUTH DIVISION ENTRIES is July 1st.

- All entries are confined to the listing of classes in the Fair Premium Book. All static projects will be judged and placed on exhibit prior to or at the time of judging as indicated on the judging schedule.
- **All members will register through an online entry process through fairentry.com.** If you are a registered 4-H member, log in using your 4honline email and password. If you are a FFA member you will need to complete an online profile. Contact the 4-H office for supporting documents on how to register online.
- Refer to listing of classes in the Fair Premium Book. Each entry must be identified by Department, Division, and Class Number. Only use information from pages with a Clover next to the department name. Pages with no clovers on them are for open class exhibitors.
- Livestock exhibits are to be brought into the fairgrounds at the times listed in specific sections. Please see those

- sections to be sure your animals are in on time.
- When entering classes for group or club exhibits, displays, performing arts acts, etc. have one member complete only one entry.
- Superintendents have the authority to request exhibitors to remove their exhibits and forfeit their premiums due to poor care of exhibit, illness or dangerous behavior.
- No projects will be released prior to 8:00 pm on the last Saturday of Fair. Please see specific release times for Livestock Project areas. Static projects will be released on Sunday between 1:00 – 3:00 pm
- Fair is not responsible for projects left after 3:00 pm on Sunday. No premiums will be paid for exhibits removed prior to release time with the exception of exhibits released for showing at other events on Fairgrounds.

PROTESTS

Protests must be made in writing and submitted to Londa Pickles, MSU Extension Fair committee chairperson, within 10 days from the time of alleged infraction. Any exhibitor may file a complaint regarding any of the following:

- a. Conflict of interest of the judge.
- b. Disqualification of an exhibit or exhibitor.
- c. Exhibitor, group leader, or superintendent behavior.
- d. Eligibility of the exhibit.

All protests will be considered at a time set by committee chairperson and all interested parties will be notified. If the individual filing the complaint is not satisfied with the actions resulting from their original complaint, the exhibitor filing the complaint may make an appeal to the Michigan Department of Agriculture's Fair department within 45 days of filing the initial complaint. The department shall have 60 days after receipt of any appropriately filed appeal to investigate the complaint, and shall issue a finding of fact and notice of department action and any recommended action for the association. In the event that any protest requires tests or incurs other costs to verify, the protester will pay for any finding proving infraction of these rules.

4-H EXHIBITOR WRISTBANDS

4-H members are admitted free, with official wristbands, provided by the Fair. Removal of wristbands will only be authorized for athletic practices or employment. 4-Hers will need to obtain a permission slip from the 4-H Office to be filled out and signed by coach or employer. This slip plus your cut off wristband must be presented to gate personnel.

Wristband pickup Available at the 4-H Center patio:

Friday, July 22 from 1:30—7:30 pm

Saturday, July 23 from 10 am—6 pm

LIVESTOCK EXHIBITOR PARKING PASSES

Parking at the North end Livestock area will be from 10PM to 10AM only. ALL vehicles will need to be moved by 10AM or vehicles will be towed.

PROJECT RECORD BOOK

LEARNING OBJECTIVE

Develop the ability to set goals, design & carry out a plan of action for a project, summarize, & self-evaluate. Project Record Books are available online or by contacting the MSU Extension 4-H Office.

Beef, Sheep, Swine, Dairy Feeder, Goats, Poultry

All 4-H & FFA livestock project members are encouraged to enter a Project Record Book. The purpose of this competition is to encourage record keeping as a good business practice. Unless noted in specific departments/divisions, Project Record Books are optional.

Record Books will be judged on the following scale:

- | | |
|-----------------|-----|
| 1. Accuracy | 45% |
| 2. Neatness | 20% |
| 3. Completeness | 35% |

The final market weight used to determine market price will be based on the animal's weight at weigh-in.

Static (non-livestock) Projects

All 4-H & FFA members are encouraged to enter a Project Record Book. Unless noted in specific departments/divisions, Project Record Books are optional.

Record Books will be judged on the following scale:

- | | |
|-----------------|-----|
| 1. Accuracy | 45% |
| 2. Neatness | 20% |
| 3. Completeness | 35% |

4-H YOUTH LIVESTOCK & SMALL ANIMAL DEPARTMENTS

GENERAL RULES

1. All cattle, goats, bison, sheep & swine are required to have official identification. See Michigan Department of Agriculture Health Requirements for Livestock Exhibited. <https://www.michigan.gov/mdard/animals/exhibitions>
2. Any other tests required will be stated by specie.
3. All livestock exhibitors must be in compliance with animal health requirements as defined by the Michigan Department of Agriculture. For a complete copy of these rules contact the MSUE 4-H Office or go to <https://www.michigan.gov/mdard/animals/exhibitions>

4. Only approved normal feeds & water for animals may be used. Any use of other unnatural substances may be brought to the attention of the superintendents and may be cause for the animal to be eliminated from both show and sale.
5. All exhibitors will be expected to abide by barn rules posted in animal areas.
6. All hay, grain and straw must be provided by the exhibitor. Bedding will not be provided by the Fair Board. The Cloverbeat Blast newsletter will have information if any barns decide to provide bedding.
7. No championships will be awarded unless there is competition and unless the judge feels winners are worthy of championship.
8. Every article or animal upon the Fairgrounds will be under the control of the Fair Board and every precaution will be taken for the safekeeping, but the Len. Co. Agri. Society will not be responsible for any loss or damage that may occur, and upon this condition only will entries be received.
9. All market livestock projects must be owned by the exhibitor.
10. Any medication must be brought to the attention of the superintendent before being administered.
11. Superintendents reserve the right to spot check animals.
12. DECISIONS IN EACH DEPARTMENT FINALIZED BY THE SUPERINTENDENT RESPONSIBLE.

CLUB DISPLAYS – BEEF, SHEEP, SWINE

1. Purpose of this contest is to promote and exhibit the livestock industry and products to the general public.
2. Exhibit may be three dimensional or flat depicting some phase of the livestock industry.
3. Exhibit in place no later than 3 p.m. Monday.

HERDSMANSHIP

Beef, Sheep, Swine, Dairy Feeder, Goats, Horse & Pony

- A. All livestock clubs, FFA groups, or individuals are automatically entered in the HERDSMANSHIP project.
- B. This project is intended to encourage youth and club pride in the proper care and exhibiting of livestock.
- C. All participants will be judged on a daily basis as described below:
 1. Attitude and conduct of members - club spirit, cooperation, willingness to work, and attitude toward other club projects exhibits and youth.
 2. Condition of Animals - clean, well-groomed animals, properly stalled.
 3. Condition of Stalls - clean, neat stalls and walkways.
 4. Proper identification and displays.
- D. Judging will begin upon arrival and close when exhibits are released.

SHOWMANSHIP

Beef, Sheep, Swine, Dairy, Dairy Feeder, Goats, Poultry and Rabbits

- A. Pre-fair registration for showmanship is required for all livestock, and the animal must be registered for a market or breeding youth class to be shown by that member.
- B. All entrants in animal classes must personally care for, fit, & show their own animals.
- C. Members with four (4) years or less experience in project may need coaching to do his/her best. Appropriate help may be sought from parents/guardian.
- D. Age is determined by 4-H age as of January 1 of current year.
- E. Awards will be determined on the basis of:
 - 1 Fitting of animals
 - 2 Training of animal
 - 3 Showmanship of exhibitor
 - 4 Attitude demonstrated by exhibitor
 - 5 Knowledge of project
- F. Any 4-H or FFA exhibitor may participate in showmanship classes with their own animal.
- G. Everyone will compete in their age bracket.

CHAMPION SHOWMAN SWEEPSTAKES LAST SATURDAY OF FAIR - Show Barn - Time TBA

(Need not pre-register for Champion Showman)

Champions of Beef, Sheep, Swine, Dairy, Dairy Feeder, Goats, Horse, Draft Horse, Rabbits, and Poultry Showmanship will be eligible. Contestants will show eight (8) species of livestock. Highest combined score will be the winner.

Champion Showman Banner & Trophy

FAIR PREMIUM CHECKS

ALL 4-H & FFA EXHIBITORS

Livestock Premiums
Blue \$4 Red \$2.60 White \$1.30
Static Premiums
Blue \$3 Red \$2 White \$1
Cloverbuds receive Ribbons ONLY

LIVESTOCK AUCTION CHECKS

4-H & FFA EXHIBITORS IN

JR. LIVESTOCK, SMALL ANIMAL, DAIRY FEEDER

Exhibitors' Auction checks will be available at the Awards Banquets. Exhibitors are required to provide copies of their Thank You cards/letters to all contributors (buyer & add-ons) to their project.

Guidelines:

1. A gift, basket, or other item given to the buyer in the Show Barn immediately after the Auction does not qualify as the Thank You card/letter.
2. All contributors (buyers & add-ons) need to be sent a Thank You card/letter. Check with the 4-H Office if you need more information.
3. A copy or picture of your Thank You card/letter must be sent to the 4-H Office.
4. Poultry and Rabbit exhibitors also need to have the Delivery Slip signed and turned in.
5. Each Thank You card/letter needs to include the Buyer's name and the exhibitor's name to be recorded correctly.
6. The person picking up the check will have to sign for the release of the check.
7. **Checks must be picked up and cashed with in 60 days.**

STATIC ENTREPRENEURSHIP AUCTION CHECKS

Exhibitors' Auction checks will be available at the MSU Extension office. Please check the Cloverbeat Blast newsletter for the check pick up date. Exhibitors are required to provide copies of their Thank You to the Buyers.

Guidelines:

1. All contributors (buyer & add-ons) need to be sent a Thank You card/letter. Check with the 4-H Office if you need more information.
2. A copy or picture of your Thank You card/letter can be sent to the 4-H Office or Project Superintendent.
3. Each Thank You card/letter needs to include the Buyer's name and the exhibitor's name to be recorded correctly.
4. The person picking up the check will have to sign for the release of the check.
5. **Checks must be picked up and cashed within 60 days.**

JR. LIVESTOCK & DAIRY FEEDER ANIMAL DRUG POLICY

Jr. Livestock and Dairy Feeder Calf Associations reserve the right to drug test fair animals under the Industry Act, Act 466 of 1988, as amended, in Section 40(3). Exhibitors are responsible for their animal from time of purchase through marketing. By registering to show your animal(s) at the Lenawee County Fair, you are authorizing the Jr. Livestock and Dairy Feeder Calf Associations the right to drug test your animal(s). An independent lab will run the necessary test. Jr. Livestock and Dairy Feeder Calf Associations are responsible for the cost of the initial test. If a positive reading is received, the individual is then responsible for the cost of the second test. With two (2) positive results, the Jr. Livestock and Dairy Feeder Calf Associations reserve the right to disqualify any animal, either live or slaughtered, found in violation of the use of drugs, and/or chemicals. Disqualification will result in voiding of the placing(s) of the animal(s) in question; forfeiture of any and all ribbons/trophies/special awards; an assessment of a fine equal in amount to the total sale; and disbarment of the exhibitor from exhibiting at the Lenawee County Fair Jr. Livestock and Dairy Feeder Calf Shows for a period of three (3) years. Other animals will not be moved up in placing.

Auction Information

Small Animal

Dairy Feeder & Milk

Jr. Livestock

Wednesday 6:00 pm

Thursday 6:00 pm

Friday 6:00 pm

- A. To participate in each individual auction, all published deadline dates, registration requirements, rules & regulations must be met.
 - B. All Grand and Reserve Grand, and Champions must sell.
 - C. The Adult and Teen Board members from each board will determine the methods, time, and place for the selling of the market animals sold at the Lenawee County Fair.
 - D. Exhibitor will be allowed to sell one lot in each auction. Exception: Jr. Livestock auction, if an exhibitor has a second animal in the barn where they are Grand and/or Reserve Grand champion, they will be allowed to sell the additional animal from that barn.
 - E. It is the exhibitor's responsibility to care for and feed their animals the entire week of fair. Improper care may result in animals being sent home and forfeiture of premiums.
 - F. No sick animals will be sold.
 - G. To be eligible for auction, all animals must have been entered and shown in their respective market classes.
 - H. Each association reserves the right to charge a \$5.00 per head stalling fee for market animals to go to Barn Improvement funds. The fee will be taken from the exhibitor's auction check, no matter what specie the participant sells.
 - I. Each exhibitor is required to sell their own project.
 - J. Exhibitors wishing to withdraw an animal from an Auction must notify the superintendents in charge of that project area at weigh in.
 - K. Exhibitors selling animals will be required to pay a percentage of their sale price to help cover expenses.
 - 1. Small Animal: 5% of the sale price or a minimum of \$2.50.
 - 2. Dairy Feeder: 2% of the sale price.
 - 3. Jr. Livestock: 2.5% of the sale price or a base minimum of \$2.50 which ever is greater.
 - L. Exhibitors are required to provide copies of their Thank You cards/letters to all contributors (buyers & add-ons) to their project. See Livestock Auction Checks on page 7.
 - M. All exhibitors are required to work 10 minutes at each auction that they sell in, per assigned duties. Check in and out is required. If exhibitor does not fulfill required work duty, exhibitor will forfeit \$25.00 from check.
- Small Animal Auction** – the auction will include all meat rabbits, meat type chickens, ducks, geese, turkeys, and goats. Only meat pens will be sold. No C Pens can sell.
- Dairy Feeder Calf** - Milk from the Dairy Department will be sold during the Dairy Feeder Calf Auction. A member involved in both Dairy Feeder and Dairy, must notify both department superintendents which project area they will be receiving auction money from. Exhibitors are not allowed to sell a Dairy Feeder Calf as well as receive auction money from the Dairy Milk Sale. Any exhibitor in the overweight class will sell their animal for the maximum weight of 600 pounds.
- Jr. Livestock** – Arrangements can be made through the Jr. Livestock Association for animals to be shipped direct. A \$5.00 per head shipping fee will be assessed to cover expenses. You must notify superintendents in your specie area at weigh in if animal is to be shipped direct.

Step by Step Guide of the Small Animal Auction

The below information is a step-by-step guide to assist members through the Small Animal Auction. If you have any questions, please contact Small Animal Superintendents, Board Members or the 4-H office.

1. Set Up will begin at approximately 3:00 p.m. in the Sale Barn. Help is needed.
2. Poultry exhibitors must pick up their auction number tag between noon and 4:00 on the day of the auction.
3. Rabbit and Goat exhibitors must pick up their auction number tag at 4:00 p.m.
4. All exhibitors will be told what time to report to the 4-H Center to be lined up and sent to the Sale Barn.
5. All exhibitors are required to work 10 minutes of the auction, per assigned duties. **Check in and adult is required.** If exhibitors does not fulfill required work duty, exhibitor will forfeit \$25.00 from check.
6. **STAY IN LINE** when you reach the Sale Barn. It will not be a very long wait.
7. Some varieties of animals will be kept in the Sale Barn for multiple exhibitors to use during the Auction. This helps protect the health of all 4-H project animals. Check with your Superintendent prior to Wednesday to see if your variety will already be available. If you have a specific breed not represented or a goat, you will need to bring your animal with you.
8. After animal is sold, leave animal with the Board representative and go with the teen leader to thank your buyer.
9. Thank the Buyer, give them their rosette/banner, and step back to the edge of the aisle and wait for the teen leader to get the information from the buyer.
10. Take the animal destination slip to the Animal Destination table and wait for further instructions.
11. Saturday when animals are released please check with Superintendents regarding the destination of your market pen. If poultry and rabbits are to be processed and delivered to the buyer or charity it is your responsibility to have this done by date on checkout slip.
12. You must have the buyer or charity representative sign the Delivery Slip (supplied to you at fair check out). This form must be mailed to the designated location by the designated date, in order to receive your auction check.
13. Youth must show a copy of Thank You card/letter to the Buyer in order to receive their auction check.

4-H DEPARTMENT 2

Dairy

SUPERINTENDENTS

Shanon Whelan

Jamie Hoover



JUDGING —Wed. July 27, 9 am @ Dairy

Arena

All animals to be in Dairy Barn by Sunday at 1 pm

RULES

- A. Dairy project youth may enter and exhibit a total of three animals.
- B. No dairy animal is eligible for a premium unless born previous to April 16th, current year, except offspring of exhibitor's cow.
- C. No animal is eligible to show at the Lenawee County Fair unless the exhibitor has had the animal in their possession on or before May 15 of the current year.
- D. All 4-H dairy animals must be on exhibit the entire fair week.
- E. Exhibitors keeping production records must exhibit the feed, milk, and butterfat records to be eligible for the production class. The records submitted for this class must be turned in to the 4-H Dairy Superintendents on Monday of Fair week.
- F. The Produce of Dam Class shall consist of two off-spring from exhibitor's cow.
- G. Dry cow – a cow shown dry must be reported dry on the DHI forms or will be reported by the show management as a dry cow to the appropriate official for testing within the state in which the cow is tested & the lactation will be terminated the day of the show.
- H. Aged Cow – *100,000 pound cow, any cow, any age, with official lifetime credits over 100,000 pounds of milk as of show day. Cow must be accompanied by DHIA records or official pedigree. Entries in this class are not eligible for other classes.*
- I. The club or school herd will consist of three females from at least two exhibitors. Only one entry permitted per club.



DIVISIONS 1-6

PLEASE NOTE: DIVISIONS 1-6 APPLY TO CLASSES 1-18

1 Ayrshire	4 Holstein
2 Brown Swiss	5 Jersey
3 Guernsey	6 Milking Shorthorn

CLASS

1. Jr. Heifer Calf born on or after 3/1/2022
2. Int. Heifer Calf born 12/1/2021– 2/28/2022
3. Sr. Heifer Calf born 9/1/2021– 11/30/2022
4. Summer Yearling Heifer born 6/1/2021 – 8/31/2021
5. Jr. Yearling Heifer born 3/1/2021 – 5/31/2021
6. Winter Yearling Heifer born 12/1/2020 – 2/28/2021
7. Sr. Yearling Heifer born 9/1/2020 – 11/30/2020
8. Junior Two Year Old Cow born 3/1/2020 – 8/31/2020
9. Senior Two Year Old Cow born 9/1/2019 – 2/28/2020
10. Dry Three & Four Year Old Cow born 9/1/2017 – 8/31/2019
11. Three Year Old Cow born 9/1/2018 – 8/31/2019
12. Four Year Old Cow born 9/1/2017– 8/31/2018
13. Five Year Old Cow born 9/1/2016 – 8/31/2017
14. Dry aged cow – 5 years & over born before 9/1/2017
15. Aged Cow – born before 9/1/2016
16. Produce of Dam
17. Cow and One offspring
18. Best Udder of Show

- **Jr. Champion Female (winners of classes 1-7)**
- **Reserve Jr. Champion Female (winners of classes 1-7, except Jr. Champion, plus the second place animal in the Jr. Champion's age class)**
- **Sr. Champion Female (winners of classes 8-15)**
- **Reserve Sr. Champion Female (winners of classes 8-15 except Sr. Champion, plus the second place animal in the Sr. Champion's age class).**
- **Grand Champion Female**
- **Reserve Grand Champion Female**

DIVISION 7: DAIRY SHOWMANSHIP

RULES

- A. PRE REGISTRATION IS REQUIRED
- B. Rosettes for all classes.

CLASS

1. Jr. Showmanship (age 8-11)
2. Int. Showmanship (age 12-15)
3. Sr. Showmanship (age 16-19)

Champion Showman (all ages)

Cloverbud Showmanship (age 5-7) See page 57 for registration Dept 82 Division 53 class 1

DIVISION 8: PRODUCTION CLASS

Exhibit to include cow & records. Awards to be based on actual butterfat production. All records to be computed on a 305 day lactation basis.

CLASS

1. 2 year old cow
2. 3 year old cow
3. 4 year old cow

DIVISION 9: DAIRY POSTER

LEARNING OBJECTIVE

Demonstrate with their project what they have learned through their study of the dairy industry.

- A. Purpose of project is to promote dairy industry & products to the general public.
- B. Exhibit may be mobile, 3-D or flat depiction of a phase of dairy industry.
- C. Exhibit in place by 3 pm, Monday

CLASS

1. Poster Display

DIVISION 10: CLUB DISPLAY

LEARNING OBJECTIVE

- A. Only one registration per club.
- B. 8 to 12 ft. Area for club to show dairy industry or 4-H club related theme (club activities, club members, thank you to milk buyer, the dairy industry).
- C. Must be exhibiting dairy under Department 2 for this section.
- D. This display will not be judged, but neatness will apply to herdsmanship.

CLASS

1. Club Display—all ages

DIVISION 11: CLUB HERD

CLASS

1. Any Breed

DIVISION 12: COSTUME

CLASS

1. Costume

DIVISION 13: PROJECT RECORD BOOK

LEARNING OBJECTIVE

Exhibitor will keep a complete set of records regarding their project as a good business practice. Project Record Books are available online or by contacting the MSU Extension 4-H Office.

- a. Records must be turned in by 12 Noon on Friday, July 30, in Youth Exhibit Building A.
- b. For record judging criteria see page 6.
- c. Exhibitors need not be present during evaluation of records.

CLASS

1. Project record book

4-H DEPARTMENT 4

Dairy Feeder Calf

SUPERINTENDENTS

Bryce Downard Jason Fischer Patrick Lakatos

JUDGING—Thurs. July 28 @ 8:30 am - Dairy Arena

REGISTRATION & TAGGING

- A. All calves must have been purchased, tagged, registered and full body picture showing markings and DFC tag submitted by **April 15th** and under the care of the 4-H member in order to show and sell. Two tags are required: Dairy Feeder Calf Association and a Radio Frequency Identification (RFID).
- B. A maximum of two (2) calves tagged per exhibitor regardless of dual membership in 4-H and FFA. When tagging two calves, both must be in the same location at all times.
- C. **Swing Calf** – Each dairy feeder project member in the family is required to tag one calf in their own name. One additional calf can be tagged under all the dairy feeder project members in their immediate family (brothers/sisters). If a family is unable or chooses not to tag a back up or swing calf, and something happens to a tagged animal, the exhibitor can request from the DFC board to tag a new animal, but the DFC board reserves the right to have the exhibitor show in the over/under weight class and is not eligible for championship.

GENERAL RULES

- A. There will be a mandatory meeting Saturday night after weigh in.
- B. First and Second year Dairy Feeder Calf Exhibitors are required to attend one educational workshop offered by the Dairy Feeder Calf Association. All other members are encouraged to attend.
- C. All calves must be from American dairy breed animals, or a cross of these breeds. The 6 American breeds are as followed: Guernsey, Brown Swiss, Ayrshire, Holstein, Jersey and Milking Shorthorn. **No cross breeds** with any beef type or other dairy breeds are allowed.
- D. Steer calf only. No bulls or stags will be permitted.
- E. Animals must be castrated no later than May 1st of the current project year. No Clamping Allowed. Castration sites must be completely healed and dry at time of weigh-in.
- F. Animals must be dehorned no later than May 1st of the current project year. Dehorning sites must be completely healed and dry at time of weigh-in. Maximum 1 ½" regrowth allowed (measured from the base) or calf will be turned away.
- G. Feed records are encouraged.
- H. **If you do not show in your market class, you will not be allowed to sell.**
- I. If exhibitor is unable to show their own animal in market class, the exhibitor must notify the superintendents **prior to the class**. Anyone assisting an individual in showing, must be a Lenawee County 4-H or FFA member.
- J. If exhibitor does not show calf registered to their immediate family, exhibitor will show in the over/under class and are not eligible for showmanship class or champion drive.
- K. Any special circumstances can be brought in front of the DFC Association Board.

CHECK-IN, VET CHECK & WEIGH-IN

- A. All animals are to be in Dairy Barn between 4:00 pm and no later than 7:00 pm on the first Saturday of fair. Clubs will be assigned times to bring calves in. No animals are allowed in the barn unless checked in by the Superintendent and Veterinarians. Proof of vaccination form must be signed and turned into the Superintendents at time of weigh-in.
- B. Implants are allowed.
- C. All animals must pass MDA animal health standards. For a complete copy of these rules please contact the MSUE 4-H Office or go to <https://www.michigan.gov/mdard/animals/exhibitions>
- D. Calves must weigh a minimum of 300 lbs., and may not exceed 600 lbs. at the time of weigh-in. The calves will be weighed only once and this will be the sale weight, no reweighing of animals. If calf weighs under 300 lbs. but over 285 lbs., calf will be allowed to show and sell but will not be eligible for market championship. If the calf weighs more than 600 lbs., then it will be eligible to show but not able to show for market championship. Animal will be sold for the maximum weight of 600 lbs.

BARN & PEN CLEANING RULES

- A. It is the responsibility of each youth for the care and feeding of their animal for THE ENTIRE WEEK OF THE FAIR. Improper care will result in the animal being sent home and the forfeiture of premiums.
- B. Exhibitors/Clubs are required to bring their own hoses and nozzles for the wash rack. They will not be furnished.
- C. Water must be in front of calf at all times.
- D. Pens will be checked by Project Superintendents and/or Association Board members on a daily basis for cleanliness.
- E. All stalls should be cleaned and soiled bedding removed by 10:00 am
- F. If the pen is not clean, it will be tagged by the Project Superintendents. If the pen is tagged the exhibitor must check in with the Project Superintendents.
- G. Daily logs will be kept on these issues by the Project Superintendents.
 1. The first offense will result in a verbal warning (signature required).
 2. The second offense will result in a notification of their parent/guardian and a PENALTY FEE of 5% of their auction money (signature required). This money will be forfeited to the Lenawee County Dairy Feeder Calf Association.
 3. Each additional offense or failure to check in with a Superintendent will result in a PENALTY FEE of an additional 10% of their auction money. This money will be forfeited to the Lenawee County Dairy Feeder Calf Association.
- H. On a daily basis, clubs will be assigned common cleaning areas to maintain; around manure spreader, main aisle, and wash rack area. Clubs can earn extra points in herdsmanship if assigned areas are kept cleaned throughout the day and evening.

DIVISION 1: DAIRY FEEDER CALF

CLASS

1. Market
 - Grand Champion Dairy Feeder Calf Banner
 - Reserve Champion Dairy Feeder Calf Banner



DIVISION 2: DAIRY FEEDER CALF SHOWMANSHIP

Pre-registration is required. Handling will be judged as if showing beef type animals. Overall Showman will be eligible for Showmanship Sweepstakes.

Cloverbud Showmanship Sign up at the fair. Cloverbud Showmanship will be held on Tuesday July 26th at 5:30PM

RULES

- A. Age is determined by 4-H age as of January 1st of current year.
- B. Proper attire is required - no open toe shoes.

CLASS

- | | |
|---------------------------------------|----------|
| 1. Sr. Showmanship (age 16-19) | Rosettes |
| 2. Inter. Showmanship (age 12-15) | Rosettes |
| 3. Jr. Showmanship (age 8-11) | Rosettes |
| Grand and Reserve Overall Showmanship | Rosettes |

DIVISION 3: PROJECT RECORD BOOK

LEARNING OBJECTIVE

Exhibitor will keep a complete set of records regarding their project as a good business practice. Project Record Books are available online or by contacting the MSU Extension 4-H Office.

- a. Records must be turned in by 12 Noon on Friday, July 29, in Youth Exhibit Building A.
- b. For record judging criteria see page 6.
- c. Exhibitors are not be present during evaluation of records.

CLASS

1. Project record book

DIVISION 4: COSTUME

Costume class will be held on Friday July 29th in the Dairy Arena

CLASS

1. Costume

4-H DEPARTMENT 4

Market Beef & Beef Feeders



SUPERINTENDENTS

Ben Downard, Chris Downard, Brad Williams

SEE 4-H/FFA JR. LIVESTOCK SALE INFORMATION
AND DRUG POLICY FOLLOWING GENERAL RULES.

JUDGING

Animals in Saturday, July 23

Weigh in: Saturday 3:00 – 4:00 pm

A required Beef Meeting Saturday 6:00 pm in the
Show Barn.

**Show Date: Wed. July 27 - 9 am Show
Barn**

Judging Order:

1. Feeder Calf Showmanship
2. Feeder Calf Market Classes
3. Beef Showmanship (Colored & Holstein together)
4. Holstein Market
5. Beef Market Heifer Classes
6. Beef Market Classes

ALL DECISIONS FINALIZED BY BEEF
SUPERINTENDENTS.

GENERAL RULES

- A. All animals must have proper identifications tags according to Michigan Department of Agriculture Guidelines.
- B. There will be a required meeting Saturday night after weigh in (6:00 pm) to set classes and explain rules.
- C. All Grand and Reserve Grand Champions must sell. Grand and Reserve Grand Champion Exhibitors can sell one additional animal.
- D. Only the first and second place Beef Animals in a market class are eligible for the champion classes.
- E. All market animals to be exhibited must have been tagged and registered by January 15, current year, with the MSUE 4-H office.

BEEF ANIMALS:

- F. All Beef Animals will be shown by weights.
- G. All animals must have a different class number for fair registration.
- H. Horns on animals must not exceed two (2) inches.

- I. No bulls or stags will be permitted.
- J. All animals will be required to have neck ropes and halters.
- K. All beef animals to be washed at Beef wash rack.
- L. No drugs (stimulants, depressants, etc.) of any kind can be used, this includes calf calm and similar agents unless approved by a superintendent. No forcing of fluids.
- M. All market animals will have a minimum weight of 900 lbs.
- N. All rate-of-gain animals must have been tagged and registered by January 15, current year, with the MSUE 4-H office and weighed in and registered at the fair grounds at the designated rate of gain weigh in. \$5.00 per head to enter rate of gain, due at rate of gain weigh in. Individual can only place with one animal.
- O. All over and underweight cattle will be sent home unless it is the exhibitor's only beef project. If so, animal will be allowed to stay and be shown in showmanship only.

EXHIBITORS:

- P. **All exhibitors must have an updated Youth for Quality Care of Animals (YQCA) certificate to exhibit.**
- Q. Members may tag three(3) market steers (Holstein & Beef), two (2) Market Heifers and two(2) feeder calves.
- R. If a youth has two animals in the same class, the member must show one and the other one must be shown by a Lenawee County 4-H or FFA member or move the heaviest animal up one class.
- S. Exhibitors may enter one (1) animal for sale at the Jr. Livestock Auction. Determination must be made at time of weigh in. If member does not designate which animal, the heaviest animal will be sold.
- T. If an exhibitor is unable to show their own animal in market class, the exhibitor must notify the superintendents prior to the show. Anyone assisting an individual in showing, must be a Lenawee County 4-H/ FFA member.
- U. There will be a \$5.00 per exhibitor pen fee for barn cleaning and barn improvements. This will be deducted from the exhibitor's sale check, no matter what specie the exhibitor sells.

FEEDER CALF RULES

- A. Beef-type (heifer or steer) calves must weigh 300-600 lbs.
- B. Must be purchased by June 1, current year & they must be in member's possession, tagged & registered with the MSUE 4-H office by June 15, current year.
- C. Two (2) Feeder Calves (steers or heifers) may be tagged.
- D. Calves must be weaned.
- E. Grand & Reserve Grand Champions must sell.

HOLSTEIN BEEF STEER RULES

- A. Only Holsteins (no cross breeds) will be eligible, and they must exhibit dairy characteristics. If there are any doubts on the part of the superintendents, the animal will show in the market beef class.
- B. Minimum weight for a market Holstein steer to show at the Fair is 1000 lbs.

DIVISION 20: BEEF FEEDER CALF

CLASS

1. Feeder calf #1
 2. Feeder calf #2
- Grand Champion Feeders Calf Banner
 - Reserve Champion Feeder Calf Banner

DIVISION 21: BEEF FEEDING

You may register one animal per class.

CLASS

1. Market Beef Steer #1
 2. Market Beef Steer #2
 3. Market Beef Steer #3
 4. Market Heifer
 5. Market Holstein Steer #1
 6. Market Holstein Steer #2
- Grand Champion Market Steer
 - Reserve Champion Market Steer
 - Grand Champion Market Holstein Steer
 - Reserve Grand Champion Market Holstein Steer

DIVISION 22: FEEDER CALF & MARKET BEEF SHOWMANSHIP

RULES

- A. Pre-fair registration for showmanship is required for Beef, and animal must be registered for a market Youth Beef Class to be shown by that member.
- B. Colored & Holstein Steers will show together in showmanship.
- C. Class splits will be divided by age, with the Superintendents reserving the rights to combine ages as needed.
- D. See page 9 for judging criteria.

CLASS

1. Feeder Calf Senior Showmanship (ages 16-19)
2. Feeder Calf Intermediate Showmanship (ages 12 – 15)
3. Feeder Calf Junior Showmanship (ages 8-11)
4. Beef Senior Showmanship (ages 16-19)
5. Beef Intermediate Showmanship (ages 12-15)
6. Beef Junior Showmanship (ages 8 - 11)



LENAWEE COUNTY FAIR PREMIUM BOOK 2022

DIVISION 23: PROJECT RECORD BOOK

LEARNING OBJECTIVE

Exhibitor will keep a complete set of records regarding their project as a good business practice. Project Record Books are available online or by contacting the MSU Extension 4-H Office.

- a. Records must be turned in by 12 Noon on Friday, July 29, in Youth Exhibit Building A.
- b. For record judging criteria see page 6.
- c. Exhibitors need not be present during evaluation of records.

CLASS

1. Project record book

DIVISION 24: BEEF CLUB DISPLAY

LEARNING OBJECTIVE

Exhibitors will use their knowledge and skills to design and implement an educational display about their project area and club. One registration per club.

CLASS

1. Club Display

4-H DEPARTMENT 4

Beef Breeding



SUPERINTENDENT

Gaylord Kutzley

JUDGING

Animals in Sunday, July 24 at 12 Noon

Show Date: Mon. July 25 - 9 am
In Beef Exercise Arena

BEEF BREEDING RULES

- a. The club or school herd will consist of three females from at least two exhibitors.
- b. No beef breeding animal is eligible unless the animal is registered, in exhibitors name only, by May 15 of current year, except for crossbreeds which must have proof of ownership by that date.
- c. No Animals will be eligible for a premium unless born previous to April 1, current year. (Exception: offspring of exhibitor's cow).

DIVISIONS 40-49

PLEASE NOTE: DIVISIONS 40-49 APPLY TO CLASSES 1-10

40 Angus	47 Chianina
41 Hereford	48 Commercial or Crossbred
42 Shorthorn (Beef Type)	(Beef Type)
43 Maine - Anjou	49 Other
44 Charolais	
45 Limousin	
46 Simmental	

CLASS

1. Jr. Heifer Calf, born after 1/1/22
2. Late senior heifer calf, 11/1/2021 thru 12/31/2021
3. Early Sr. Heifer Calf, born between 9/1/21 & 12/31/2021
4. Late summer yearling heifer, 7/1/2021 thru 8/31/2021
5. Early summer yearling heifer, 5/1/2021 thru 4/30/2021
6. Spring junior yearling heifer, 3/1/2021 thru 4/30/2021
7. Early junior yearling heifer, 1/1/2021 thru 2/28/2021
8. Senior yearling heifer, 9/1/2020 thru 12/31/2020
9. Two year old heifer, 1/1/2020 thru 8/31/2020
10. Cow & offspring cow born before 9/1/2020
11. Club Herd

No preregistration required for Champion Classes.

- **Junior Champion Heifer**
- **Senior Champion Heifer**
- **Grand Champion Heifer**

DIVISION 55: BEEF BREEDING SHOWMANSHIP

REQUIREMENTS

Must have animal entered in Beef Breeding to be eligible for showmanship classes.

CLASS (Rosette & Ribbon only)

1. Senior Showmanship (age 16-19)
 2. Intermediate Showmanship (age 12-15)
 3. Junior Showmanship (age 8-11)
- Champion Showmanship - All ages, no pre-registration required.

4-H DEPARTMENT 6

Market Sheep

SUPERINTENDENTS

Kayleigh Barrett, Aaron Hinde, Justin Strahan

DEPARTMENT JUDGING

ALL 4-H LIVESTOCK MUST BE IN BARN BY 3:00 PM ON SATURDAY, JULY 23

Weigh-in: Saturday, July 23 4:00 – 5:00 pm

A required Sheep Meeting 7:00 pm in the Show Barn on Saturday, July 23.

Judging: Monday, July 25 @ **9:00 am in Show Barn**

Showmanship followed by Market Class

REGISTRATION & TAGGING

- A. All tagging and registration guidelines must be followed.
- B. Market sheep must be tagged and registered by May 15.
- C. All animals are required to have USDA Scrapie identification tag.
- D. Exhibitors may register ewe lambs for both market and breeding departments.
- E. All exhibitors must have an updated Youth For the Quality Care of Animals (YQCA) certificate to exhibit.
- F. Exhibitors may tag sheep entries by family (immediate only). Example, if you have two youth in the family, all sheep can be tagged under both the exhibitors names. A maximum of four (4) sheep tagged per exhibitor regardless of dual membership in 4-H and FFA. Exhibitors must declare entry per member at unloading.
- G. Each registered 4-H and/or FFA member may show up to three market lambs (no matter dual membership in both 4-H and FFA), 2 of the three lambs can be used in the pair class. Pair must be determined at weigh in.
- H. Lambs will only be weighed once and must be free of any form of covers.
- I. All market lambs must weigh a minimum of 85 lbs. in order to show and sell. Any lamb under 85 lbs. will be sent home. No reweighs.
- J. Exhibitors must notify the barn superintendent, at weigh in if they are selling their animals or not in the auction.

GENERAL SHEEP RULES

Violation of rules may result in premiums, awards and/or sale money withheld.

- A. No sheep can be removed without superintendent permission.
- B. Humane handling practices of sheep at all times
- C. No forced liquid feeding, drenching or bottle feeding.
- D. No Muzzles.
- E. Tampering and/or misrepresentation as to the breeding, age, ownership, and any other irregularity in showing will be considered fraud and deception. Unethical fitting shall include the following:
 1. The cutting, tearing, or gluing of the hide or underneath the hide or removal of tissue in an attempt to alter the shape of the animal.
 2. The injection of any gas, solid, liquid under the

hide to alter the normal conformation.

3. Any attempts to disrupt or change the normal dental development of the animal.
 4. Any attempt to change or alter the natural color of the animal.
- F. Lambs must be castrated before June 1st. Any signs of viable or functional tissue will result in disqualification.
 - G. Market lambs must be shorn prior to the fair. Electric Clippers will be permitted for trimming only. A complete "slick shear" can take place on the Fairgrounds on a fleece of 1/4" or less. The trimming/shearing area must be cleaned up immediately. Youth, parents or leaders are the only ones allowed to use clippers on the Fairgrounds. No professional fitters.
 - H. Youth exhibitors must be clean, neat and appropriately dressed while showing.
 - I. Lamb is to be shown with all four feet on the ground or ring surface, after the lamb has been set. (This is at the judge's discretion)
 - J. If a youth has two animals in the same class, the member has the right if they so choose to move the lamb up a class if a class is available.
 - K. If an exhibitor is unable to show their own animal in market class, the exhibitor must notify the superintendents prior to the show. Anyone assisting an individual in showing, must be a Lenawee County 4-H member or FFA member.
 - L. Champions will be selected in the following order: Grand Champion Wether, Reserve Champion Wether, Grand Champion Ewe, Reserve Champion Ewe, Grand Champion Pen, Reserve Champion Pen. If an individual ewe or wether is chosen for grand or reserve, than that pair is not eligible for the champion pen drive. Pairs cannot be reconfigured after Champion and Reserve Champion selection. **All Champions must sell.**

BARN & PEN CLEANING RULES

- A. The exhibitors will be responsible for the care and feeding of their animals through Saturday when the animals are released or exhibitor will forfeit premiums.
- B. Feeding times 7-9AM and 5-7PM
- C. Feed buckets in pens only during feeding times. Once feeding time is over feed buckets must be removed.
- D. Water must be available in pens at all times except 12 hours prior to show.
- E. No Carpet – Must use natural bedding such as wood shavings and/or mulch.
- F. Washing of animals must occur at the designated wash rack.
- G. **Lambs MUST be in or around sheep barn at all times.** Lambs are not to be in camping, parking or other barn areas, with the exception of pictures at the photo display by the pig barn.
- H. Pens will be checked by Barn Superintendents daily for cleanliness.
- I. If pens are not clean or if feed buckets are left in they will

be tagged by the Barn Superintendent. If the pen is tagged the exhibitor must check in with a Barn Superintendent.

- J. The first offenses will be a verbal warning.
- K. The second offenses or failure to check in with a Barn Superintendent will result in the exhibitor receiving a PENALTY FEE of an additional 10% of their auction money. The money will be forfeited to the Jr. Livestock Association.
- L. Each additional offense or failure to check in with a Superintendent will result in the exhibitor receiving a PENALTY FEE of an additional 10% of their auction money. The money will be forfeited to the Jr. Livestock Association.
- M. Daily logs will be kept by the Superintendents. If an exhibitor receives a second offense their parents/guardians will be notified.
- N. Jr. Livestock Association - Sheep Barn Improvement will charge a \$5.00 per head, stalling fee to go to Sheep Barn Improvements. The fee will be taken from the participants Auction check, no matter what specie the participant sells.

DIVISION: SHEEP SHOWMANSHIP

Pre-registration is required. Class splits will be divided by age, with the Superintendent reserving the rights to combine ages as needed.

CLASS

1. Senior Showmanship (age 16-19)
2. Intermediate Showmanship (age 12-15)
3. Junior Showmanship (age 8-11)
 - Champion Showman
 - Reserve Champion Showman

DIVISION 1: PROJECT RECORD BOOK

LEARNING OBJECTIVE

Exhibitor will keep a complete set of records regarding their project as a good business practice. Project Record Books are available online or by contacting the MSU Extension 4-H Office.

- a. Records must be turned in by 12 Noon on Friday, July 30, in Youth Exhibit Building A.
- b. For record judging criteria see page 6.
- c. Exhibitors need not be present during evaluation of records.

CLASS

1. Project record book

DIVISION 2: MARKET LAMBS

Pre-registration for Champion Classes not required.
Ribbons for classes; Banners for each champion.

CLASS

1. Pen of two market lambs – can be of mixed genders
2. Individual market lambs - Ewe/Wether
3. Individual market lambs #2 Ewe/Wether
4. Individual market lamb # 3 Ewe/Wether
 - Grand Champion Wether
 - Reserve Champion Wether
 - Grand Champion Ewe
 - Reserve Champion Ewe
 - Grand Champion Pen
 - Reserve Grand Champion Pen

DIVISION 3: YOUTH LEAD CLASS

LEARNING OBJECTIVE

The objective of this class is to present a class of sheep in the most attractive manner possible, with a major emphasis on the exhibitor's costume, poise, and appearance.

Judging: Sunday, July 26 @ 5 pm - Show Barn

Sheep must be conditioned, fitted, and trained to show at halter by the entrant, except for peewee class.

- a. Exhibitor will be judged on the mode of dress selected, which must be appropriate, attractive, and made of wool or wool blend material. Narration must state percentage of wool in garment.

Judging Standard:

1. Exhibitor costume, poise, and appearance: 50%
 2. Control and presentation of animal: 30%
 3. Standard judging procedure animal: 20%
- c. Sheep entered in this class must be exhibited in at least one other youth class.

CLASS

1. Senior (16-19)
2. Int. (12-15)
3. Jr. (8-11)
4. Ladd Lead Class (all ages)
5. Cloverbud Class (age 5-7) - using a borrowed animal. No Premiums

Adult Showmanship: Following youth lead classes, an adult showmanship class will be offered. Judges will be the teens from the Jr. Livestock Board.



DIVISION 4: CLUB DISPLAY

LEARNING OBJECTIVE

Exhibitors will use their knowledge and skills to design and implement an educational display about their project area and club. See page 6 for judging criteria. One registration per club.

CLASS

1. Club Display

4-H DEPARTMENT 6

Sheep Breeding

SUPERINTENDENTS

Keyleigh Barrett, Aaron Hinde, Justin Strahan

DEPARTMENT JUDGING

ALL 4-H LIVESTOCK MUST BE IN BARN BY 3:00 PM
ON SATURDAY, JULY 23

A required Sheep Meeting 7:00 pm in the Show Barn on Saturday, July 23.

Judging: Monday, July 25 @ 9:00 am in Show Barn

Judging Order—Showmanship, Market Sheep, Breeding Sheep

ALL DECISIONS ARE FINALIZED BY SHEEP SUPERINTENDENTS

SHEEP BREEDING RULES

- A. No sheep is eligible unless the exhibitor has had the sheep in possession since May 1 of current year. Exhibitors registered in both breeding and feeding (market lambs) may show in both exhibits.
- B. All animals are required to have a USDA Scrapie Identification Tag.
- C. Exhibitors may choose to show either registered or crossbreed classes but not in both classes.
- D. In breeding classes, a first year exhibitor may exhibit any ewe and/or her lambs.
- E. In breeding classes, exhibitor with two or more years of sheep project work may exhibit one aged or yearling ram, one ram lamb, one aged ewe, two yearling ewes, and two ewe lambs in breeding classes.
- F. No ewe may be shown that is over two years of age.
- G. All two-year-old ewes must have produced a lamb to be

4-H DEPARTMENT 8

Dairy/Fiber/ Pygmy/Meat Goats



SUPERINTENDENTS

Sharon Gratz

Doug Richardson

JUDGING— Sunday, July 24 10:00 am

Show Barn

Show Order To Be Announced

GOAT CALLING CONTEST

Sunday, 4:00 pm in Dairy Arena.

Sign up in goat barn. Trophies & Prizes

OBSTACLE COURSE

Tuesday, 2:00 – 3:00 pm in Dairy Arena

Trophies & Prizes

PACK GOAT

Tuesday, 3:00 – 4:00 pm in Dairy Arena

Trophies & Prizes

CHECK-IN & VET CHECK

- A. All goats will be checked in on Saturday July 23rd, from 5-8PM
- B. Number of goats allowed per exhibitor may be limited due to barn overcrowding and will be at the superintendent's discretion. All goats MUST BE HOUSED in 4-H GOAT BARN in order to show.
- C. Superintendents will assign pen before check-in.
- D. NO GOATS allowed in barn before vet check.
- E. In addition to official tags and/or tattoos, any out-of-state animal must have current veterinary health certificate. A copy must be submitted at vet check-in.
- F. Any goat with a temperature over 104 degrees or goats with clinical signs of infection, that is contagious, has any abscesses or toxicological disease must be removed from the fairgrounds— ALL DECISIONS WILL BE MADE BY CHECK-IN VET AND SUPERINTENDENTS.
- G. Any kids born after July 1, of current year, will not be allowed to show or enter 4-H Goat Barn (due to health considerations).
- H. Barn meeting following check in on Saturday.

eligible for exhibition.

- H. Pair of lambs may consist of two ewes or one ewe and one ram. Exception: a first year exhibitor may exhibit two rams if these are the only project lambs he/she has. Pair need not be twins. Must be shown in individual classes to be eligible for pair classes.
- I. Not more than one entry may be made by a club or school in the flock class in each breed.
- J. The club or school flock will consist of one Ram; one Aged Ewe, two Yearling Ewes and two Ewe Lambs. The flock must be owned by at least one or more youth from any one club or school, may be one or more breeds.
- K. Individual flock shall consist of one ram, any age, and three ewes or one ram, any age, one aged ewe, one yearling ewe, and one ewe lamb. Two of the three ewes must have been raised by the exhibitor. All animals must have shown in the individual classes.
- L. Animals may be washed at wash racks only.
- M. NO hoof rot, sore mouth, pink eye, or any other diseases will be allowed on grounds. Superintendents will dismiss all animals immediately. Premiums will be forfeited on that animal, but the entire flock will be dismissed.

DIVISIONS 25-43

PLEASE NOTE: DIVISIONS 25-43 APPLY TO CLASSES 1-9

- | | |
|-----------------------|----------------|
| 25. Shropshire | 35. Montadale |
| 26. Southdown | 36. Suffolk |
| 27. Hampshire | 37. Romney |
| 28. Dorset | 38. Tunis |
| 29. Oxford Down | 39. Ramboulet |
| 30. Corriedale | 40. Polypay |
| 31. Cheviot | 41. Crossbreed |
| 32. Cotswold/Lincolns | 42. Shetlands |
| 33. Columbia | 43. Other |
| 34. Fine Wools | |

CLASS

1. Aged Ram, must be registered
2. Yearling Ram, must be registered
3. Ram lamb, eligible to register
The following Champions will be awarded:
Champion Ram Fine Wool Breed Rosette
Champion Ram Long Wool Breed Rosette
Champion Ram Meat Breed Rosette
4. Two Year Old Ewe
5. Yearling Ewe
6. Ewe Lamb
Champion Ewe Fine Wool Breed Rosette
Champion Ewe Long Wool Breed Rosette
Champion Ewe Meat Breed Rosette
7. Pair of Lambs
8. Individual member's flock
9. Club or school flock

REGISTRATION & ID

- A. All goats must be officially identified to exhibit. Goats must have one of the two official identifications:
 1. Official USDA Premise ID Tag – (white metal or plastic scrapie tag)
 2. Legible Official Tattoos accompanied with a copy of ADGA or NPGA Registration Papers. Microchips may be used in registered Pygmy goats. Microchip reader must be available entire fair week & exhibitor is responsible for that. The microchip number must be printed on the registration certificate not written in.
- B. Inside of ears must be clipped in order to read tattoos.
- C. All breeding class animals must be in the possession and under the care of the exhibitor by May 15 of current year, except those born to your herd after that date (these must be reported before July 1st). Kids born after May 15th must be tagged. Any kids born after July 1, of current year, will not be allowed to show or enter the 4-H Goat Barn (due to health considerations). **ALL BREEDING STOCK THAT IS BROUGHT TO THE FAIR MUST BE LISTED ON THE COUNTY GOAT REGISTRATION FORM and returned to: MSU Extension/4-H Office 1040 S. Winter St., Suite 2020, Adrian, MI 49221 BY May 15.** No late registrations will be accepted, except kids born to your herd from May 15 to July 1. All breeding animals coming into the fair will be checked with county registration. Any goat that is NOT registered WILL NOT be eligible to show.

GENERAL GOAT RULES

- A. **MANDATORY WORKSHOPS** - All first & second year goat exhibitors are required to fulfill mandatory educational requirements.
- B. Exhibitors may show **ONE** goat per class.
- C. No bucks of any age allowed in goat barn.
- D. Prong collars will not be allowed.
- E. All exhibitors must personally care for, fit and show their own goats.
- F. Only one pair of goats may be shown by exhibitor in Mother/Daughter class. These goats must also be shown in age classes.
- G. All goats used for showmanship, goat calling, obstacle, and dress a goat classes must also be shown in a breed, meat, or cart class. No extra goats will be allowed in goat barn.
- H. Goats owned by one exhibitor cannot be shown by another, except at the discretion of the superintendents.
- I. No horns or scurs over 1 1/2" will be allowed except Angora, Pygmies, and Breeding Does and Cart Goats. Scurs will be measured.
- J. All fitting and trimming must be completed **BEFORE** goats arrive at the Fair. NO electric clippers will be allowed inside or outside the goat barn. Goats brought through the vet check unshaven will remain unshaven through fair week or goat will be disqualified from showing.
- K. Any exhibitor not acting in a responsible manner will be asked to leave the fairgrounds and will forfeit their right to show and their premium.

BARN DUTIES

- A. **Mandatory Barn Set-Up** – All exhibitors must report to goat barn Saturday, July 9th, at 8:30 am Pens will be assigned at that time. If unable to attend, you must notify a superintendent.
- B. All daily milking and feeding chores must be done between the hours of 6:00 – 9:00 am and 6:00- 9:00 pm, except show day.
- C. All milkers must be milked out between 5:00 - 9:00 am and the exhibitor **MUST** report to the superintendents. Kids may be left on dams after milkout, if desired. If exhibitor is not able to be present for milkout, he/she **MUST** notify superintendents before. If no milkout is completed, goat will be disqualified from showing.
- D. Pen cleaning must be completed by 10:00 am or after 9:00 pm daily. Unclean pens will be tagged. If you need help, see one of the Superintendents.
- E. **MANDATORY BARN TEAR-DOWN** - All exhibitors **MUST** report to goat barn on Sunday, July 31st, by 8:00 am. Exhibitors removing goats from barn Sat., July 30th, after evening release time **MUST RETURN** Sunday morning for Tear-Down. All chores, including milking chores, must be completed before 8:00 am. Tack boxes must be removed by that time in order to clean pens and tear down barn. Those not returning on time will forfeit all premiums and be charged a \$25.00 per pen tear down and cleaning fee.

DIVISIONS 1-5: DAIRY GOAT BREEDING

DIVISIONS 1-5 APPLY TO CLASSES 1-8

PLEASE NOTE: A copy (no original) of ADGA registration or breed registration certificate must have been submitted at time of registration, if animals do not have scrapie tags. (Cross-breeds will be entered in breed they most resemble)

1. Alpine
2. LaMancha
3. Nubian
4. Saanen, Toggenburg, Oberhasli
5. Nigerian Dwarf

CLASS

SENIOR DOE MILKING CLASSES

1. Yearling Milker
2. 2 Years
3. 3 & 4 Years
4. 5 Years & over

JUNIOR DOE CLASSES

5. Junior born after April 1, current year
6. Intermediate born March 1 to March 31, current year
7. Senior born January 1 to February 28, current year
8. Yearlings—12 months & under 24 months, never fresh

No preregistration required for Champion Classes.

- Junior Champion & Reserve Champion
- Senior Champion & Reserve Champion
- Grand Champion & Reserve Champion

DIVISION 15: ALL DAIRY BREEDS TOGETHER

Goats in these classes must also be shown in age classes

CLASS

1. Best Udder
2. Mother/Daughter

DIVISION 20: FIBER DOES & WETHERS

CLASS

1. Under 6 months
2. 6-12 months
3. 12-18 months
4. 18-24 months
5. Over 24 months
 - Grand Champion
 - Reserve Champion

DIVISION 21: PYGMY DOES & WETHERS


CLASS

1. Under 6 months
2. 6-12 months
3. 12-18 months
4. 18-24 months
5. Over 24 months
 - Grand Champion
 - Reserve Champion

DIVISION 23: BOER DOES

CLASS

1. Under 6 months
2. 6-12 months
3. 1 & 2 year olds, never freshened
4. 1 & 2 year olds, freshened in the current year
5. 3 years & over, freshened in the current year
 - Grand Champion
 - Reserve Champion



DIVISION 25: MEAT ANIMALS

MEAT GOAT RULES

- A. Must be born Jan. 1 – April 24, current year
- B. Meat goat weigh in is April 24th from 1-3PM
- C. All meat animals must have been properly tagged & registered with the MSU Extension 4-H Office by established deadlines. ANY MEAT GOAT THAT IS NOT PROPERLY TAGGED & REGISTERED WILL NOT BE ELIGIBLE TO SHOW.
- D. Wether or doe may be used. If male is used it must be castrated by April 24 current year.
- E. Minimum weight required is 45 lbs. at fair time. Grand & reserve champions in both meat classes must sell. Exhibitors will determine at time of weigh-in for fair if they will sell their meat goat or not.
- F. Two animals may be tagged & registered-only one animal may be shown in EITHER meat class: NOT BOTH.
- G. Record books are required and must be turned in to superintendent at time of check-in or the meat goat will not be allowed to stay. Fillable PDF forms are available.
- H. Prong collars will not be allowed.
- I. **All Meat Goat Exhibitors** must report to the barn at 8:00 pm the last Saturday of fair for goat release.

CLASS

1. Dairy type - *Purebred & cross-bred of any of the above mentioned dairy breeds plus angora & pygmy.*
2. Boer type—*Purebred & cross-bred of any percentage of Boer breed.*

DIVISION 26: PROJECT RECORD BOOK

LEARNING OBJECTIVE

Exhibitor will keep a complete set of records regarding their project as a good business practice. Project Record Books are available online or by contacting the MSU Extension 4-H Office.

- A. All 4-H members are encouraged to enter. Meat goat exhibitors are required to keep records and turn them in at vet check-in
- B. For record judging criteria see page 6.
- C. Exhibitors need not be present during evaluation of records.

CLASS

1. Project record book

DIVISION 27: CART GOATS

Goats must be harnessed IN SHOW RING. Another 4-H member may be asked to help hold your animal.

CLASS

1. Beginner - Harness and Drag
2. Intermediate - Harness and Cart, driven from behind
3. Advanced - Driver in Cart with goat pulling
 - Grand and Reserve Champion

DIVISION 28: GOAT SHOWMANSHIP

RULES

- A. Pre-registration for showmanship is required.
- B. Exhibitor must personally fit & train his/her own animal.
- C. Exhibitor must wear all white or black pants with white shirt. If showing Boer goats, exhibitor may wear "western" style attire. No shorts or sun tops allowed. No open toe shoes allowed.
- D. All goats used for showmanship class must also be shown in a breed, or meat class.

CLASS

1. Senior Showmanship (ages 16-19)
 2. Intermediate Showmanship (ages 12 – 15)
 3. Junior Showmanship (ages 8-11)
- Cloverbud Showmanship (ages 5-7) Sign up at fair

DIVISION 29: POSTER CONTEST

RULES

- A. Poster should be creative, but simple, neat, & attractive. It should incorporate the theme as it applies to your goat.
- B. Can be done with photos or cartoons.
- C. Poster should be displayed in barn with your pens by 6 pm on Sunday.
- D. Prizes will be awarded.

CLASS

1. Poster

DIVISION 30: DRESS A GOAT CONTEST

THEME: Patriotic

CLASS

1. Dress a Goat



4-H DEPARTMENT 10

Swine



SUPERINTENDENTS

Dave Craig Mike Ely Andy Keller

JUDGING — Tues. July 26 @ Show Barn

SEE 4-H/FFA JR. LIVESTOCK SALE INFORMATION AND DRUG POLICY FOLLOWING GENERAL RULES AT BEGINNING LIVESTOCK DEPARTMENTS.

REGISTRATION & TAGGING

- A. Market hogs must tagged and registered by May 15th. To participate in rate-of-gain hogs MUST BE SCALED between May 1 and May 15.
- B. All exhibitors must follow established registration and tagging guidelines. Exhibitors may tag swine entries by family (immediate only). Example, if you have two youth in the family, all hogs can be tagged under both the exhibitors names. A maximum of four (4) hogs tagged per exhibitor regardless of dual membership in 4-H and FFA. Exhibitors must declare entry per member at unloading.
- C. Each registered 4-H and/or FFA member may show up to two market hogs regardless of dual membership in 4-H and FFA.
- D. If exhibiting two hogs, registration must be made in Section 2 Class 1 and Class 2. If selling 2 market hogs, they will be sold as a pen.
- E. All exhibitors must have an updated Youth For the Quality Care of Animals (YQCA) certificate to exhibit.

CHECK-IN

- a. Pigs will be brought in on Sunday, but ALL swine exhibitors must verify pen assignments by 3:00 pm, Saturday with Superintendents.
- b. All swine exhibits must be brought in between 5:00 am and 8:00 am, Sunday. Soiled or dirty hogs will be directed to the wash rack prior to pen assignment. Approved swine will be unloaded at the North door and will be taken directly to their pen assignments.
- c. All swine are to be ractopamine (Paylean) free to be eligible for market resale/ship direct for sale. Exhibitors are required to present the provided ractopamine (Paylean) free affidavit prior to unloading. If your animals are NOT ractopamine (Paylean) free or you choose not to sign the affidavit, and the buyer chooses to ship the animals for resale, the exhibitor is required to make their own arrangements for slaughter at one of the board approved slaughter houses and will forgo support price. Trucking will be provided by the board.

- d. Exhibitors who elect the option to take their animals home and not offer them for sale must advise the Jr. Livestock Swine Board representative in writing prior to unloading.
- e. Market animals will be weighed only once. This weight will be used to determine show classes and sale weight. All weights are final.
- f. Swine will be weighed in as directed by superintendents. Weight between 220 pounds and 285 pounds will be eligible for weight classes and the Junior Livestock Auction. Swine below 220 pounds and over 285 pounds can show in showmanship but will NOT be eligible for the Market Class or Junior Livestock Sale. Animals that do not make weight can be shipped to approved slaughter house at the end of the fair. All shipping arrangements will be made by Jr. Livestock Board Members.
- g. Purebred registration papers with the exhibitors name shall be presented to the superintendents at weigh in. All other hogs will be placed into weight classes with all barrows competing and all gilts competing in separate classes. If participant is showing two barrows or two gilts they will show in two separate classes.
- h. All hogs must have a minimum of ½" of hair. All hogs will be checked for hair length at weigh in. At the superintendents discretion, hogs that have been clipped to less than ½" of hair on any portion of the body will be disqualified from showmanship, market class, and shipped to market. No clipping of swine will be allowed on the fair grounds.

GENERAL SWINE RULES

- A. The swine show will be non-terminal, with the exception of champions. Exhibitors who wish to take their project home will not have the opportunity to offer their swine in the Jr. Livestock sale. The swine portion of the Jr. Livestock sale will remain terminal. Exhibitors must advise the Swine board of their intentions in writing prior to unloading. Arrangements to remove their swine from the fairgrounds after fair week must be approved and coordinate with the Jr. Livestock Swine Board.
- B. All swine are to be ractopamine (paylean) free to be eligible for market resale/ship direct for sale. Exhibitors are required to present the provided ractopamine (Paylean) free affidavit prior to unloading. IF your animals are not ractopamine (Paylean) free or you choose not to sign the affidavit, and the buyer chooses to ship the animals for resale, the exhibitor is required to make their own arrangements for slaughter at one the board approved slaughter house and will forgo support price. Trucking will be provided by the board.
- C. Any exhibitor found to have ractopamine (paylean) on fairgrounds will be disqualified from show and sale. The animal must be shipped to one of the swine board approved slaughter houses. The cost of the slaughter will be the responsibility of the exhibitor.

- D. Animals found to contain testicles or any other conditions which deems the animal lacking a quality carcass will be replaced by the Jr. Livestock Board at the expense of the exhibitor. The funds for this action will be withdrawn from the exhibitor's sale check.
- E. All decisions of adult superintendents are final.

SWINE BARN RULES

- A. Jr. Livestock Association - Swine Barn Improvement Committee will charge a \$5.00 per head, stalling fee to go to Swine Barn Improvements. The fee will be taken from the participants Auction check, no matter what specie the participant sells.
- B. Feeding times are 7:00 am – 9:00 am and 5:00 pm – 7:00 pm, daily.
- C. Feed pans are only allowed to be left in pens during designated feeding times and must be attended at all times. Waters that are hung on gates need to be mounted and secured in a fashion that does not damage the gate.

AWARDS

The following special awards will be given:

- Champion & Reserve Champion Purebred Market Hog (with a minimum of 20 purebred entries)
- Champion & Reserve Champion Barrow
- Champion & Reserve Champion Gilt
- Grand Champion & Reserve Champion Market Hog



DIVISION 1: PROJECT RECORD BOOK

LEARNING OBJECTIVE

Exhibitor will keep a complete set of records regarding their project as a good business practice. Project Record Books are available online or by contacting the MSU Extension 4-H Office.

- a. Records must be turned in by 12 Noon on Friday, July 29, in Youth Exhibit Building A.
- b. For record judging criteria see page 6.
- c. Exhibitors need not be present during evaluation of records.

CLASS

- 1. Project record book

DIVISION 2: SWINE SHOWMANSHIP

RULES

- A. Pre-registration for showmanship is required.
- B. The person finishing 2nd to Grand Champion Showman will be allowed to compete for Reserve Champion Showman.
- C. Age is determined by your age on January 1st of current year.
- D. Class splits will be divided by age, with the Superintendents reserving the rights to combine ages as needed.
- E. See page 7 for judging criteria.

CLASS

- | | |
|--|---------|
| 1. Senior Showmanship (ages 16-19) | Rosette |
| 2. Intermediate Showmanship (ages 12 – 15) | Rosette |
| 3. Junior Showmanship (ages 8-11) | Rosette |
| • Champion Showman | Banner |
| • Reserve Champion Showman | Banner |

DIVISION 3: MARKET SWINE

CLASS

1. Individual Market Hog #1
2. Individual Market Hog #2
3. Purebred Market Hog #1
4. Purebred Market Hog #2

DIVISION 4: PORK CLUB DISPLAY

LEARNING OBJECTIVE

Exhibitors will use their knowledge and skills to design and implement an educational display about their project area and club. See page 6 for judging criteria.

CLASS

1. Club Display Premiums

4-H DEPARTMENT 12

Poultry



SUPERINTENDENTS

Lucas Dickerson Allison English Marc Rising

CHECK-IN

1. Check-in will **only** be on Friday, July 22 from 4:30 pm – 8:30 pm (No Saturday check in)
2. All birds must be in place by 8:30 pm Friday, July 22.
3. **Exhibitors will be allowed to weigh 2 birds. If and ONLY if one of the two birds does not make weight the exhibitor may weigh a third bird. The bird must be in your possession in line.**
4. Birds must be dry, clean and free from disease and insects or entries will be rejected as ruled by the superintendent.
5. All entries from non-pullorum free stock will be blood tested at time of check-in.

6. Completed meat records are mandatory at the time of check-in. If meat records are not complete, exhibitor will be allowed to show, but is not eligible for championship or to sell at the auction. Birds must be removed after the show.
7. Poultry project record books are available online or at the MSU Extension office. Record books must be the exhibitor's original work, no photocopies allowed. Please contact the MSU Extension office.

DEPARTMENT JUDGING

Judging: Saturday, July 23, 8:00 am

- All exhibits must be the actual project of exhibitors.
- Once judging has started meat projects may NOT be removed from their cages.
- Exhibitors must be present at time of judging to handle their own bird, if needed, and to answer questions.
- All poultry must meet weight requirements.
- Underweight Meat Birds are automatically "C" Pens.
- "C" pens will not be allowed to sell at auction. All "C" pens must be removed from the barn within 1 hour of the end of the show.
- Any "C" pens still in the Poultry Barn Sunday morning, July 24, become Small Animal Association property.
- Exhibitors may only enter and show ONE Meat Chicken Class (broilers or roasters)
- Awards will be presented immediately following the show.

GENERAL BARN RULES

- A. Feed will be furnished by the Small Animal Board.
- B. No more than twelve entries per exhibitor with money paid on only three classes. No premiums for special events. Project Record Book class is not considered a special event and may be entered as a fourth money class.
- C. Exhibitors may have only one entry in each class.
- D. Exhibitors must continue to water, care for their animals and clean pens daily until released at check out.
- E. All exhibitors will be expected to participate in building maintenance work schedule.
- F. Meat projects must be in exhibitor's possession one week after hatch.
- G. There will be a \$5.00 per exhibitor fee for barn improvements. This will be deducted from the exhibitor's auction check, no matter what specie the exhibitor sells.



BARN DUTY RULES

- A. ALL exhibitors must work 2 feeding details (Barn Duties) in the barn during fair week. Check-in with Barn Superintendent or a Board Member is a must. 4-H member is responsible for checking to make sure name is stamped to show completion of barn duty.
- B. Waterfowl exhibitors must do 4 feeding details (Barn Duties) during fair week. Check-in with Barn Superintendent or a Board Member is a must. 4-H member is responsible for checking to make sure name is stamped to show completion of barn duty.
- C. Please see a superintendent to make any changes to your barn duty time and/or date.
- D. Failure to fulfill these rules will result in a penalty fee of an additional 10% per each barn duty missed of your auction money (or premiums if not selling in the auction) to be forfeited to the Small Animal Association.

PEN CLEANING RULES

- A. Pens must be cleaned daily by 12:00 noon. Pens will be checked by Barn Superintendents daily for cleanliness.
- B. If pens are not clean they will be tagged with a note to "See Barn Superintendent" by the Barn Superintendent. If the pen is tagged the exhibitor and parent must check in with a Barn Superintendent and both are required to sign book.
 1. The first offense will be a verbal warning.
 2. The second offense or failure to check in with a Barn Superintendent will result in the exhibitor receiving a PENALTY FEE of an additional 10% of their auction money (or premiums if not selling at auction). The money will be forfeited to the Small Animal Association. The exhibitor will also be assigned responsibilities as delegated by a Superintendent.
 3. Each additional offense or failure to check in with a Superintendent will result in the exhibitor receiving a PENALTY FEE of an additional 15%, 20%, 25% etc. (as the number of offenses or lack of check in occurs, the penalty increases) of their auction money (or premiums if not selling at auction). The money will be forfeited to the Small Animal Association.



AUCTION

- If you do NOT want your birds used Auction night you must tell a Superintendent the day of judging.
- All exhibitors who sell in the Small Animal Auction, whose Buyers chose to have their birds processed or sent to charity, will be responsible for processing and delivering to the Buyer or the designated Charity by the date specified.
- If 4-H member fails to check in at all check points, 4-H member will be scratched from auction. (1st check point – 4-H Center; 2nd check point – entrance of sale barn)
- **Entries must be processed by a licensed processor.**
- For a full set of rules, see Auction Information on page 8.

CHECK—OUT

- Release Time: 8:00 pm – 10:00 pm, Saturday the last day of fair.
- **No Sunday Check—Out.**
- All birds not picked up by 10:00 pm, Saturday, the last day of fair will become property of the Small Animal Association.
- Exhibitors must clean pens before leaving fairgrounds, failure to do so will result in a \$25.00 Fee.
- Any exhibitor who removes their project from the Poultry Barn prior to the scheduled check out will lose 25% of their auction money, and their premiums.
- All exhibitors must check out with a Superintendent upon being released from the barn.

DIVISION 1: MEAT BIRDS

RULES

- A. **ONLY BIRDS EXHIBITED IN THIS DIVISION ARE ELIGIBLE FOR AUCTION**
- B. Exhibitors may only enter ONE Meat Chicken Class (broilers or roasters).
- C. **Entries must be processed by a licensed processor.**

CLASS

1. Chicken broiler, pen of 2, 8 weeks of age or under, 6 lbs. minimum.
2. Chicken roaster, pen of 2, 10 weeks of age or under, 8 lbs. minimum.
3. Turkey roaster: no older than 20 weeks of age or under, either 2 hens, 12 lbs. minimum or 2 toms, 18 lbs. minimum.
4. Meat ducks, pen of 2, under 100 days or under, 5 lbs. minimum.
5. Meat geese, pen of 2, no older than 20 weeks of age or under, 8 lbs. minimum.

4-H DEPARTMENT 12

Poultry Breeding

DIVISION 2-21: DUCKS

PLEASE NOTE: DIVISIONS 2-21 APPLY TO CLASSES 1-4

- | | |
|---|--|
| 2. White Pekin | 12. Runner (fawn/white, white, gray, penciled, chocolate, black, blue) |
| 3. Aylesbury | |
| 4. Rouen | |
| 5. Black Cayuga | 13. Khaki Campbell |
| 6. Call Duck (gray, white, snowy, pastel, blue, black, AOV) | 14. Magpie |
| 7. Black East Indie | 15. Saxony |
| 8. Muscovy (black, white, blue, chocolate) | 16. Silver Appleyard |
| 9. Crested (black, white) | 17. Mallard (pastel, porcelain) |
| 10. Blue Swedish | 18. Welch Harlequin |
| 11. Buff Duck | 19. Wood Duck |
| | 20. Mandarin |
| | 21. A.O.V. |

CLASS

- | | |
|--------------------------|-----------------------------|
| 1. Old drake, over 1 yr. | 3. Young drake, under 1 yr. |
| 2. Old duck, over 1 yr. | 4. Young duck, under 1 yr. |

DIVISION 25 - 35: GEESE

PLEASE NOTE: DIVISIONS 25-35 APPLY TO CLASSES 1-4

- | | |
|----------------------------|------------------------------|
| 25. Toulouse (gray, buff) | 31. Sebastopol |
| 26. Embden | 32. Pilgrim |
| 27. African | 33. American Buff |
| 28. Chinese (brown, white) | 34. Pomeranian (gray, buff) |
| 29. Canada | 35. Any other standard breed |
| 30. Egyptian | |

CLASS

- | | |
|--------------------------|-----------------------------|
| 1. Old drake, over 1 yr. | 3. Young drake, under 1 yr. |
| 2. Old duck, over 1 yr. | 4. Young duck, under 1 yr. |



DIVISION 40 - 75: LARGE FOWL

PLEASE NOTE: DIVISIONS 40-75 APPLY TO CLASSES 1-4

SC = SINGLE COMB

RC = ROSE COMB

- | | |
|---|---|
| 40. Plymouth Rock (barred, buff, white, silver penciled, partridge, Columbian) | 56. Polish (white crested black, bearded golden, bearded silver, bearded buff laced, bearded white, non-bearded golden, non-bearded silver, non-bearded buff laced, non-bearded white, AOV) |
| 41. Wyandotte (white, silver laced, golden laced, buff, partridge, silver penciled, Columbian, blue black, AOV) | 57. Silver Gray Dorking (silver, gray, AOV) |
| 42. Rhode Island Red (S.C., R.C.) | 58. Orpington (buff, black, white) |
| 43. Jersey Giant (black, white) | 59. Black Australorp |
| 44. New Hampshire Red | 60. Cornish (dark, buff, white, white laced red) |
| 45. Brahma (light, dark, buff) | 61. Speckled Sussex |
| 46. Cochon (buff, partridge, black, white, blue, silver laced, golden laced, brown, barred, AOV) | 62. Mottled Houdan |
| 47. Langshan (black, white) | 63. Crevecoeur |
| 48. R.C. Leghorn (white, dark brown, light brown, AOV) | 64. Salmon Faverolle |
| 49. S.C. Leghorn (white, dark brown, light brown, buff, black, silver, AOV) | 65. Frizzle |
| 50. S.C. Minorca (black, white, buff) | 66. Ameraucana |
| 51. White Faced Black Spanish | 67. Turkin |
| 52. Blue Andalusian | 68. Black Sumatra |
| 53. S.C. Ancona | 69. Modern Games, all varieties |
| 54. Buttercup | 70. Old English, all varieties |
| 55. Hamburg (silver spangled, golden spangled, golden penciled, black, white) | 71. Lakenvelder |
| | 72. Campine (silver, golden) |
| | 73. Phoenix (silver, golden) |
| | 74. Buckeye |
| | 75. Any Other Varieties |

CLASS

- | | |
|----------------------|---------------------------|
| 1. Cock, over 1 year | 3. Cockerel, under 1 year |
| 2. Hen, over 1 year | 4. Pullet, under 1 year |

DIVISION 80 -102: BANTAM CHICKENS

PLEASE NOTE: DIVISIONS 80-102 APPLY TO CLASSES 1-4

- | | |
|--|---|
| 80. Plymouth Rock (barred, white, partridge, buff, AOV) | 89. Mille Fleures, (bearded, non-bearded) |
| 81. Wyandotte (white, black, partridge, buff, silver laced, AOV) | 90. Silkie (bearded white, non-bearded white, bearded black, non-bearded black, bearded buff, non-bearded buff, AOV) |
| 82. Brahma (light, dark, buff) | 91. Modern Game (black breasted red, silver duckwing, birchen, AOV) |
| 83. Cochon (black, buff, white, partridge, barred, red, blue, AOV) | 92. Old English (black breasted red, silver duckwing, white, black, spangled, wheaten, brown red, red pyle, self blue, AOV) |
| 84. Leghorn (light, dark brown, light brown, AOV) | 93. Rhode Island Red (S.C, R.C.) |
| 85. Cornish (dark, white, white laced red) | 94. Hamburg (silver spangled, |
| 86. Sebright (golden, silver) | |
| 87. Rose Comb (black, white, AOV) | |
| 88. Japanese (black tailed white, black tailed buff, black, | |

- | | |
|---|-----------------------|
| AOV) | 99. Salmon Faverolle |
| 95. Polish (bearded golden, non-bearded golden, non-bearded white crested, AOV) | 100. Black Australorp |
| | 101. Dutch Bantam |
| 96. Quail Belgian (Quail ,AOV) | 102. A.O.V. |
| 97. Booted White | |
| 98. Sumatra | |

CLASS

- | | |
|----------------------|---------------------------|
| 1. Cock, over 1 year | 3. Cockerel, under 1 year |
| 2. Hen, over 1 year | 4. Pullet, under 1 year |

DIVISION 105: PRODUCTION CHICKENS & EGGS

RULES FOR CLASSES 3-9

- Dozen eggs in carton.
- Eggs will be judged on uniformity and quality.
- Eggs must be from the same breed of chicken.

CLASS

- | | |
|--|-----------------|
| 1. Egg strain pullets 18-24 weeks of age, three (3) females | 4. Colored Eggs |
| 2. Egg strain layers, 24 weeks of age and older, three (3) females | 5. Brown Eggs |
| 3. White Eggs | 6. Duck Eggs |
| | 7. Geese Eggs |
| | 8. Quail Eggs |
| | 9. AOV Eggs |

DIVISION 110: QUAIL

Exhibitors must furnish own cages.

CLASS

- | | |
|--------------|------------------|
| 1. Bob White | 4. Tennessee Red |
| 2. Japanese | 5. AOV |
| 3. Button | |

DIVISION 111 - 119: MISCELLANEOUS FOWL

PLEASE NOTE: DIVISIONS 111-119 APPLY TO CLASSES 1-2 Any Combination

- | | |
|----------------------|---------------------------|
| 111. Guinea | 116. Reeves Pheasant |
| 112. Pea Fowl | 117. Silver Pheasant |
| 113. Pigeons | 118. Pheasant A.O.V. |
| 114. A.O.V. | 119. Breeding Turkeys AOV |
| 115. Golden Pheasant | |

CLASS

- | | |
|---------|-----------|
| 1. Male | 2. Female |
|---------|-----------|

DIVISION 200: POSTER EXHIBIT

LEARNING OBJECTIVE

Demonstrate with their project what they have learned through their study of the poultry industry.

- Purpose of project is to promote poultry industry & products to the general public.
- Judged on neatness, attractiveness & educational value.
- Turn in to superintendent by the end of the Poultry Show.

CLASS

- Poster Display

DIVISION 201: POULTRY SHOWMANSHIP

RULES

- Saturday, July 23, 8:00 am, Poultry Barn.
- Pre-registration for showmanship is required.
- Showmanship Age is determined by your age on Jan. 1.

CLASS

- | | |
|--------------------------------|----------------|
| 1. Junior (ages 8-12) | Ribbon/Rosette |
| 2. Intermediate (ages 13 – 15) | Ribbon/Rosette |
| 3. Senior (ages 16-19) | Ribbon/Rosette |

DIVISION 202: PROJECT RECORD BOOK

LEARNING OBJECTIVE

Exhibitor will keep a complete set of records regarding their project as a good business practice. Project Record Books are available online or by contacting the MSU Extension 4-H Office.

- Records must be turned in by 7AM on Saturday , July 23.
- For record judging criteria see page 6.
- Exhibitors need not be present during evaluation of records.

CLASS

- Project record book

POULTRY SPECIAL EVENTS

Exhibitor must be registered in 4-H Poultry Project to participate in special events and have a bird present in the barn.

No pre-registration necessary for the following activities. Sign up at fair.

CHICKEN FLYING CONTEST

Sunday, July 24, 3:00 pm, Dairy Arena
Exhibitor must be registered in 4-H Poultry Project.

FASHION CONTEST

Thursday, July 28, Time– 3:30 Bandshell

THEME: TV Shows/Movies

Must use a bird that is already on the grounds.

EGG TOSSING CONTEST

Saturday, July 30th, 3:00 pm Dairy Arena

4-H CLOVERBUD POULTRY EVENTS

- Cloverbud Members **may** bring their own bird (one entry) to show in the following classes: Fancy, Flying Contest, Showmanship, Fashion Contest.
- Cloverbud members are not eligible for placings, premiums or auction. All Cloverbuds will be rewarded the same prize.
- Cloverbud members are responsible for cleaning their pens by noon daily, feeding and watering their birds. Cloverbud members will not be responsible for barn duties.
- Cloverbud Bird entry will be required to remain on the grounds the entire week. Release time, Saturday, the last day of fair, from 8:00 pm to 10:00 PM. **No Sunday check out**

SPECIAL 4-H CLOVERBUD POULTRY CLASSES

- Register under department 82, division 51

CLOVERBUD FANCY

Saturday, July 23 at **8:00 am** Poultry Barn

Judging will begin immediately following the announcements.

Project will be evaluated based on the breed standards.

CLOVERBUD FLYING CONTEST

Sunday, July 24, 3:00 pm, Dairy Arena

Exhibitor must be registered in 4-H Poultry Project.

Must use a bird that is already on the grounds, see superintendents if you need a bird.

CLOVERBUD SHOWMANSHIP

Tuesday July 26th 7:00 pm, Poultry Barn

Exhibitor must be registered in 4-H Poultry Project.


Must use a bird that is already on the grounds, see superintendents if you need a bird.

CLOVERBUD FASHION CONTEST

Thursday, July 28, Time– 3:30 Bandshell

THEME: TV Shows/Movies

Must use a bird that is already on the grounds, see superintendents if you need a bird.



4-H DEPARTMENT 14

Rabbits



SUPERINTENDENTS

Hope Benham Isaac Brugger Liz Hicks

Check in: Friday, July 22— 6:30 – 8:30 pm

Mandatory Meeting for exhibitors July 23 7:00 pm
Rabbit Barn

Showmanship: Sunday, July 24 @ 8:30 am

Breed & Market Class Judging to follow
Showmanship

Small Animal Auction Wednesday , July 27

Checkout Saturday, July 30 between 8—9:30 pm

CHECK-IN, HEALTH CHECK, & WEIGHING

ALL Rabbits Check in: Friday, July 22 6:30 –8:30 pm
Rabbit Barn

- A. No rabbit shall enter rabbit barn before meeting health check requirements. (See letter c below)
- B. All rabbits shall be tattooed prior to health check.
- C. Health Check – No rabbit will be allowed in rabbit barn before undergoing health check. Any rabbit with clinical signs of infection, contagious or toxicological disease shall be removed from fairgrounds immediately.
- D. All market rabbits must be weighed in.
- E. Weigh in for market rabbits will be done at check in where exhibitors will be given a weigh in slip or slips.
- F. Weigh in slips shall be brought with you for market judging.
- G. Copies of Pedigree papers for market rabbits must be submitted at time of weigh in.
- H. Each rabbit shall have its own pedigree, this means if you have a fryer pen you will have three separate pedigrees. Pedigrees shall be signed by the exhibitor only, pedigrees with other than exhibitors name will not be accepted.
- I. Pedigrees for Breed Classes must be available on day of judging, except first year members showing in Fancy or Commercial Breed judging.
- J. NO pregnant rabbits may be checked in.

REGISTRATION & TATTOO

- A. All exhibitors must follow established registration and identification guidelines.
- B. All rabbits must be officially identified to exhibit. Rabbits must have identification tattoo.
- C. Meat rabbits must be tattooed and registered with the MSU Extension 4-H Office.
- D. Roasters registered by **May 15**; may register up to three (3) per exhibitor. *May bring a maximum of 2 pens.*
- E. Fryers registered by **June 18**; may register up to nine (9) per exhibitor. *May bring a maximum of 2 pens (6).*

GENERAL RABBIT RULES

- A. All entries are limited to breeds listed below.
- B. Rabbit exhibitors are limited to (10) ten pens of their choice with up to two in the same class for Division numbers 1 through 60. Meat classes will be allowed two pens in each class of roaster and fryers. Premiums will be paid on four money classes.
- C. Exhibitors must be pre-registered to participate in all classes they want to show.
- D. Exhibitors must be present when their rabbits are being judged unless prearranged and approved in writing by a Rabbit Superintendent.
- E. Only first year exhibitors may show a crossbred rabbit in the Fancy Breed or Commercial Breed judging. Although it is strongly recommended that you purchase a pedigreed rabbit. All other exhibitors must have pedigreed rabbits to show, this applies to all classes.
- F. Rabbits will be judged by ARBA Standards and rules.
- G. Only "A" and "B" pens will be sold at Small Animal Auction.
- H. All Champion Market pens will be sold at Small Animal Auction.
- I. Showmanship rabbit must be registered under exhibitor's name and be exhibited under Breeding Rabbits or under Market Rabbits.
- J. Only the top 5 breeds in rabbit numbers will be eligible to receive trophies.
- K. If your rabbit wins Best Of Breed or Best Opposite Of Breed you must put your rabbit back on table for Best Of Show judging.
- L. Should your rabbit win Best Of Show, Best Opposite Of Show, Grand Champion Roaster, Reserve Champion Roaster, Grand Champion Fryer Pen or Reserve Champion Fryer pen; rabbit will be moved to a pen in the Champion area.

BARN RULES

- A. Exhibitors are responsible for care and feeding their own animals unless prior arrangements have been made in writing with a Rabbit Superintendent.
- B. No equipment, feed etc. shall be left in the Rabbit barn. Items left in barn will be disposed of.
- C. All feed and water containers are provided by the Rabbit Board and are signed out to exhibitors at time of check in, these are the only containers that will be allowed in rabbit barn, there will be no exceptions to this rule.
- D. All pens and trays shall be cleaned along with turning in all feed and water cups by 9:30 pm check-out time on the Saturday fair ends.
- E. Any exhibitor who removes their rabbit from Rabbit Barn without written approval by a Rabbit Superintendent will not be allowed to participate in any other remaining rabbit related activities for that Fair period, or run for small animal board.
- F. Chores must be completed by 10AM.

- G. In addition to above they will also forfeit all winnings, this includes trophies, premiums, ribbons etc. and will not be allowed a Fair rabbit project the following year.
- H. There will be a \$5.00 per exhibitor fee for barn improvements. This will be deducted from the exhibitors auction check, no matter what specie the exhibitor sells.
- I. Mandatory Auction Barn set up on Wednesday July 27th at 4PM for all sellers unless multiple Superintendents give written consent. Failure to attend will result in a \$25 check deduction.

DIVISIONS 1 THROUGH 35: FANCY BREED RABBITS

PLEASE NOTE: DIVISIONS 1-35 APPLY TO CLASSES 1-4

- **Breeding rabbits shown individually.**
- **The following is listed in groups or varieties as listed in A.R.B.A. Standard Of Perfection.**

1. American Fuzzy Lop (broken, solid)
2. American Sable
3. Angora-English (white, colored)
4. Angora-French (white, colored)
5. Angora-Satin (white, colored, broken)
6. Belgian Hare (tan, AOV)
7. Britannia Petite (black, black otter, chestnut agouti, ruby eyed white, sable martin, Siamese sable, broken)
8. Chinchilla-Standard
9. Dutch (black, blue, chocolate, gray, steel, tortoise)
10. Dwarf Hotot
11. English Spot (black, blue, chocolate, gray, lilac, tortoise)
12. Florida White
13. Harlequin (Japanese, magpie)
14. Havana (black, blue, chocolate, broken, lilac)
15. Himalayan (black, blue, chocolate, lilac)
16. Jersey Woolly (agouti, broken, self, shaded, tan, AOV)
17. Lilac
18. Lionhead (chocolate, seal, black, AOV)
19. Lop-Holland (broken, solid)
20. Lop-Mini (broken, solid)
21. Mini Rex (black, blue, broken, castor, chocolate, chinchilla, Himalayan, lilac, lynx, opal, otter, red, seal, tortoise, white, blue-eyed white, Sable Pointe, silver marten, smoke pearl,)
22. Mini Satin (white, black, chinchilla, chocolate, opal, otter, red, Siamese, broken, chocolate agouti, squirrel, Himalayan)
23. Netherland Dwarf Self (black, blue, chocolate, lilac, blue eyed white, ruby eyed white)
24. Netherland Dwarf Shaded (sable point, Siamese sable, Siamese smoked pearl, tortoise shell)
25. Netherland Dwarf Agouti (chestnut, chinchilla, lynx, opal, squirrel)
26. Netherland Dwarf Tan (otter, sable marten, silver marten, smoke pearl marten, black, blue, chocolate, lilac)
27. Netherland Dwarf AOV (fawn, Himalayan-black, blue, chocolate, lilac, orange, steel, broken)
28. Papillion-Dwarf (Black, blue, chocolate)
29. Polish (black, blue, broken, chocolate, blue eyed white, ruby eyed white)
30. Rex (black, blue, broken, Californian, castor, amber, chinchilla, chocolate, lilac, lynx, opal, red, sable, seal, white)
31. Rhinelander
32. Silver (black, brown, fawn)
33. Silver Marten (black, blue, chocolate, sable)
34. Tan (black, blue, chocolate, lilac)
35. Thrianta (Standard)

DIVISIONS 1 THROUGH 35: FANCY BREED RABBITS (cont.)

PLEASE NOTE: DIVISIONS 1-35 APPLY TO CLASSES 1-4

- Breeding rabbits shown individually.
- The following is listed in groups or varieties as listed in A.R.B.A. Standard Of Perfection.

CLASS

1. Senior Buck, over 6 months
2. Senior Doe, over 6 months
3. Junior Buck, 3-6 months
4. Junior Doe, 3-6 months

DIVISIONS 40-57: COMMERCIAL BREED RABBITS

PLEASE NOTE: DIVISIONS 40-57 APPLY TO CLASSES 5-10

- | | |
|-----------------------------------|---|
| 40. American (blue, white) | fawn, light gray, sandy, white, AOV) |
| 41. Angora-Giant | |
| 42. Argente Brun | 52. Lop-English (broken, solid) |
| 43. Beveren (black, blue, white) | 53. Lop-French (broken, solid) |
| 44. Blanc De Hoto | 54. New Zealand (black, red, white, broken, blue) |
| 45. Californian | 55. Palomino (golden, lynx) |
| 46. Champagne D'Argent | 56. Satin (black, otter, blue, broken, Californian, chinchilla, chocolate, copper, red, Siamese, white) |
| 47. Checkered Giant (black, blue) | 57. Silver Fox (black) |
| 48. Chinchilla (American, Giant) | |
| 49. Cinnamon | |
| 50. Creme D'Argent | |
| 51. Flemish Giant (black, blue, | |

CLASS

5. Senior buck, over 8 months
6. Senior Doe, over 8 months
7. Intermediate Buck, 6-8 months
8. Intermediate Doe, 6-8 months
9. Junior Buck, 3-6 months
10. Junior Doe, 3-6 months

DIVISION 60: CROSSBREED

PLEASE NOTE: FIRST YEAR 4-H EXHIBITORS ONLY.
THIS CLASS IS NOT ELIGIBLE FOR BEST OF SHOW.

CLASS

1. All ages



DIVISION 61: EXHIBITION CLASS

PLEASE NOTE: ALL BREEDS WITH A WORKING ARBA STANDARD. THIS CLASS IS NOT ELIGIBLE FOR BEST OF SHOW.

CLASS

1. All ages

DIVISION 62: PROGENY

Object of class is to raise an offspring with better qualities than sire or dam. Sire or Dam must be entered in their Senior breed class. Offspring must be entered in its Junior breed class. Rabbits must be pedigreed and shown to judge at time of showing.

CLASS

1. Parent and Offspring

DIVISION 70: MARKET RABBITS

RULES

- A. Roaster Class pen of one. Under 6 months old on the day of show. Weight is between 5.4-9 Pounds
- B. Fryer class pen of three. Weight is between 3.4-5.4 pounds Fryer rabbits are not allowed to be over 70 days old and fryer pen rabbits must be of the same breed and variety.
- C. Exhibitor may show both in Fryer & Roaster class, but may only sell one pen.

CLASS

1. Roaster – purebred & pedigreed
 2. Fryer – purebred & pedigreed
 3. Roaster Pen #2
 4. Fryer Pen #2
- Champion & Reserve Champion Roaster
 - Champion & Reserve Champion Fryer

DIVISION 77: PROJECT RECORD BOOK

LEARNING OBJECTIVE

Exhibitor will keep a complete set of records regarding their project as a good business practice. Project Record Books are available online or by contacting the MSU Extension 4-H Office.

- a. Records must be turned in by 12 Noon on Friday, July 30, in Youth Exhibit Building A.
- b. For record judging criteria see page 6.
- c. Exhibitors need not be present during evaluation of records.

CLASS

1. Project record book

DIVISION 75: RABBIT SHOWMANSHIP

RULES

- A. Pre-registration for showmanship is required.
- B. Showmanship Age is determined by your age on January 1, current year.
- C. Youth Exhibitors will be judged on appearance, actions and knowledge of their rabbit project, also on handling, fitness and showing of rabbit.
- D. An exhibitor is eligible to win a showmanship age group only once. After winning one time, this individual will be allowed to return each consecutive year in an over-all Champion Class against winners of all age groups of that next year. Such a winner will then compete in a regular class when he/she reaches the next age group.
- E. Showmanship rabbit must be registered under exhibitor's name and be exhibited under Breeding Rabbits or under Market Rabbits

CLASS

1. Junior Showmanship (ages 8-11)
2. Intermediate Showmanship (ages 12 – 15)
3. Senior Showmanship (ages 16-19)
 - Champion Showmanship (all ages)
 - Reserve Champion Showmanship (all ages)

Dress A Bunny

Friday July 29th 3PM

Rabbit Barn

Sign up during fair week in the rabbit barn.



4-H DEPARTMENT 16

Light Horse & Pony



SUPERINTENDENTS

Keith Covey

Laura Powelke

JUDGING - See each Division for info

MONDAY

9 am Halter

TUESDAY

9 am Trail

5 pm Speed

WEDNESDAY

9 am English Rail

10 am Dressage

5pm Walk Trot Speed

THURSDAY

9 am Western

10 am Western Dressage

FRIDAY

2 pm Costume

4 pm Cloverbuds

6 pm Seniors

SATURDAY

Fun Day

9 am Versatility

HORSE & PONY RULES

GENERAL RULES:

- a. All entrants are subject to the rules and regulations of Michigan 4-H Youth Programs including Lenawee 4-H Horse and Pony Association regulations.
- b. Animals must be in place by 7:00 p.m., SATURDAY
- c. Superintendents have the right to rearrange classes and start times as needed.
- d. Register for all classes you are interested in showing. You will only be paid for three (3) classes. Class adds and drops will be allowed during fair.
- e. Superintendents have final decisions.

HORSES:

- f. All horses and ponies will be checked by a veterinarian on Saturday.
- g. Horse ages are determined as of January 1 of current year.
- h. Horse must be registered with superintendent by May 1 of current year.
- i. No stallions or yearling colts allowed.
- j. Horse and Ponies show together, except for Halter. Each horse/pony may be entered in only one model halter class.

DIVISION 1: HORSE & PONY HALTER Monday 9AM

EXHIBITORS:

- k. Exhibitor's age will be determined as of January 1 of current year.
- l. If any exhibitor leaves fair early, they will not be allowed to come to fair the following year, in the Light Horse Department.
- m. Youth working with horse project may enter an educational exhibit under division 21 class 149.
- n. Group Showmanship must have 3 entries to participate. Exhibitors DO NO HAVE TO BE IN THE SAME CLUB and DOES NOT COUNT TOWARDS YEAR END AWARDS.
- o. Only the first and second place animals in respective classes are eligible to compete in championship classes. Exception, those exhibitors that are not eligible based on Horse and Pony Rules and Regulations.

CLASSES:

- q. Classes must be split, if the number of riders exceed 16. Any class with 8-year-olds will split at 12 riders, splits will attempt to be done by age.
- r. Exhibitors signing up as NOVICE must show only in Novice Classes. They may not show in respective age groups, with the exception of group showmanship, combination class, reining, jumping, western riding, gymkana & costume classes.
- s. Exhibitors signing up for a walk-trot classes may not show in three-gaited classes.
- t. In Hunter Over Fences and Equitation Over Fences classes, height of jumps will be adjusted for ponies.
- u. Each rider may enter only two dressage classes in each discipline.
- v. Seniors must show their 4-H horse project at the Fair their senior year to participate in senior ride night. Speeches will have a 500 word limit.

CLOVERBUDS:

Two Cloverbud Classes will be offered on Friday at 4:00 p.m. Cloverbuds must ride a horse that is already on the fair grounds. Boots and SEI helmets with safety harness are required. The 5-6 year olds, must have an adult, to lead horse and rider, halter must be under bridle. The 7 year olds, can be off lead. Spotters are required in arena.



Class

Classes 1 - 16 are premium/money classes.

1. Registered AQHA Gelding at halter (any age)
2. Registered AQHA mares at halter (any age)

CHAMPION & RESERVE REGISTERED AQHA
(1st & 2nd place winners of classes 1 & 2)

3. Grade Horse Gelding at halter (any age)
4. Grade Horse Mares at halter (any age)

CHAMPION & RESERVE GRADE HORSE AT HALTER
(1st & 2nd place winners of classes 3 & 4)

5. Registered Fine Horse Gelding at Halter
6. Registered Fine Horse Mare at Halter

CHAMPION & RESERVE FINE HORSE AT HALTER
(1st & 2nd place winners of classes 5 & 6)

7. Other registered Horse Geldings at Halter
8. Other registered Horse Mares at Halter

CHAMPION & RESERVE OTHER REGISTERED HORSE AT HALTER
(1st & 2nd place winners of classes 7 & 8)

9. Mini registered Horse Gelding at Halter
10. Mini registered Horse Mares at Halter

CHAMPION & RESERVE MINI REGISTERED HORSE AT HALTER
(1ST & 2ND place winners of classes 9 & 10)

11. Mini grade Horse Gelding at Halter
12. Mini grade Horse Mares at Halter

CHAMPION & RESERVE MINI Grade HORSE AT HALTER
(1ST & 2ND place winners of classes 11 & 12)

GRAND CHAMPION & RESERVE MINI HORSE
(1ST & 2ND place winners of classes 9, 10, 11, & 12)

13. Registered Pony Geldings at Halter
14. Registered Pony Mares at Halter

CHAMPION & RESERVE REGISTERED PONY
(1st & 2nd place winners of classes 13 & 14)

15. Grade Pony Geldings at Halter
16. Grade Pony Mares at Halter

CHAMPION & RESERVE GRADE PONY
(1st & 2nd place winners of classes 15 & 16)

GRAND CHAMPION & RESERVE GRAND CHAMPION HORSE AT HALTER
(Champion & Reserve from horse classes)

GRAND CHAMPION & RESERVE GRAND CHAMPION PONY AT HALTER
(Champion & Reserve from pony classes)

DIVISION 2: SHOWMANSHIP

Class

Classes 17-24 are ribbon/rosette only, no premiums offered

17. Fitting & Showing Horse/Pony (17 -19)
18. Fitting & Showing Horse/Pony (15 - 16)
19. Fitting & Showing Horse/Pony (13 - 14)
20. Fitting & Showing Horse/Pony (8 - 12)
21. Fitting & Show Miniature Horse (8 - 19)

GRAND CHAMPION & RESERVE GRAND CHAMPION FITTING & SHOWING (Champion & Reserve 1st & 2nd from classes 17-21)

22. Novice Fitting & Showing Horse/Pony (19 and under, 1st and 2nd year showing)
23. Walk-Trot Fitting & Showing Horse/Pony (8 -19)
24. Group Showmanship Horse/Pony (Must have 3 horses/ponies from any club)

DIVISION 3: COMBINATION CLASSES

RULES

- A. All tack and clothing changes to be made in the ring.
- B. At least one, but not more than two youth dressed appropriately (boots, long sleeves, long pants) are permitted in the ring to help with clothing changes, & tack changes.
- C. There will be a 5 minute time limit for changes. First phase – showmanship, second phase – western equitation, third phase – English equitation, rail work.

Class

Classes 25-26 are ribbon only, no premiums offered. Three Gaited riders ONLY.

25. Combination Class Horse/Pony (15 & over)
26. Combination Class Horse/Pony (14 & under)


DIVISION 4: HORSE & PONY TRAIL Tuesday 9AM

Classes 27-33 are premium/money classes, excluding champion classes

Class

27. Trail (17 – 19)
28. Trail (15 – 16)
29. Trail (13 – 14)
30. Trail (8 - 12)
31. Miniature Horse Trail in Hand (8-19)
32. Novice Trail (8-19)
33. Walk-Trot Trail (8-19)

CHAMPION & RESERVE CHAMPION TRAIL (1st & 2nd place winners from Classes: 27-30)



DIVISION 5: HORSE & PONY SPEED

Speed (three gaited) Classes 34-57 are premium/money

Class

34. Keyhole (17-19)
35. Keyhole (15-16)
36. Keyhole (13-14)
37. Keyhole (8 - 12)
38. Speed & Action (17-19)
39. Speed & Action (15-16)
40. Speed & Action (13-14)
41. Speed & Action (8 - 12)
42. Indiana Flags (17-19)
43. Indiana Flags (15-16)
44. Indiana Flags (13-14)
45. Indiana Flags (8 - 12)
46. Cloverleaf (17-19)
47. Cloverleaf (15-16)
48. Cloverleaf (13-14)
49. Cloverleaf (8 - 12)
50. Pole Bending (17-19)
51. Pole Bending (15-16)
52. Pole Bending (13-14)
53. Pole Bending (8 - 12)
54. Down & Back (17-19)
55. Down & Back (15-16)
56. Down & Back (13-14)
57. Down & Back (8-12)

ENGLISH RAIL CLASSES

DIVISION 6: HUNTER

Wednesday 9AM

RULES

- A. Equitation classes Ribbon only, Hunter classes money/premium.
- B. SEI Helmets with safety harness required for schooling also. Schooling will run as follows: 8:00 a.m. – 2 ft. 6 in. & 2 ft. Jumpers will school for half an hour. Must have trainer, leader, or adult in arena. 8:30 a.m. – Beginner jumpers will school for half an hour. Must have trainer, leader, or adult in arena.

Class

58. Beginner Hunter Over Fences Horse or Pony (horse or pony in 1st or 2nd year over fences)
59. Beginner Equitation Over Fences Horse or Pony (rider in 1st & 2nd year showing)
60. Intermediate Hunter over Fences 2' straight Horse or Pony (horse or pony never jumped higher than 2' in any competition including schooling shows)
61. Intermediate Equitation over fences 2' straight Horse or Pony (rider never jumped higher than 2'' in any competition including schooling shows)
62. Hunter Over Fences Horse or Pony
63. Equitation Over Fences Horse or Pony
64. Hunter Hack (17-19)
65. Hunter Hack (15-16)
66. Hunter Hack (13-14)
67. Hunter Hack (8-12)
68. Hunter Hack Novice (8-19)
69. Mini in hand hunter.

DIVISION 7: ENGLISH EQUITATION

Rail Classes

Equitation classes Ribbon only, Pleasure classes premium

70. English Showmanship (17-19)
71. English Showmanship (15-16)
72. English Showmanship (13-14)
73. English Showmanship (8-12)
74. Novice English Showmanship (8-19)
75. Walk Trot English Showmanship (8-19)
76. English Pleasure Horse/Pony (17-19)
77. English Pleasure Horse/Pony (15-16)
78. English Pleasure Horse/Pony (13-14)
79. English Pleasure Horse/Pony (8-12)
80. Novice English Pleasure Horse/Pony (8-19)
81. English Walk/Trot Pleasure Horse/Pony (8 - 19)

CHAMPION & RESERVE ENGLISH PLEASURE HORSE/PONY

(1st & 2nd place winners of classes 76-79)

82. English Equitation Horse/Pony (17-19)
83. English Equitation Horse/Pony (15-16)
84. English Equitation Horse/Pony (13-14)
85. English Equitation Horse/Pony (8-12)
86. Novice English Equitation Horse/Pony (8 - 19)
87. English Walk/Trot Equitation Horse/Pony (8 - 19)

CHAMPION & RESERVE ENGLISH EQUITATION HORSE

(1st & 2nd place winners of classes 82-85)

DIVISION 8: ENGLISH BAREBACK

Class Ribbon only

88. English Bareback Equitation Horse/Pony (17-19)
89. English Bareback Equitation Horse/Pony (15-16)
90. English Bareback Equitation Horse/Pony (13-14)
91. English Bareback Equitation Horse/Pony (8-12)
92. Novice Bareback English Equitation Horse/Pony (8 - 19)
93. Walk Trot Bareback English Equitation Horse/Pony (8 - 19)

CHAMPION & RESERVE ENGLISH BAREBACK EQUITATION HORSE/PONY (1ST & 2ND place winners of classes 88-91)

DIVISION 9: SADDLE SEAT

Class Equitation ribbon only/pleasure classes premium

94. Saddle Seat Pleasure (17-19)
 95. Saddle Seat Pleasure (15 - 16)
 96. Saddle Seat Pleasure (13 - 14)
 97. Saddle Seat Pleasure (8-12)
 98. Saddle Seat Pleasure Novice (8 - 19)
 99. Saddle Seat Pleasure Walk/Trot (8 - 19)
- #### **Champion & Reserve Saddle Seat Pleasure Horse/Pony**
- (1st & 2nd place winners in classes: 94-97)
100. Saddle Seat Equitation (17 - 19)
 101. Saddle Seat Equitation (15 - 16)
 102. Saddle Seat Equitation (13 - 14)
 103. Saddle Seat Equitation (8-12)
 104. Saddle Seat Equitation Novice (8 - 19)
 105. Saddle Seat Equitation Walk/Trot (8 - 19)

Champion & Reserve Saddle Seat Equitation

(1st & 2nd place winners in classes: 100-103)

DIVISION 10: HORSE & PONY DRESSAGE

Pony Arena—10:00 AM

Money/Premium Classes

Classic Dressage Rules: Intro Level Test B is for Walk-Trot only, Intro Level Test C is for Novice Rider only.

Class

106. Classic Dressage Horse or Pony (Intro Level Test B)
107. Classic Dressage Horse or Pony (Intro Level Test C)
108. Classic Dressage Horse or Pony (Training Level Test I)
109. Classic Dressage Horse or Pony (Training Level Test II)
110. Classic Dressage Horse or Pony (Training Level Test III)

DIVISION 11: WALK-TROT & MINI SPEED

Wednesday 5PM

Class Money/premium Classes

111. Mini Pole bending 8-19
112. Walk Trot Pole bending (8-19)
113. Mini Cloverleaf 8-19
114. Walk Trot Cloverleaf (8-19)
115. Walk Trot Indiana Flags (8-19)
116. Walk Trot Speed and Action (8-19)
117. Walk Trot Keyhole (8-19)
118. Walk Trot Down and Back (8-19)

DIVISION 12: HORSE & PONY

PERFORMANCE WESTERN

Thursday 9AM

Class: Western Pleasure

Money/Premium Classes

119. Western Pleasure Horse/Pony (17-19)
120. Western Pleasure Horse/Pony (15-16)
121. Western Pleasure Horse/Pony (13-14)
122. Western Pleasure Horse/Pony (8 - 12)
123. Novice Western Pleasure Horse/Pony (8 - 19)
124. Western Walk/Trot Pleasure Horse/Pony (8 - 19)

CHAMPION & RESERVE WESTERN PLEASURE HORSE

(1st & 2nd place winners of classes 119-122)

Class: Western Equitation

Ribbon Only/No Premium

125. Western Equitation Horse/Pony (17-19)
126. Western Equitation Horse/Pony (15-16)
127. Western Equitation Horse/Pony (13-14)
128. Western Equitation Horse/Pony (8 - 12)
129. Novice Western Equitation Horse/Pony (8 - 19)
130. Western Walk/Trot Equitation Horse/Pony (8 -12)

CHAMPION & RESERVE WESTERN EQUITATION HORSE/PONY

(1st & 2nd place winners of classes 125-128)

DIVISION 13: BAREBACK

Classes 131-136 are ribbon/rosette only

- 131. Bareback Equitation Horse/Pony (17 – 19)
- 132. Bareback Equitation Horse/Pony (15- 16)
- 133. Bareback Equitation Horse/Pony (13-14)
- 134. Bareback Equitation Horse/Pony (8 - 12)
- 135. Novice Bareback Equitation Horse/Pony (8 - 19)
- 136. Walk-Trot Bareback Equitation Horse/Pony (8 - 19)

CHAMPION & RESERVE BAREBACK EQUITATION HORSE

(1ST & 2ND PLACE WINNERS OF CLASSES 131-134)

DIVISION 14: REINING

Money/Premium Classes

Class

- 132. Reining Horse (19 & under)

DIVISION 15: WESTERN/ENGLISH RIDING

Money/Premium Classes

Class

- 138. Green Western Riding Horse/Pony (19 & under)
- 139. Western Riding Horse/Pony (17 -19)
- 140. Western Riding Horse/Pony (15 -16)
- 141. Western Riding Horse/Pony (13 -14)
- 142. Western Riding Horse/Pony (8 -12)

DIVISION 16: WESTERN DRESSAGE

Pony Arena— 10:00 am

Class

- 143. Western Dressage Intro Level Test 2 (Walk/Trot)
- 144. Western Dressage Intro Level Test 3 (Novice)
- 145. Western Dressage Basic Level 1
- 146. Western Dressage Basic Level 2
- 147. Western Dressage Basic Level 3

DIVISION 17: FREE STYLE REINING

Music and Costumes must be approved by Superintendents by Wednesday at 6:00 p.m.

Ribbon Only, no premium

Class

- 148. Free Style Reining – This class is for all ages except walk trot

DIVISION 18: MINI LIBERTY

Class Money/premium class

- 149. Mini Liberty (8-19)



DIVISION 19: COSTUME

Friday 2PM

Ribbon Only/No premium

When signing up for this class, please turn in brief description of costume, any comments to be read as exhibitor is entering the arena. This class will not count towards Fair High Point.

Class

- 150. Costume Class Horse/Pony (15 & over)
- 151. Costume Class Horse/Pony (13 & 14)
- 152. Costume Class Horse/Pony (8 - 12)

MINIATURE HORSES

Schedule Overview

Division 1: Halter MONDAY

Class:

- 9. Mini registered Horse Gelding at Halter
- 10. Mini registered Horse Mares at Halter

CHAMPION & RESERVE MINI REGISTERED HORSE AT HALTER

(1ST & 2ND place winners of classes 9 & 10)

- 11. Mini grade Horse Gelding at Halter
- 12. Mini grade Horse Mares at Halter

CHAMPION & RESERVE MINI Grade HORSE AT HALTER

(1ST & 2ND place winners of classes 11& 12)

Division 5: Trail Tuesday

Class:

- 31. Miniature Horse Trail in Hand (8-19)

Division 7: English Rail Wednesday

Class:

- 69. Mini in hand hunter.

Division 11: Wall-Trot & Mini Speed

Wednesday PM

Class:

- 111. Mini Pole bending 8-19
- 113. Mini Cloverleaf 8-19

Division 18: Liberty

Thursday

Class:

- 144. Mini Liberty 8 – 19

CLOVERBUDS 5, 6 AND 7 YR OLD CLASS

Friday 4PM

Sign up during the week of fair. Must ride a horse that is already on the fair grounds. BOOTS & SEI HELMETS ARE REQUIRED for both classes. Also, Adults are required to have a halter and lead attached to horse and rider in 5-6 year old class. The 7 year old class will be ridden off lead, with spotters in arena.

GRADUATING SENIORS FRIDAY 6:00 pm

Senior, please have your senior farewell readings turned into the booth by Wednesday end of showing. If you are unable to do this please notify Superintendents. The speeches will have a 500 word limit.

DIVISION 20: VERSATILITY Horse Arena— SATURDAY – 9:00 am

Rules to be announced. Ribbon only, no premium
First, Second and Third Place winners from the following classes: Showmanship, English Equitation, Saddleseat Equitation, Western Horsemanship, English Western Riding, Bareback, Trail, Western Dressage, Classic Dressage, Speed and Action, Poles, Flags, and Keyhole In age groups only, will be asked to compete.

Class

153. Versatility – This class is for all ages except walk trot and novice. Classes will be showmanship, English equitation, western equitation, keyhole, flags and pole bending. Patterns will be used.

DIVISION 21: HORSE EDUCATION EXHIBIT

Turn into Superintendent by Monday at 6:00 p.m.

Class

154. An educational exhibit, poster, display etc. regarding horses or the horse industry.

4-H DEPARTMENT 18

Draft Horse & Pony



SUPERINTENDENT Londa Pickles

DRAFT HORSE & PONY RULES

1. All entrants are subject to the rules and regulations of Michigan 4-H Youth Programs including Lenawee 4-H Horse and Pony Association regulations.
2. Animals must be in place by noon Sunday.
3. Entries limited to stall space available.

HORSES:

- A. All horses and ponies will be checked by a veterinarian or Superintendent.
- B. Horse ages are determined as of January 1 of current year.
- C. Horse must be registered with superintendent by May 1 of current year.
- D. No stallions or yearling colts allowed.

EXHIBITORS:

- E. Exhibitor's age will be determined as of January 1 of current year. Youth may participate from ages 8 to 19.
- F. Youth working with a draft horse or pony project but unable to bring the animal to Fair may enter a static educational exhibit (Dept. 82, Section 3, Class 1).
- G. Entrants in registered horse classes must present papers to club leaders upon registration.

CLASSES:

- H. An exhibitor may enter only one horse or pony in Sections 1 and 2. A second animal may be brought only if it is a suckling or weaning foal of the animal registered by May 1. Foal is not shown in classes. Section 3 animals being shown in hitch classes as registered by May 1.
- I. Only first and second place animals in respective classes are eligible to compete for championships.
- J. Judging time will be on the same day as open class draft horse (draft horse hitch and halter may be on different days – check schedule closely.)

DIVISION 1: HALTER CONFORMATION

Class:

1. Junior Mare (2 years & Under)
 2. Senior Mare (3 years & over)
 3. Gelding and Grade Mares
 4. Draft Pony Gelding
 5. Draft Pony Mare
- | | |
|------------------------------------|---------|
| • Champion and Reserve Draft Horse | Rosette |
| • Champion and Reserve Draft Pony | Rosette |

DIVISION 2: SHOWMANSHIP

No Premiums. Ribbons awarded in all classes.

Class:

1. Showmanship youth 14 & over
2. Showmanship youth 13 & under

DIVISION 3: HITCH

1 OR 2 PONY HITCH ONLY Premium in one class only

Class:

1. Single Draft Horse under harness without cart
2. Single Draft Pony under harness with out cart
3. Single Draft Horse cart
4. Single Draft Pony cart
5. Draft Horse team, under harness without wagon
6. Draft Pony team, under harness without wagon
7. Draft Horse Team
8. Draft Pony Team

DIVISION 4: BRAIDING

Judging Wednesday – 7 p.m. – Draft Horse Barn

Class:

1. Mane Braiding
2. Tail Braiding

4-H DEPARTMENT 22

Dogs



SUPERINTENDENT Josh Perry

JUDGING — Sun. July 24 @ Dairy Arena

CHECK IN TIME 8:00am

(Must be done for all classes)

COSTUME 9:00 am followed by

AGILITY, OBEDIENCE & HANDLING 9:30am

DOG RULES

YOU WILL NOT BE ALLOWED TO SHOW AT THE FAIR if the requirements are unfulfilled.

- A. Exhibitors must submit a Dog Information Form with a copy of current rabies, distemper virus, parvovirus & adenovirus (hepatitis) shots to the 4-H Office, AT THE TIME OF FAIR REGISTRATION . Puppies must be at least 5 months of age & have completed the series of DHLPP shots in order to be eligible to show. If you do not own the dog you show, the owner's signature must be on the Dog Information Form stating that you have permission from the owner to show the dog.
- B. You may use a choke collar or nylon choke in all classes except for Agility. No pinch collars are to be used in any class. Obedience requires a six foot leather or solid fabric leash (no chain leashes).
- C. To compete in agility, a dog must be at least one (1) year of age. This is for the health of the dog. A tag-free "buckle" collar MUST be used when competing in all agility classes.
- D. Entry into the Advance Handling Class is mandatory for exhibitors that have placed first or second in two or more prior handling classes at previous Lenawee County Fairs.
- E. An exhibitor can show up to two dogs at fair. Each dog can be entered in different obedience & agility classes.
- F. Each exhibitor may only enter one costume class and one handling class with their dog.
- G. The costume class is a fun event. There will be no specific theme and you must use your imagination.
- H. Exhibitors with female dogs in season (in heat) will be allowed to show, but only at the end of their class. Please notify the superintendent, that you

have a female dog in season, before the dog show starts. Female dogs in season must be kept away from the show area until you are ready to show.

- I. Any exhibitor/ handler may be excused from competition if they: Cannot control thier dog; Interferes with another dog, exhibitor, or handler; or, abuses their dog anywhere on the fairgrounds.
- J. If an exhibitor has been excused from competition & has already shown, all ribbons, trophies, & premium money will be forfeited. Any screened (official) dog leader has the authority to tell any handler or exhibitor that their behavior is inappropriate. The superintendent must then be notified of the situation.
- K. In preparation for fair, attending project meetings, with your dog is highly recommended. The project meetings will help the exhibitor learn the skills necessary to compete. If an Exhibitor uses two dogs, each dog should be present at every other project meeting. Contact your group's dog leader for meeting times & additional information.

DRESS CODE

The dress code is as follows:

- Any clothing or jewelry that draws undue attention to one's self or is distracting to other handlers & spectators, is unacceptable.
- Denim clothing of any color or kind is not acceptable.
- No clothing with club name, personal identification, logos, sayings, or other printed words will be allowed.
- Flat shoes, such as tennis shoes, should be worn by all exhibitors in all classes.
- **Handling** - Skirts culottes, dresses or jumpers (with appropriate tops) no shorter than fingertip length are recommended. Dress slacks are acceptable. Dress slacks & a shirt or turtleneck are recommended (ties are optional).
- **Obedience & Agility** - Dress slacks are highly recommended for all participants.

EVALUATION & AWARDS

- 4-H rules (AKC obedience regulations annotated for Michigan 4-H Dog Care Project, parts 1 & 2) will be followed.
- Exhibitors showing dog(s) will also be evaluated on the grooming of their dog(s).
- In both obedience & agility, once a dog receives two qualifying scores, at a given level of achievement, the dog must advance to a higher level. The A & B classes of a given level of achievement are viewed together, as a single level. A qualifying obedience score is 170 points or more & qualifying agility score is 85 points or more. Once a dog has reached a given level of achievement, the dog may not show at a lower level, even with a different exhibitor. An exhibitor may return to a lower level with a different dog that has not previously achieved said level.

- Trophies will only be provided if the project members collect enough donations to cover the cost.
- To qualify for the Competitor Trophy the exhibitor must enter a Handling, Obedience & Agility class with the same dog. In Handling Class exhibitor must place (1st-6th) to qualify. In Obedience & Agility classes, the scores (as a percentage) will be combined. The exhibitor with the highest qualifying combined score will receive the Competitor Trophy.

CLASS LEVELS & SPLITS

Classes are split on each level by age.

The superintendent(s) and/or judge(s) reserve the right to split, combine, or cancel classes as the need arises.

Class Levels:

- "A" - first year at that level.
- "B" - A youth or dog who is exhibiting in that level additional years
- "C" is for all ages that have no interest in moving to the next level

When an exhibitor moves up to the next level, a class designated by "A" may be used again.

Two qualify scores in pre-novice to enter into this class.

Premium - ribbon only. Non qualification for the top competitor trophies.

DIVISION 1: HANDLING

CLASS

1. Handling, Class, A, ages 8 to 11
2. Handling Class, A, ages 12 & 13
3. Handling, Class, A, ages 14 & over
4. Handling Class B, ages 8 to 11
5. Handling, Class B, ages 12 & 13
6. Handling, Class, B ages 14 & over
7. Advance Handling Class will be a single class with all ages competing together.

DIVISION 2: OBEDIENCE

CLASS

1. Obedience, Sub Novice Class A, all ages (on leash)
2. Obedience, Sub Novice Class B, all ages (on leash)
3. Obedience, Sub Novice Class C, all ages (on leash)
4. Obedience, Novice Class A, all ages (heel free)
5. Obedience, Novice Class B, all ages (heel free)
6. Obedience, Graduate Novice Class, all ages (heel free)
7. Obedience, Advance Graduate Novice Class, all ages (off leash).
8. Obedience, Open Class, all ages (heel free)
9. Obedience, Pre-Utility Class, all ages (off leash)
10. Obedience, Utility Class, all ages (off leash)
11. Team Obedience 4 exhibitors dogs on leash

DIVISION 3: AGILITY

CLASS

1. Agility Beginners Class A (on leash)
2. Agility Beginners Class B (on leash)
3. Agility Intermediate Class A (off leash)
4. Agility Intermediate Class B (off leash)
5. Agility Advanced Class A (off leash)
6. Agility Advanced Class B (off leash)

DIVISION 4: COSTUME

CLOVERBUD RULES

Cloverbuds that have worked with their dog, & have their dog leader's endorsement, will have an opportunity to "show off" their efforts either prior to or immediately following the costume class. A dog information sheet & proof of vaccinations are required at the time of fair registration. Cloverbuds register under Department 82, Division 52.

CLASS

1. Costume Class, 8 to 11
2. Costume Class, 12 to 15
3. Costume Class, 16 to 19

DIVISION 5: Rally

RULES:

AKC Rally Regulations will be used at the discretion of Superintendent. When qualifying score is received in Rally Novice, dog must move to Rally Intermediate. Dog can only receive 2 qualifying scores in any other Rally level, after 2nd qualifying score the dog must move to next level. Dog may continue to show in Rally Excellent after receiving 2 qualifying scores. The Rally Intermediate class consists of Rally signs number 1 to 45 performed on a leash.

CLASS

1. Rally Novice A ages 8-11
2. Rally Novice A Ages 12-13
3. Rally Novice A Ages 14-19

YOUTH STATIC (NON-ANIMAL) PROJECTS

GENERAL RULES DEPARTMENT 60 TO 82

1. All exhibitors should read rules in these departments & understand the rules appearing at the beginning of the 4-H Youth Projects section of this Fair Premium Book (pg 5).
2. Limit of one (1) entry per class per exhibitor.
3. Projects in departments 60 through 82 (not including 82 - Cloverbuds) are rated on a variety of factors, including project quality, exhibitor age, experience in project area, and comparison of the exhibit to the standard set forth in the rules. In addition to A, B, & C ribbons, judges may award Special Honors & Extra Special Honors ribbons. Special Honors ribbons may be awarded to up to 10% of the entries, Extra Special ribbons to up to 5% of the entries. These awards are given for recognition only.
4. Projects entered in the incorrect department, division, or class will not be considered for special or extra special honors.

5. A composite project involving 2 or more distinct project skills may be exhibited in each of those skill areas. (e.g. a refinished chair with a caned chair-seat can be entered in the two appropriate classes.)
6. For participation in designated club exhibits, a minimum of 5 members or 10% of the club's total membership, whichever is larger, must be involved in the work and identified on the project exhibit.
7. Only one entry is needed for classes with group or club exhibits.
8. If an exhibitor is not able to be present for the interview, the project(s) may be brought for judging by another individual. Each project must be accompanied by a statement written by the exhibitor outlining the reason that the exhibitor could not be present for the interview and a description of the project, how it was completed, what was learned, and any other pertinent information. It is strongly recommended that the exhibitor be present for the interview whenever possible.
9. Projects will be released Sunday, August 1st from 1:00-3:00 pm only.
10. Lenawee County Fair is not responsible for any projects left after 3:00 pm on Sunday after the fair.

DIVISION 2: QUILTING & BLANKETS

A quilted item consists of three (3) layers.

CLASS

1. Project #1- quilt; hand or machine sewn & quilted
2. Project #2- quilt; hand or machine sewn & quilted
3. Project #1- blanket; hand or machine sewn
4. Project #2- blanket; hand or machine sewn
5. Project #1 -Misc. item; hand or machine sewn & quilted
6. Project #2 -Misc. item; hand or machine sewn & quilted

DIVISION 3: KNITTING

Exhibit of knitted item(s)

CLASS

1. Project #1
2. Project #2
3. Project #3

DIVISION 4: CROCHETING

Exhibit of crochet item(s)

CLASS

1. Project #1
2. Project #2
3. Project #3

DIVISION 5: CROSS-STITCH, HAND OR MACHINE EMBROIDERY, OTHER NEEDLEWORK

Exhibit of wall hanging, picture, embellished garment, etc.

CLASS

1. Project #1
2. Project #2
3. Project #3
4. Project #4

DIVISION 6: EDUCATIONAL EXHIBIT

LEARNING OBJECTIVE

Demonstrate with their project what they have learned through choices, value, costs, combinations & uses of clothing and/or accessories for their wardrobe.

CLASS

1. **Buymanship** – enter one (1) article of clothing purchased & a written story about the item. Include why you bought it, how much it cost, how it fits in your wardrobe, & how you will take care of it.
2. **Recycled garment or accessory** & brief description of procedure (use, cost, alterations, etc.) must be attached to recycled project.

Quilting, sewing, knitting, crocheting, or other hand and machine needlework skills (poster or attractive display of skills or techniques).

3. **Project #1**
4. **Project #2**
5. **Project #3**

4-H DEPARTMENT 60

Sewing & Needle Arts



SUPERINTENDENT Kris Eschedor

JUDGING —Fri. July 22 @ Building A

RULES

Exhibits in Divisions 1 & 2 must have been sewn by exhibitor. Tie blankets, plastic canvas, and other non-sewn item should be shown in Crafts Department 63.

DIVISION 1: SEWING

CLASS

1. **Project #1**—Sewn ensemble, garment or article of clothing
2. **Project #2**—Sewn ensemble, garment or article of clothing
3. **Project #1**—Non-garment: stuffed animal, pillow, etc.
4. **Project #2**—Non-garment: stuffed animal, pillow, etc.
5. **Three-in-one:** a constructed garment & purchased garment with personalized decoration (appliqué, sequins, cross-stitch, etc.

DIVISION 7: 4-H RUNWAY

JUDGING — Sat. July 30 2PM Bandshell

RULES

- A. The project must be entered and judged in the appropriate section 1-6. The project will be displayed during the week in Building A, released for the 4-H Runway class, and then returned for display in Building A.
- B. Exhibitor will write a description of the garment to be read during 4-H Runway. This description will be turned in during project judging on Friday, July 22.
- C. If the garment/outfit was made for someone else, that person may model it. The exhibitor will also be present on stage.

CLASS

1. Constructed (sewn) garment
2. Buymanship (see Division 6 class 1 for description)
3. Recycled garment or accessory
4. Knitted or crocheted garment or accessory
5. Garment or accessory with cross-stitch, hand embroidery, machine embroidery, or other needlework.

DIVISION 8: PROJECT RECORD BOOK

LEARNING OBJECTIVE

Develop the ability to set goals, design & carry out a plan of action for a project, summarize, & self-evaluate. Project Record Books are available online or by contacting the MSU Extension 4-H Office.

CLASS

1. Project record book - sewing
2. Project record book - quilting
3. Project record book - knitting
4. Project record book - crocheting
5. Project record book - cross-stitch, hand embroidery, machine embroidery, other needlework
6. Project record book - 4- H Runway



4-H DEPARTMENT 61

Foods & Nutrition & Culinary Arts



SUPERINTENDENTS

Darla Lewis **Meriah Roesch**
Carol Wallerstein **Ashley Warrick**

JUDGING — Sat. July 23 Building A

RULES

- A. Exhibits will be judged according to age classification: Junior (9-12), Intermediate (13-15), Senior (16-19), and the specific experience of the exhibitor.
- B. Due to health concerns of spoiling food items, some foods will not be displayed. We will take pictures of each food item and display a photograph of the item along with the exhibitor's name, age, and club. Foods that will not spoil will be displayed.
- C. Food items should be attractively displayed for judging.
- D. For judging, bring entire food item for larger products (cakes, breads, etc.) Bring 3-6 items for smaller products (cookies, muffins, rolls, candies, etc.).
- E. **Bring the recipe for each of the food item(s).** Recipes with exhibitor's name should be accurate and neatly written or typed. Do not photocopy or print a recipe from the internet to hand in.
- F. Place Settings will be selected for display; See Division 6.
- G. Picnic Baskets are to be packed with actual food items. After judging, foods are to be replaced with pictures representing the foods that were in the basket. See Division 1 class 4.

DIVISION 1: FOOD PREPARATION

CLASS

1. Food item made by exhibitor as 4-H project.
2. Microwave Cooking. Microwave food item prepared from scratch.
3. Convenience Foods. Food item having as its base a convenience food. The exhibitor is to have added to or altered the basic convenience food recipe.
4. Outdoor Meals. Packed lunch, picnic basket, homemade equipment, etc. (See Rules G)
5. Low calorie and/or low fat food item. Include nutritional guidelines with recipe.
6. Family Garden Food - Produce grown by exhibitor made into a food item.
7. Appetizers
8. Salads & Soups
9. Breads
10. Entrée
11. Side dishes
12. Desserts
13. Snacks

DIVISION 2: CAKE DECORATING, COOKIE DECORATING & CANDY MAKING

RULES

- A. Cake Decorating: No more than three (3) tiers.
- B. Cakes cannot be constructed on site.
- C. Decorated cakes must be displayed on a firm base
- D. Real cakes only.
- E. Superintendent will use discretion on condition of displayed items during the week.

CLASS

1. Cake Decorating. All Ages. Must be displayed on firm cake board.
2. Decorated item: Novice Class, first time exhibitors in decorated item.
3. Advanced Cake Decorating. Use of gum paste, color-flow techniques, etc.
4. Decorated Specialty Item such as a Gingerbread House, etc. MUST be entirely edible.
5. Decorated Cupcakes. An attractive display of decorated cupcakes.
6. Decorated Cookies. An attractive display of decorated cookies.
7. Decorated Item. Purchased candy/item used to decorate cake, cupcakes or cookies.
8. Candy Making 1— Attractive display of molded candies.
9. Candy Making 2— Attractive display of painted molded candy.
10. Candy Making 3— Dipped candy, e.g. fruit, cookies, pretzels, etc.
11. Candy Making 4— Molded filled candy. Use of mold, e.g. crème filled, chocolate filled, chocolate covered cherries, peanut butter, etc.
12. Candy Making 5— Attractive display of cooked candy, e.g. beaten, brittle, pulled type of candy, etc.
13. Candy Making 6— Specialty item, e.g. Easter eggs, jewelry box, basket, etc.
14. Candy Making 7—. Display of candy consisting of two (2) pieces each of: molded chocolate, painted chocolate, dipped or filled chocolate, cooked candy.



DIVISION 3: FOOD PRESERVATION

RULES

- A. Foods must be canned, frozen or dried during the last twelve (12) months.

CLASS

1. Canning One(1) item labeled and dated. Fruits, vegetables, jams, jelly, etc.)
2. Canning. Three (3) items labeled & dated in any combination – each a different food item e.g. fruits, vegetables, jams, jelly, etc.
3. Frozen Foods. Two (2) different food items; labeled & dated in any combination e.g. fruits, vegetables, jams jellies, baked goods, casseroles, etc.
4. Dried Foods. Exhibit of the dried food item and written explanation of the process used on a 14”x22” poster.

DIVISION 4: FOOD SCULPTURE

LEARNING OBJECTIVE

Youth will learn & demonstrate the basic principles of presentation & artistic design.

RULES

- A. At least three types of vegetables and/or fruits must be used.
- B. The entire sculpture must be edible. (Components may be attached with toothpicks.)
- C. Entries will be judged on appearance & creativity.

CLASS

1. Food sculpture

DIVISION 5: EDUCATIONAL EXHIBIT

LEARNING OBJECTIVE

Youth will learn & demonstrate the basic principles of preservation, preparation & related topics for current food & nutrition area.

RULES

- A. Exhibits may consist of 14” x 22” poster, 3-D mobile, PowerPoint presentation, etc., unless noted otherwise. Poster or exhibit (Food Preparation, Food Safety, My Plate, Special Diets, Nutrition, Foreign Foods, etc.)

CLASS

1. Educational Display. All ages.
2. Educational Display #2 All ages.

DIVISION 6: PLACE SETTINGS

LEARNING OBJECTIVE

Youth will learn & demonstrate the basic principles of formal & informal place settings.

JUDGING TIME—Sat. July 23 Building A

RULES

- A. One (1) complete individual place setting for table or tray, no larger than 24"X24" (to include appropriate cloth or mat, dishes, tableware, etc.).
- B. Any theme or occasion, such as breakfast, luncheon, picnic, party, formal dinner, etc. may be used in the appropriate class.
- C. Theme and/or occasion and the meal menu, identified on a 3"x5" card, must accompany the exhibit.
- D. Centerpieces are optional.
- E. Due to space limitations, a number of place settings will be selected to remain on display Fair Week in Youth Exhibit Building A. Place settings not chosen for display must be removed by 4 pm

CLASS

1. Informal Place Setting
2. Formal Place Setting

DIVISION 7: OPEN FIRE COOKING

JUDGING —Sat. July 23 4-H Center

RULES

- A. Selected heat source will be provided.
- B. Food must be cooked & prepared by exhibitor on the fairgrounds.
- C. Must schedule a demonstration time to prepare food. Superintendent will contact exhibitors prior to judging day to schedule.
- D. Exhibitor will be judged while preparing/cooking the food. Exhibitor will be judged based on ability and knowledge of cooking their chosen food using the heat source they chose.
- E. Food will not be displayed through the week, but photos will be exhibited.

CLASS

1. Charcoal
2. Wood/open flame

DIVISION 8: PROJECT RECORD BOOK

LEARNING OBJECTIVE

Develop the ability to set goals, design & carry out a plan of action for a project, summarize, & self-evaluate. Project Record Books are available online or by contacting the MSU Extension 4-H Office.

CLASS

1. Project Record Book

4-H DEPARTMENT 62

Art



SUPERINTENDENTS

Amy Pelham

MaKayla Beck

JUDGING —Fri. July 22 Building A

RULES

- A. All wall art exhibits should be ready to hang on pegboard by using wire or heavy cord with screw eyes, sawtooth, or claw hangers. No staples, tape, duct tape, fish line, etc. to be used for hanging.
- B. Frame is not required, but strongly suggested. Paintable edge canvas is permitted, if edges are painted. Canvases must have screw eyes and wire to hang.
- C. Wall pictures will be hung to the best of the superintendent's ability. Superintendent is not responsible for damaged art.
- D. Exhibits not following the above guidelines will not be considered for special honors.
- E. No Lego kits in Division 2 Sculpture. Lego projects should be entered in Dept. 82. Misc. Division 22 Class 1 or 2.

DIVISION 1: SKETCHES / PAINTINGS

CLASS

1. Pencil
2. Color Pencil
3. Ink
4. Charcoal
5. Pastels
6. Acrylic
7. Oil
8. Watercolor
9. CAD, Graphic Design
10. Mixed Media

DIVISION 2: SCULPTURE

CLASS

1. Paper Mache
2. Plaster of Paris Masks
3. Metal, including wire
4. Wood
5. Stone
6. All Other Projects (except clay-based, fired (kiln-dried), air dried, oven dried sculptures. These should be entered in Dep. 62 *Ceramics, DIVISION 11 Pottery & Sculpture.*)

DIVISION 3: MOSAICS

CLASS

1. Stepping Stones
2. Paper
3. Cut/broken glass
4. All Other Projects

DIVISION 4: CALLIGRAPHY

RULES

CLASS

1. Project 1
2. Project 2

DIVISION 5: STRING ART

CLASS

1. Beginning String Art—1st year (kit, workshop, or own design)
2. Intermediate String Art—2nd year & above (kit, workshop, or own design)
3. Advanced String Art—2nd year & above (all steps of project member designed and created)

DIVISION 6: YARD ART

CLASS

1. Project 1
2. Project 2

DIVISION 7: GROUP ART PROJECT

CLASS

1. Sketches/Paintings
2. Sculpture
3. Mosaics
4. Calligraphy
5. String Art
6. Yard Art

DIVISION 8: PROJECT RECORD BOOK

LEARNING OBJECTIVE

Develop the ability to set goals, design & carry out a plan of action for a project, summarize, & self-evaluate. Project Record Books are available online or by contacting the MSU Extension 4-H Office.

CLASS

1. Project Record Book

4-H DEPARTMENT 62

Ceramics



SUPERINTENDENTS

Amy Pelham

MaKayla Beck

JUDGING —Fri. July 22 Building A

RULES

- A. Exhibitor may enter one (1) item of each method in each Division. (Example: air brush, stain or glaze, hand-molded clay, dry brush, chalk, etc.) Techniques must be identified on the exhibitor's entry form.
- B. All pieces should be neat & properly cleaned.
- C. Personal tastes, such as color, antiquing, type of finish, are the choice of the exhibitor; however, the combination of the finishes & accessories will be considered in the total appearance of the article when judged.
- D. No felt should be placed on the bottom of the ceramic pieces.
- E. The application & overall appearance of pieces with artificial articles used (e.g. eye-lashes, wooden bases) will be considered.
- F. Vases, planters, etc. may contain plants, but must be removable for complete evaluation.
- G. All items are required to be kiln-fired, except Division 11.
- H. Pieces with plug cords should have ties around cord to keep together.
- I. All loose pieces should be attached by glue or floral clay. Multiple pieces should be mounted on a temporary base.

DIVISION 10: CERAMICS

MADE FROM POURED GREENWARE

CLASS

1. Ceramic Item #1
2. Ceramic Item #2
3. Ceramic Item #3
4. Grouping (set of related ceramic pieces; e.g. chess pieces, fairies)

DIVISION 11: POTTERY & SCULPTURE

RULES

- A. Pieces may be made by hand or wheel. Projects may be kiln-dried, air dried, or oven dried.

CLASS

1. Project #1—Free form sculpture
2. Project #2—Free form sculpture
3. Project #1—Wheel thrown sculpture
4. Project #2—Wheel thrown sculpture
5. Project #1—Slab/coil sculpture
6. Project #2—Slab/coil sculpture
7. Grouping (set of related pieces; example: chess pieces, bowls, etc.)

DIVISION 12: PORCELAIN

CLASS

1. Dolls
2. Figurines
3. China Painting

DIVISION 13: PROJECT RECORD BOOK

LEARNING OBJECTIVE

Develop the ability to set goals, design & carry out a plan of action for a project, summarize, & self-evaluate. Project Record Books are available online or by contacting the MSU Extension 4-H Office.

CLASS

1. Project Record Book

4-H DEPARTMENT 63

Crafts



SUPERINTENDENTS

Amy Cottrill **Briana Green**

JUDGING —Fri. July 22 Building A

RULES

- A. A craft is something made by hand with skill & careful attention to detail, e.g. decoupage, tole painting, candles, tin punch, latch hook, jewelry, glass etching, baskets, hand tied blankets (not sewn), leather craft, etc.
- B. An exhibitor may not enter more than two craft exhibits of the same type. Example: no more than two leather craft exhibits.
- C. All multiple-pieced projects must be mounted on a permanent or temporary base for the prevention of being lost.
- D. All hanging projects must come the day of judging with attached hooks or hangers.

DIVISION 1: CRAFTS

CLASS

1. Craft Item #1
2. Craft Item #2
3. Craft Item #3
4. Craft Item #4
5. Craft Item #5
6. Craft Item #6
7. Craft Item #7
8. Craft Item #8

DIVISION 2: PROJECT RECORD BOOK

LEARNING OBJECTIVE

Develop the ability to set goals, design & carry out a plan of action for a project, summarize, & self-evaluate. Project Record Books are available online or by contacting the MSU Extension 4-H Office.

CLASS

1. Project Record Book

4-H DEPARTMENT 63

Lost Arts



SUPERINTENDENTS

Amy Moore **Janet Taylor**

JUDGING —Fri. July 22 & Sat. July 23

Building B

DIVISION 10: AMERICAN HERITAGE

LEARNING OBJECTIVE

Learn to express your thoughts through the written word in the form of poetry, prose, essay, fiction, history, & journalism/related creative writing, i.e. family tree, cultural heritage, town history, etc.

RULES

Exhibit should include a poster, scrapbook, etc. that can be displayed. Exhibitor may bring audio, video, and computer projects, but must bring a device for the judging process. The device will be taken home after judging. Internet hotspot will be available for judging.

CLASS

1. Family Tree
2. Cultural Heritage
3. Interview
4. Town History
5. Other
6. Project Record Book

DIVISION 11: HANDSPUN YARN

RULES

- All handspun from raw fiber.
- Woven items must be at least 50% handspun.
- Item must be finished & ready to use.
- Please indicate fiber & dye (if used).

CLASS

- Single ply yarn
- Two (2) ply yarn
- One (1) ply novelty
- Two (2) ply novelty
- Animal fiber (specify)
- Plant fiber (specify)
- Small article made from handspun yarn - e.g. hat, placemat, etc.
- Large article made from handspun yarn - e.g. sweater, afghan, etc.
- Project Record Book

DIVISION 12: METAL TOOLING

LEARNING OBJECTIVE

Exhibitor will learn and demonstrate the basic principles of metal tooling.

CLASS

- Project 1
- Project 2
- Project Record Book

DIVISION 13: SCRAPBOOKING

RULES

Exhibit may include a display of photographs, articles, scrapbooks, tape recordings, etc. that portray activities related to the family or special events.

CLASS

- Project 1
- Project 2
- Project Record Book

4-H DEPARTMENT 63

Wood Science

SUPERINTENDENT Karen DeCoster

JUDGING — Fri. July 22 Building B

DIVISION 20: WOODWORKING

CLASS

- Exhibit of project made with pre-fabricated materials
- Exhibit of project
- Group Project made by two (2) or more members

DIVISION 21: WOODCARVING

CLASS

- Project 1
- Project 2

DIVISION 22: WOODBURNING

CLASS

- Project 1
- Project 2

DIVISION 23: FURNITURE RESTORATIONS

CLASS

- Refinished article
- Painted or antiqued article
- Upholstered article
- Caned article

DIVISION 24: PROJECT RECORD BOOK

LEARNING OBJECTIVE

Develop the ability to set goals, design & carry out a plan of action for a project, summarize, & self-evaluate. Project Record Books are available online or by contacting the MSU Extension 4-H Office.

CLASS

- Project Record Book

4-H DEPARTMENT 64

Photography

SUPERINTENDENTS

Sue Andrews

Mark Moll

JUDGING — Fri. July 22 & Sat. July 23

Building B

RULES

- Exhibitor will not be allowed to use the same photo(s) in more than one (1) class.
- Classes 1-7 are to be mounted on a black or white 11' by 14" mat board. Classes 1-4 are to have four (4) photos mounted to a single 11"x14" black or white mat board. Classes 9-10 that black or white mat board can be larger than 11" by 14".
- Do not frame exhibit. No writing on front of exhibit is

- permitted.
- D. Photos should be mounted neatly and securely. Do not overlap any part of another photo. Photo mount, spray adhesive, rubber cement, and professional archival photo mounting tape (not Scotch tape) are recommended.
 - E. Related exhibits contain photos with similar subjects: animals, buildings, landscapes, a sequence, etc.
 - F. Photos must be printed on quality photo paper at a proper resolution to give a clear photographic image.
 - G. Computer manipulated images should be exhibited in class 8 and the exhibitor should be able to explain how the manipulation was done. (This manipulation does not include cropping, color correction, or sharpening, which are acceptable on any photos).
 - H. Exhibits not meeting all rules or incorrectly entered will not be considered for special or extra special honors and

DIVISION: 1

CLASS

1. Related black & white photos
2. Unrelated black & white photos
3. Related colored photos
4. Unrelated colored photos
5. Exhibit emphasizing a specialized camera (at time of exposure) technique or procedure used or developed by the exhibitor.
6. Exhibit emphasizing a specialized computer enhanced technique or procedure used or developed by the exhibitor.
7. Enlargements: either one (1) or two (2) 5"x7" enlargements or one (1) 8"x10" enlargement.
8. Digital slideshow with written commentary (PowerPoint-like program).
9. Photo collage (exhibit made by one 4-Her). Display ten (10) to fifteen (15) photos as a collage. The photos should have one theme and may be various sizes.
10. Group photo collage of 10-15 photos by at least 3 exhibitors. The photos should have one theme and may be various sizes.

DIVISION 2: PROJECT RECORD BOOK

LEARNING OBJECTIVE

Develop the ability to set goals, design & carry out a plan of action for a project, summarize, & self-evaluate. Project Record Books are available online or by contacting the MSU Extension 4-H Office.

CLASS

1. Project Record Book

4-H DEPARTMENT 67

Floriculture



SUPERINTENDENTS

Johanna Lentz

Lauren Taylor

JUDGING — Fri. July 22 Building A

LEARNING OBJECTIVE

The exhibitor will gain fundamental knowledge & skills of horticulture & develop an exhibit that utilize the experimental & plant science topics, as well as their own creativity to display an attractive & educational exhibit. **Exhibitor should water plants and replace wilted flowers as needed.**

DIVISION 1: FLOWER GARDENING

CLASS

1. Annual Flower over 3½ inch diameter: three (3) flowers alike with foliage attached.
2. Annual Flower under 3½ inch diameter: three (3) alike flowers with foliage attached.
3. Bulb-tuber class under 3½ inch diameter: three (3) alike flowers with foliage attached.
4. Bulb-tuber class over 3½ inch diameter: one (1) flower with foliage attached.
5. Gladiolus: one (1) stem with foliage.
6. Perennial Flower: three (3) flowers with foliage attached.
7. Roses: single specimen with foliage attached.

DIVISION 2: FLORAL ARRANGEMENT



Fair Flower:

Fair Theme: Red, White and Blue This one's for you.

CLASS

1. Floral arrangement using home grown flowers; fresh or dried
2. Centerpiece - round/oval
3. Centerpiece with candle - round/oval
4. Basket arrangement
5. Roadside arrangement - using roadside materials only - (Flowers & container)
6. Fair arrangement using Fair flower & the Fair theme
7. Any arrangement using a figurine in the arrangement
8. Mixed arrangement in an unusual container

FLORAL ARRANGEMENT USING FRESH PURCHASED FLOWERS

9. Round Arrangement
10. Centerpiece (oval) crescent or S-curves
11. Triangle one-sided or L-shape
12. Line arrangement, free form, or stylized
13. Floral arrangement using the fair theme

SPECIAL OCCASION FLOWERS

14. Tie a bow for the judge. Must have center & several loops. Exhibitor furnish own materials
15. Simple pin-on corsage
16. Advanced wrist corsage
17. Round Bouquet in holder nosegay or Tussey mussy
18. Bridal Bouquet
19. Boutonniere for special occasions

FLORAL ARRANGEMENT USING DRIED OR SILK MATERIALS

20. Round Arrangement
21. Centerpiece (oval) crescent or S-curves
22. Triangle one-sided or L-shape
23. Line arrangement, free form or stylized

WREATH & WALL MANTEL ARRANGEMENT OF FRESH, DRIED OR SILK MATERIALS

24. Wreath with fresh/live floral spray
25. Wreath of dried plant & floral materials
26. Wreath of silk floral materials.
27. Wall plaques or mat
28. Large decorated hat
29. Wall basket
30. Mantel Piece

HOLIDAY FLORAL ARRANGEMENTS

30. Any arrangement depicting a particular holiday (using fresh, dried, or artificial flowers)

DIVISION 3: INDOOR GARDENING

CLASS

1. Flowering house plant
2. Indoor hanging basket. Grown for foliage, flowering, or fruiting
3. Terrarium. Minimum of three (3) plants grown in an appropriate container
4. Dish garden. Minimum of three (3) living plants
5. Beginning Bonsai, grow and train an indoor plant to become a Bonsai. Such plants could include a Jade tree, juniper, etc. Bonsai started in the last 9 months
6. Bonsai. Grow & train an indoor plant to become a Bonsai. Such plants could include Jade tree, Miniature Juniper, or other indoor plants. As Bonsai take years to create, this could be purchased, but it must be cared for & trained for nine (9) months to one (1) year by member.
7. Outdoor water garden
8. Topiaries. A plant grown & trained into a shaped form
9. House plant. A plant that the exhibitor has grown & cared for at least two (2) years.
10. Fairy garden. Minimum of three (3) living plants.
11. Succulent bowl or wall hanging. Minimum of 3 plants.

DIVISION 4: OUTDOOR GARDENING

CLASS

1. Mixed outdoor container – sunny location
2. Mixed outdoor container – shady location
3. Outdoor container of annuals in an unusual container
4. Hanging basket (plants currently kept outdoors)

DIVISION 5: CLUB DISPLAY

4-H Club Members work together using the Fair Theme to plant a large outdoor container using annual flower.

CLASS

1. Club Display

DIVISION 6: PROJECT RECORD BOOK

LEARNING OBJECTIVE

Develop the ability to set goals, design & carry out a plan of action for a project, summarize, & self-evaluate. Project Record Books are available online or by contacting the MSU Extension 4-H Office.

CLASS

1. Project Record Book

4-H DEPARTMENT 68

Horticulture



SUPERINTENDENT Johanna Lentz

JUDGING— Sat. July 23 Building A

LEARNING OBJECTIVE

The exhibitor will gain fundamental knowledge and skills of horticulture and develop an exhibit that utilize the experiential and plant science topics, as well as their own creativity to display an attractive and educational exhibit.



RULES

- A. Any exhibit with disease or insect infestation will be disqualified. The exhibit will receive a C ribbon and not allowed to remain at fair.
- B. Exhibitors must water live plants on Tuesday and Thursday of Fair Week.
- C. For project expectations & guidelines please visit the 4-H Office for bulletins & other resources.
- D. All exhibits must be planted by, cared for, & selected by exhibitor.
- E. Notify superintendent or 4-H Office one (1) week prior to fair for any special accommodations.

DIVISION 1: PLANT & SOIL SCIENCE

RULES

Make an educational display utilizing models, equipment, displays, posters, PowerPoint, etc.

CLASS

1. Demonstration or example of nontraditional plant growth techniques, using equipment, models, posters, etc. (i.e. Hydroponics, Aquaculture)
2. Soils - demonstration or experimentation with different soil types & soil amendments (i.e. soil testing, altering soil).
3. Plant Propagation – different techniques to starting a plant (including seed paper).
4. Weed & Insect Control – Home remedies to controlling weeds & insects. (i.e. Integrated Pest Management, etc.)

DIVISION 2: CROP SCIENCE

RULES

- A. Members completing last year's corn or bean project & enrolled in project again this year may exhibit last year's crop.
- B. No club entries permitted.
- C. Crop and variety must be identified attached to exhibit on a 3"x5" card.
- D. Crops must be grown by exhibitor.
- E. Dried grains classes are not for first (1st) year exhibitors. Must have been enrolled in 4-H the previous year. Dried grains are considered to be popcorn & jarred grains.

Identify variety of crop in each class.

CLASS

1. Corn: nine (9) ear exhibit.
2. Corn: two (2) one quart jars.
3. Field corn: five (5) stalks, roots cleaned.
4. Popcorn: nine (9) ear exhibit.
5. Sweet corn (in season): five (5) ear exhibit in husk.
6. Soybeans: two (2) one quart jars.
7. Soybean plants in bundle of ten (10), roots cleaned.

8. Oats: two (2) one quart jars.
9. Barley: two (2) one quart jars.
10. Wheat: two (2) one quart jars.
11. Potato: individual exhibit of thirty-two (32) tubers.
12. Hay: four (4) to six (6) inch wide flakes in clear plastic.
13. Straw: four (4) to six (6) inch wide flake in clear plastic.
14. Weed identification exhibit: selection of fifteen (15) to twenty (20) different common weeds, properly identified & displayed.
15. Educational poster on Crop Science: showing research information.
16. Educational display: examples, poisonous weeds vs. edible weeds, soil identification tests & classification.
17. Crop records – from planting through harvesting (record of seed purchased, insecticides, herbicides, sale, etc.).
18. Special or unusual crops.

DIVISION 3: VEGETABLE GARDENING

RULES

- A. Products exhibited must be planted, cared for, harvested, & selected for display by exhibitor.
- B. Crop and variety must be identified attached to exhibit on a 3"x5" card.
- C. Judging based on exhibition requirements: product, uniformity, quality, appropriate quantity, attractiveness, & knowledge of project (e.g. soil type & preparation, planting techniques, harvesting, etc.) in relation to years & experience in project. Suggested reference for selecting vegetables for exhibiting see bulletin Selecting Vegetables for Exhibiting, bulletin number 4-H 1175. Available at MSU Extension Office.
- D. Exhibitors are to furnish 9-inch white disposable plates for appropriate classes
- E. Group of three (3) 9-inch plates must be attached to a 6"x24" white covered wooden board or heavy cardboard.
- F. Box for displaying vegetables (class 3) may be purchased at the MSU Extension Office.
- G. Exhibitors are to water live plants on Tuesday and Thursday of Fair Week.

CLASS

1. One (1) 9-inch plate of one (1) kind of vegetable. (e.g. One (1) plate of Big Boy Tomatoes). This class is limited to first or second year in project.
2. Three (3) 9-inch plates, one (1) plate each of three (3) different kinds of vegetables.
3. One (1) box of at least six (6) or not more than twelve (12) kinds of vegetables. Exhibitor must have three (3) or more years in project.
4. Display a container garden (e.g. producing tomato, eggplant, pepper plant, etc. planted & grown in planter or container).
5. One (1) basket, no larger than 18-inches diameter, of five (5) different varieties of one (1) vegetable.

DIVISION 4: HERBS

RULES

- A. Exhibit must be planted by, cared for, & selected by exhibitor.
- B. Variety or identification of herbs should be attached on the exhibit with 3"x5" card.
- C. Exhibitors are to furnish their own container.

CLASS

1. Herb collection - poster (14"x22") or scrapbook.
2. Gardening herbs – educational display illustrating herb plants & explanation of uses.
3. Roadside herbs – educational display illustrating herb plants & explanation of uses.
4. Herbs fresh – fresh cut or potted. Plants must be identified. Minimum of three (3) different herbs.
5. Herbs dried – displayed attractively & identified. Minimum of three (3) varieties.
6. Herb decorations & culinary products. Items made from herbs grown by exhibitor (e.g. potpourri, nosegay wreath, soap, etc.).
7. Herbs pressed – herbs displayed & identified.
8. Herb topiary – potted plant of individual design.

DIVISION 5: FRUITS & NUTS

RULES

- A. Exhibits must be planted by, cared for, & selected for display by exhibitor. Exception: tree fruits, may use an established tree planted by someone else, but must be cared for, harvested, & selected for exhibit by exhibitor.
- B. Variety & identification of produce must be on 3"x5" card attached to exhibit.
- C. Judging based on exhibiting requirements: product uniformity, quality, appropriate quantity, attractiveness, & knowledge of projects in relation to years of experience.
- D. Exhibitors are to furnish their own containers.

CLASS

1. Plate of five (5) fruits (all one (1) variety).
2. Berries (e.g. raspberries, gooseberries, etc.) attractively displayed.
3. Nuts (e.g. walnuts, hickory, etc.) attractively displayed.
4. Suitable container, basket or plate of five (5) different varieties of one (1) fruit.
5. Fruit plant growing in a container
6. Fruit tree growing in a container
7. Nut plant growing in a container
8. Nut tree growing in a container

DIVISION 6: CREATIVE GARDENING

RULES

- A. Products exhibited must be planted, cared for, & selected for display by exhibitor.

CLASS

1. Creatively decorated vegetable or fruit. Exhibit only one (1) but may use others as part of decoration for total exhibit.
2. Unusual or ornamental vegetable.
3. Garbage or kitchen garden. Plants propagated from kitchen leftovers.
4. Useful article from fruit or vegetable.
5. Artistic seed design. Art must be in a frame (no glass), ready to hang, or self-supporting to sit on a shelf. No larger than 18"x36". Seeds do not need to be from plants that were cared for by exhibitor. Identify the seeds on a 3"x5" card indicating seeds are from vegetables or fruits.
6. One (1) straw bale garden. Exhibitor should identify the fruit(s) or vegetable(s) growing in the bale, including the varieties, on a 3"x5" inch card attached to the project.

DIVISION 7: ORNAMENTAL & DECORATED GOURDS

RULES

- A. Exhibit must be planted, cared for, & selected for display by exhibitor.

CLASS

1. Two (2) Lagenaria gourds grown by exhibitor this season.
2. Five (5) assorted ornamental gourds grown by exhibitor this season
3. One (1) unusual natural or hand trained gourd grown by exhibitor.
4. One (1) decorated dried gourd (e.g. painted, wood burned, carved, etc.). Gourd must be grown by exhibitor in previous growing season.
5. One (1) useful article made from dried gourd(s) (e.g. a bird house or feeder, musical instrument, etc.). Gourd must be grown by exhibitor in previous growing season.
6. One (1) creatively decorated gourd: may use other vegetables as part of the decoration and/or other accessories. Gourd may be fresh or grown by exhibitor in previous growing season.



DIVISION 8: SCARECROWS - INDIVIDUAL

LEARNING OBJECTIVE

Produce an original artistic design using natural materials.

RULES

- A. Scarecrow may be made from any material stuffed with straw, or fiber fill, etc.
- B. Scarecrow should have a face/head. No Halloween-type face masks. Recommended for face: any dried material (including dried gourd), cloth, etc.
- C. Fabric may be used for clothing.
- D. May range in size from 2' to 3' OR 4' to 6'.
- E. SCARECROW MUST BE ABLE TO HANG ON WALL BY HOOK WITHOUT FALLING APART.
- F. NO FRESH PRODUCE OR FRUIT WILL BE ACCEPTED AS PART OF DISPLAY.

CLASS

1. Beginner (8-11 years)
2. Junior (12-14 years)
3. Senior (15 years & over)
4. Club Project

DIVISION 9: LANDSCAPE

RULES

- A. Individual or club entries permitted.
- B. Photos, sketches, models, or other forms of visual representation of work completed should not exceed 18x24 inches. Indication of scale of sketch, model, or drawing should be clearly indicated, as well as indication of direction (N.S.E.W.). (Normally the top of the sheet should represent the direction of North).
- C. Emphasis should be given to practical layouts, careful lettering, & graphic contrasts so the exhibit may be seen at a distance.

CLASS

1. Home grounds: individual entry depicting "before-during-completed" aspects of project. (Six (6) photo minimum).
2. Home landscape model showing "before-during-completed" aspects of project. Six (6) photo minimum.
3. Landscape design or drawing. Design or drawing will show a proposed plan that has not been completed.
4. Innovations of landscaping: three-dimensional entry to scale required.
5. Group/Club landscape: club exhibit to depict "before-during-completed" aspect of project. Six (6) photo minimum.
6. Butterfly Garden
7. Pollinator garden
8. Visual demonstration of landscaping skills (Example: pruning. Exhibitor should include necessary equipment

and materials, branches, etc. to demonstrate skill. A poster or trifold board should be left on display after judging, but equipment and materials may be taken home.)

DIVISION 10: CLUB DISPLAY

Wheelbarrow or Coaster Wagon arranged with vegetables, fruits, or other farm crops by 4-H Club Members

CLASS

1. Club Display

DIVISION 11: PROJECT RECORD BOOK

LEARNING OBJECTIVE

Develop the ability to set goals, design & carry out a plan of action for a project, summarize, & self-evaluate. Project Record Books are available online or by contacting the MSU Extension 4-H Office.

CLASS

1. Project Record Book

4-H DEPARTMENT 69

Youth Sciences



SUPERINTENDENTS

Amber Havelka

Jolene Siebarth

Monica Siebarth

JUDGING — Fri. July 22 Building B 5:30-7PM

DIVISION 1: VETERINARY SCIENCE

LEARNING OBJECTIVE

Demonstrate with their project what they have learned in veterinary science

RULES

Three-dimensional exhibit may consist of items used and/or show procedures in completing study for the project.

CLASS

1. Individual exhibit
2. Group Exhibit
3. Project Record Book

DIVISION 2: ENTOMOLOGY

LEARNING OBJECTIVE

Learn the basic anatomy, preservation, presentation of insects for entomology project. Demonstrating skill & knowledge of life cycles, feeding, & related habits of the insect world.

CLASS

1. Entomology I: individual exhibit of twenty (20) or more labeled adult insects representing as many orders as possible (use exhibit box)
2. Entomology II: fifty (50) adult labeled insects representing as many orders as possible (use exhibit box)
3. Entomology III: sixty (60) to one hundred (100) adult insects representing as many orders as possible (use one (1) or two (2) exhibit boxes)
4. Entomology IV: fifteen (15) to twenty-five (25) embedment of insects in plastic (use a standard exhibit box of 18"x24"x2½")
5. Entomology V: one hundred (100) to two hundred (200) adult and/or immature insects suitably preserved & labeled in two (2) standard boxes
6. Entomology VI: display pertaining to member's experimental problem. Design to occupy not more than 36"x36" area against a wall or a 36"x36" area on a table top.
7. Display of living insects (confined) with explanation
8. Display of plants damaged by insects with explanation
9. Creative display relating to project with explanation
10. Scientific illustration set of three (3) black & white penciled drawings of insects in any selected stage of their life cycle. Actual drawing size should conform as closely as possible to 6"x6". Drawing should be mounted individually on a suitable 12"x12" card & covered with plastic or similar material. A notebook or folder of the study & practice sketches should be included together with the specimens that are illustrated. Color drawings are not advised.
11. Group exhibit of Project
12. Project record book

DIVISION 3: BEEKEEPING

CLASS

1. Honey: four (4) jars of extracted honey, labeled light or dark, or three (3) DIVISIONS of comb honey.
2. Honey plants: exhibit of ten (10) or more honey and/or pollen plants pressed & mounted singly on 14"x22" white mounting cards. Give name, time of peak bloom, habitat, importance to bees, & local abundance.
3. Observation hive: display bees & their activity. Be prepared to explain the honey making process.
4. Group Project
5. Individual Project
6. Project Record Book

4-H DEPARTMENT 69

TECHNOLOGY



SUPERINTENDENTS

Amy Moore

Janet Taylor

JUDGING — Fri. July 22 & Sat. July 23

Building B

DIVISION 10: COMPUTER/OTHER TECHNOLOGY

LEARNING OBJECTIVE

Demonstrate with their project what they have learned through the study of computer science & other technology.

RULES

Exhibit should include a poster, photos, etc. for explanation or highlights of project that can be left for display.

CLASS

1. Scratch Coding
2. Web page design

3. Poster No Larger than 36" by 48"
4. Other
5. Project record book

DIVISION 11: MODEL ROCKETRY

LEARNING OBJECTIVE


Gain fundamental knowledge of rocketry, with construction, principles, & applications.

RULES

- Do not bring engines

CLASS

1. Exhibit of project
2. Poster no smaller than 11"x14", no larger than 36"x48" about building rockets, flight process, types of rockets, etc.
3. Project Record Book



4-H DEPARTMENT 69

Power



SUPERINTENDENT

Keith Cottrill

JUDGING —Sat. July 23 Building B 1-3PM

LEARNING OBJECTIVE

Exhibitors will demonstrate their skills & knowledge of the automotive, small engines, tractors, electrical, electronics, & welding fields.

RULES

- If youth is not present when exhibits are judged in Divisions 20 – 25, a written description of the project steps & highlights must accompany the exhibit.
- No gasoline or oil in engines exhibited.

DIVISION 20: AUTOMOTIVE

CLASS

- Automotive exhibit: individual project
- Educational exhibit

DIVISION 21: SMALL ENGINES

CLASS

- Small engine exhibit: individual project
- Educational Display

DIVISION 22: TRACTOR

RULES

- Completed project record book may accompany project in place of written description of steps

CLASS

- Project 1 Tractor engine or maintenance
- Project 2 Tractor engine or maintenance
- Tractor Restoration Project #1
- Tractor Restoration Project #2

DIVISION 23: ELECTRICAL

CLASS

- First year in electrical Division. Beginning electrician: display one (1) item related to project
- Second year & above. Display one (1) item
- Exhibit of project #2 (first year & above)

LENAAWEE COUNTY FAIR PREMIUM BOOK 2022

DIVISION 24: ELECTRONICS

CLASS

- Project 1
- Project 2

DIVISION 25: WELDING

RULES

- Welding to be done by participant
- Either oxyacetylene or electric arc

CLASS

- Project 1
- Project 2

DIVISION 26: PROJECT RECORD BOOK

LEARNING OBJECTIVE

Develop the ability to set goals, design & carry out a plan of action for a project, summarize, & self-evaluate. Project Record Books are available online or by contacting the MSU Extension 4-H Office.

CLASS

- Project record book—AUTOMOTIVE
- Project record book—SMALL ENGINES
- Project record book—TRACTOR
- Project record book—ELECTRICAL
- Project record book—ELECTRONICS

4-H DEPARTMENT 73

Shooting Sports



SUPERINTENDENTS

Amber Havelka

Jolene Siebarth

Monica Siebarth

JUDGING —Fri. July 22 Building B 5:30-7PM

LEARNING OBJECTIVE

Develop safe & effective shooting sports habits & conservation attitudes.

DIVISION 1: STATIC EXHIBIT

RULES

- Projects in classes 1-4 must include either a scored target or a scorecard shot by the exhibitor during the current project year.

DIVISION 2: SHOOTING TOURNAMENT

LOCATION:

**Lenawee Conservation League, 1404 Sutton Road,
Adrian, MI 49221**

**Must show up 30 Minutes before scheduled time
for all shooting events.**

3D Archery Saturday July 9th 10:00 AM

Judging Time: Saturday, July 16

Target Archery at 9:00 am

Trap (Shotgun) at 10:00 am

BB Gun at 11:00 am

Air Rifle at 11:00 am

Small Bore at 10:00 am

Pellet Pistol at 1:00 pm

Muzzleloading Date and Time TBA

RULES

- A. Participants must be active members of a 4-H shooting sports program working with a certified Lenawee 4-H Shooting Sports Instructor to qualify.
- B. One (1) entry per class.
- C. Exhibitors may enter no more than 2 classes in Department 73 Division 2.
- D. A signed medical form MUST be on file PRIOR to the day of the tournament, or Exhibitor may not shoot. Forms will be sent to all those who register once registrations are received.
- E. Exhibitors are expected to abide by all rules & regulations of the Michigan 4-H State Shooting Sports Tournament (including rules related to equipment and accessories). These rules can be found here: http://4h.msue.msu.edu/events/michigan_4_h_state_shooting_sports_tournament/tournament_rules

CLASS

1. BB Gun (2 positions: prone & kneeling)
2. Pellet Gun (3 positions: prone, kneeling & standing)
3. .22 Rifle Field (3 positions: prone, kneeling, & standing)
4. .22 Rifle Target (3 positions: prone, kneeling, & standing)
5. Trap
6. Muzzleloading
7. Target Archery
8. 3D Archery
9. Pellet Pistol

- B. Each project must include a written description of the highlights of their project to turn in with their exhibit.
- C. All projects must be displayed neatly, attractively, & must fit with the class description.
- D. If a club display is entered, please notify the superintendents on the space needed to display the project prior to the fair. Only one (1) entry tag is needed for the club.
- E. No human silhouette targets are allowed as part of project or displayed as targets or backstop.
- F. According to state 4-H regulations, without the physical presence of a certified 4-H Shooting Sports instructor, 4-H members may not handle or fire shooting sports equipment. Therefore, youth may not include pictures of themselves handling shooting sports equipment unless with a certified 4-H Shooting Sports instructor during a 4-H shooting session. Any projects that violate this rule will be ineligible for a ribbon.

CLASS

1. Target Shooting Display with scored target/scorecard and written description (e.g., shooting positions, how to care for and clean equipment, parts of equipment, gun sights, etc.) .
2. Hunting Display with scored target/scorecard and written description.
3. Safety Display with scored target/scorecard and written description (e.g., target shooting safety, hunting safety, etc.).
4. Equipment Made with scored target/scorecard and written description (e.g., bow rack, quiver, loading block, gun rest, etc.).
5. Shooting Sports Informative Project: photo essay, scrapbook, video, PowerPoint, etc.
6. Informative project #1 based on Hunting and Wildlife curriculum: waterfowl, upland birds, turkey, deer, trapping, small game, tracking and wildlife identification, compass and orienteering.
7. Informative project #2 based on Hunting and Wildlife curriculum: waterfowl, upland birds, turkey, deer, trapping, small game, tracking and wildlife identification, compass and orienteering.
8. Club display: pictures, posters, etc. showing shooting sports recreation, safety, etc.
9. Project Record Book



4-H DEPARTMENT 73

Performing & Communication Arts



SUPERINTENDENTS

Amy Pelham

Ashlee Pelham

JUDGING — Sat. July 30 Bandshell 2PM

DIVISION 10: PERFORMING ARTS

LEARNING OBJECTIVE

Learn to perform your feelings & emotions through pantomime, monologue, dialogue, plays, role playing, improvisations, storytelling, street theater, dance, vocal, instrumental, solo performances, etc.

RULES

- A. Registration is REQUIRED.
- B. Performing arts may include any type of talent act (instrumental, vocal, dance, clowning, drama, baton twirling, pantomime, clowning, etc.).
- C. Individual performances are not to exceed four (4) minutes.
- D. Group performances are not to exceed six (6) minutes.
- E. Accompanying music/audio must be submitted by 4pm on Monday July 25th to the 4-H Office in Building A.

CLASS

1. 8 -13 years – Individual
2. 14 and over – Individual
3. Group – any size (only 1 person per group should pre-register.)

DIVISION 11: PUBLIC SPEAKING & DEMONSTRATION

LEARNING OBJECTIVE

Learn to confidently speak and demonstrate in front of a group about a specific topic.

RULES

- A. Public Speaking may include any topic (Ag Issues, social issues, etc.)
- B. Demonstration may include any topic (jelly making, cooking, cake decorating, showing and fitting an animal, etc.)
- C. Individual public speaking is not to exceed eight (8) minutes.
- D. Individual demonstrations are not to exceed ten (10) minutes.
- E. Group demonstrations are not to exceed ten (10) minutes.

CLASS

1. 8-13 -Individual-Public Speaking
2. 14 and over- Individual-Public Speaking
3. 8-13-Individual-Demonstration
4. 14 and over-Individual Demonstration
5. Group-any size (Only 1 person per group should pre-register.)

DIVISION 12: PROJECT RECORD BOOK

LEARNING OBJECTIVE

Develop the ability to set goals, design & carry out a plan of action for a project, summarize, & self-evaluate. Project Record Books are available online or by contacting the MSU Extension 4-H Office.

CLASS

1. Project record book

4-H DEPARTMENT 82

Records



SUPERINTENDENTS

Amy Moore

Janet Taylor

JUDGING —Fri. July 22 & Sat. July 23

Building B

DIVISION 1: CLUB EXHIBIT (4-H, FFA)

LEARNING OBJECTIVE

Club members will work together to design and implement a plan for completing a group project.

RULES

- A. Poster should no smaller than 11" x 14" and no larger than 36" x 48".

CLASS

1. Educational exhibit including poster and other items such as officers' record books showing leadership and planning in action.
2. Poster and/or chart display to depict total club projects and activities (e.g. community service, social activities, etc.)

DIVISION 2: PARTICIPATION RECORDS

LEARNING OBJECTIVE

Learn to keep records of personal learning experiences & accomplishments.

RULES

- A. Display as scrapbooks, national 4-H report forms, etc. (Michigan 4-H Member's Personal Portfolio is available at the 4-H Office)

CLASS

1. Exhibit of Project

DIVISION 3: TEEN LEADERSHIP

LEARNING OBJECTIVE

Develop confidence in assuming new roles in a group & work with younger members as a leader in a project or activity.

RULES

- A. Poster should no smaller than 11" x 14" and no larger than 36" x 48".

CLASS

1. Explanation of one (1) or more experiences as a teen leader during the current project year. Indicate plan, responsibility assumed, results, etc. Explanation may be submitted as a written report, poster, or creative exhibit for display.
2. Exhibit of teen leader project as a current club officer. Exhibit record book or explanation of responsibility as club officers.

4-H DEPARTMENT 82

Life & Social Skills



SUPERINTENDENTS

Amy Moore

Janet Taylor

JUDGING —Fri. July 22 & Sat. July 23

Building B

DIVISION 10: COMMUNITY INVOLVEMENT - LOCAL

LEARNING OBJECTIVE

Exhibitor will learn more about community involvement & will portray community service opportunities.

RULES

- A. Exhibit may include a display of photographs, articles, scrapbooks, etc. to portray activities in community services (projects with aged, special needs, charity fundraising, community cleanup, community awareness, etc.)

CLASS

1. Exhibit of Project
2. Project Record Book

DIVISION 11: COMMUNITY INVOLVEMENT - INTERNATIONAL

LEARNING OBJECTIVE

Exhibitor will learn more about international living, life & communities.

RULES

- A. Exhibit may include a display of photographs, articles, scrapbooks, etc. To portray activities in international events such as States 4-H Exchange, country study, etc.

CLASS

1. Exhibit of Project
2. Project Record Book

DIVISION 12: FAMILY & CHILD DEVELOPMENT

LEARNING OBJECTIVE

Exhibitor will learn the importance of personal & family living skills, or safety & care of children and/or adults or self. Gain knowledge & skills of home management, personal improvement, emergency preparedness & other youth development related skills.

RULES

- A. Educational exhibit (babysitting, nutrition, safety, toys, games, emergency preparedness, growth, & development.)

CLASS

1. Exhibit of Project
2. Project Record Book

DIVISION 13: RECREATION

LEARNING OBJECTIVE

Exhibitor will learn about games played, recreational events & other physical activities.

RULES

- A. Exhibit may include a display of photographs, description of games played, etc. of recreation which individual took leadership in organizing. A written description of project steps must accompany exhibit if youth is not present for evaluation.

CLASS

1. Individual Project
2. Group Project—three (3) or more
3. Club Project
4. Project Record Book

DIVISION 14: SAFETY/ EMERGENCY PREPAREDNESS

LEARNING OBJECTIVE

Exhibitor will learn the importance of safety, emergency preparedness, first aid & general safety practices.

RULES

- A. Posters should be no smaller than 11"x 14" & no larger than 36 by 48".

CLASS

1. First Aid
2. Bicycle Safety
3. Fire Prevention
4. Project Record Book

4-H DEPARTMENT 82

Misc. Educational Project



SUPERINTENDENTS

Amy Moore

Janet Taylor

JUDGING — Fri. July 22 & Sat. July 23

Building B

DIVISION 20: CREATIVE WRITING

LEARNING OBJECTIVE

Learn to express your thoughts through the written word in the form of poetry, prose, essay, fiction, history, & journalism/related creative writing.

RULES

- A. Exhibit should be legible (typed, printed from a computer, stenciled, or hand-printed).
- B. No school writing projects are allowed.
- C. Writing may be displayed on a poster and/or report folder
- D. In class 1, a minimum of three (3) poems (related or unrelated in styles and/or topics) should be entered.
- E. Class 4 Instructional Poster about writing; can cover any aspect of writing (e.g. hints on how to get started, writing tools, markets for publishing, brainstorming techniques, etc.)
- F. Posters should be no smaller than 11"x 14" & no larger than 36 by 48".

CLASS

1. Poetry
2. Fiction
3. Non-fiction
4. Instructional
5. Project Record Book

DIVISION 21: COLLECTIONS

LEARNING OBJECTIVE

Demonstrate with their project the skill & knowledge of presenting properly collectable items.

RULES

- A. Educational display: representative items on board not larger than 36" by 48". Items must be fastened securely on board, poster, or in scrapbook. Exhibitor must also include a written description of project highlights (e.g. source of items, why they are of personal interest, what has been learned, etc.).
- B. Collections exhibits must be different from the previous year unless explanation is provided showing significant changes.

- C. Items not allowed: knives, guns, other items not “G rated”.

CLASS

1. Exhibit of Project
2. Project Record Book

DIVISION 22: PLASTIC MODELS

LEARNING OBJECTIVE

Exhibitor will learn & demonstrate the basic principles of constructing plastic models.

CLASS

- | | |
|---------------|-------------------------|
| 1. Project #1 | 3. Lego Kit |
| 2. Project #2 | 4. Lego original design |
| | 5. Project Record Book |

DIVISION 23: SELF-DETERMINED

LEARNING OBJECTIVE

Demonstrate with their projects what they have learned through self-study.

RULES

- A. Self-determined projects are ones that are not currently listed as a Michigan 4-H project.
- B. Enter here exhibits of self-determined & other projects not listed elsewhere in the 4-H division.
- C. When posters are used – no smaller than 11” x 14” & no larger than 36” x 48”

CLASS

1. Project #1
2. Project #2
3. Project #3
4. Group exhibit
5. Project Record Book

DIVISION 24: POCKET PETS

LEARNING OBJECTIVE

Exhibitor will use their knowledge & skills to design & implement an educational display about pocket pets.

RULES

- A. Examples of pocket pets: hamster, gerbil, bird, etc.
- B. Youth is to bring pocket pet for evaluation and share the physical care and health care they have given their pet, what they have learned, etc.
- C. Youth is to take their pocket pet home after judging.
- D. Youth is to make a poster no smaller than 11” x 14” or no larger than 36” X 48” to leave on display depicting any aspect of the life & care of their pocket pet.

CLASS

1. Exhibit of Project
2. Project Record Book

DIVISION 25: CATS

LEARNING OBJECTIVE

Exhibitor will use their knowledge & skills to design & implement an educational display about cats.

RULES

- A. Youth is to take their cat home after judging.

CLASS

1. Notebook following guidelines available from 4-H leader or MSU Extension office.
2. Poster 14” x 22” depicting any aspects of the care, history, or medical topics relevant to cats.
3. Project Record Book

4-H DEPARTMENT 82

Static Project Entrepreneurship



SUPERINTENDENT

Abby Vittore

JUDGING —Fri. July 22 3-7PM &

Sat. July 23 12-4PM

Building A

DIVISION 30: STATIC PROJECT ENTREPRENEURSHIP

LEARNING OBJECTIVE

Learn to develop market plan, keep records and write buyer invitations and thank you letters.

RULES

- A. Exhibitors may enter one project in this class.
- B. Exhibitor must submit the Static Project Entrepreneurship Market Book at the time of judging.
- C. Exhibitor must enter the project in the appropriate class for the project and in the Static Project Entrepreneurship class.
- D. Project must be judged in the project class before being judged in the Static Project Entrepreneurship class.
- E. Exhibitor will provide a framed 8”x10” photo of the food, floriculture, or horticulture project to be displayed if the project may spoil or wilt.
- F. Projects receiving a blue or red ribbon in their project class are eligible for the Static Project Silent Auction if the exhibitor has completed the requirements for the Static Project Entrepreneurship class and turned in the completed Static Project Entrepreneurship checklist form.
- G. Projects not receiving a blue or red ribbon in the project class will be judged in the Static Project Entrepreneurship class, but they are not eligible for the silent auction. These

- projects will be displayed in the appropriate project areas.
- H. Exhibitors with projects in the silent auction will be required to work in the silent auction area for at least one half-hour shift between 5-8 pm (Sunday – Friday) to practice entrepreneur marketing skills and answer questions from the public. They will sign up for work times at project judging.
 - I. Exhibitors are not required to sell in the silent auction by entering this class. They will indicate whether they are selling their item or not at project judging.

CLASS

1. Exhibit of Project and Static Project Entrepreneurship Record Book (available online or by contacting the MSU Extension 4-H Office.)

STATIC PROJECT SILENT AUCTION

- A. Silent auction will be displayed in Building A. The auction will begin on Sunday, July 24 at 4 pm and end on Saturday, July 30 at 2 pm
- B. A project is eligible for the silent auction if the project received a blue or red ribbon in the project class, the exhibitor completed the requirements of the Static Project Entrepreneurship class, and the exhibitor turned in the completed Static Project Entrepreneurship checklist form.
- C. It is the exhibitor's responsibility to transport the project to the silent auction area.
- D. Exhibitors must pick up unsold projects during project check out on Sunday, July 31st 1-3 pm
- E. Exhibitors must pick up buyer information for thank you letters when they pick up their Static Project Entrepreneurship Market Book at project check out.
- F. Winning bidders will receive an email from FairEntry after 2 pm on Saturday, July 30. It is the buyer's responsibility to pick up their item during project check out on July 31, 1-3 pm, . Food items, floriculture and some horticulture projects will be delivered at a later date. The buyer will receive an emailed notice after the sale and is responsible for sales tax on the item.
- G. It is the responsibility of the exhibitor to contact the buyer to arrange for the delivery of fresh food, floriculture, and horticulture projects.
- H. Exhibitor will show a copy of the buyer thank you letter(s) in order to receive check. Information on the availability of the checks will be published in the county newsletter. Checks will reflect a 5% commission deduction for promotion and marketing.

4-H DEPARTMENT 82

Cloverbuds



SUPERINTENDENT

Sarah Publiski

JUDGING — Fri. July 23 @ Building B

LENAAWEE COUNTY FAIR PREMIUM BOOK 2022

RULES

- A. Pre-Registration is required – completed the same as eight (8) to nineteen (19) year old. See procedures for entering at beginning of 4-H DIVISION.
- B. These projects will be displayed with no evaluation. Youth will tell their story to an adult who is especially interested in young children and their development. Each youth will receive a 4-H Cloverbud Ribbon. Cloverbuds do not receive premiums.
- C. Classes are available in some animal projects for Cloverbuds. These classes will be non-competitive. Youth may borrow animals to participate in these specially designated classes but may not bring their own animals to keep at fair all week. Cloverbuds may bring a bird for the poultry classes; see Dept. 12 Poultry for details and rules.
- D. Food items need to be at fair on the day of judging but need to go home after they are judged. Please bring a photo of the item on judging day to stay on display. Cloverbud baked goods and candies may be displayed.
- E. Please do NOT water your own plants. The superintendent will do it as needed.

DIVISION 50: CLOVERBUD STATIC PROJECTS

CLASS

- | | |
|---------------|----------------------------------|
| 1. Project #1 | 3. Project #3 |
| 2. Project #2 | 4. Cloverbud Project Record Book |

DIVISION 51: CLOVERBUD POULTRY

See Dept. 12 – Poultry for details & rules

CLASS

1. Cloverbud Showmanship
2. Cloverbud Fancy
3. Cloverbud Flying Contest
4. Cloverbud Fashion Contest

DIVISION 52: CLOVERBUD DOGS

See Dept. 22 – Dogs for details & rules

CLASS

1. Costume Class – Cloverbud

Division 53: DAIRY SHOWMANSHIP

See Dept. 2 – DAIRY for details & rules Division 7

CLASS

1. Showmanship – Cloverbud 5-7